

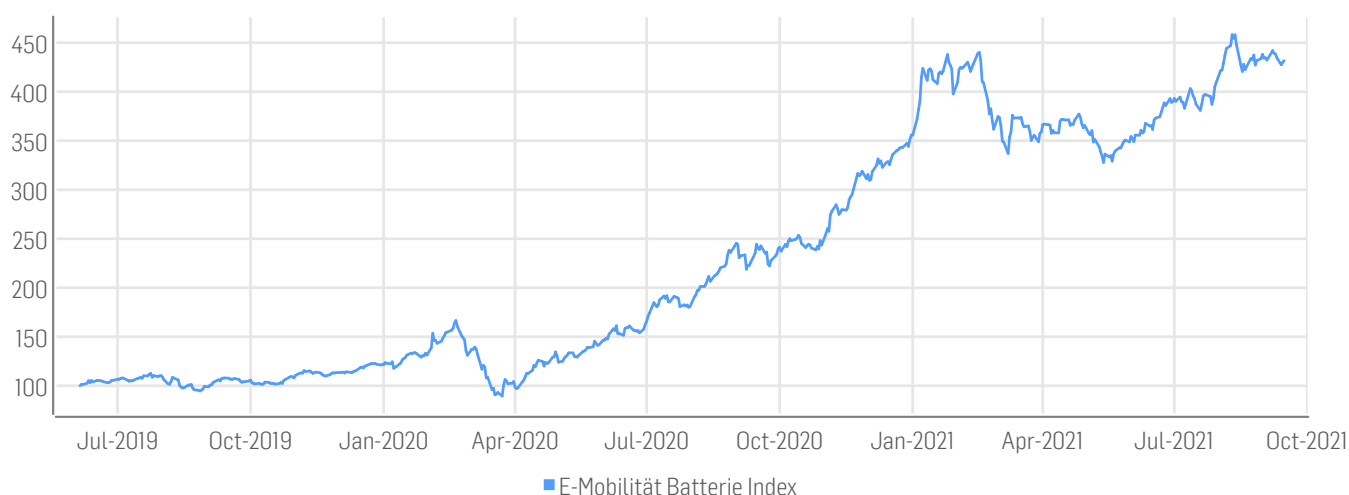
# FACTSHEET - À PARTIR DU 15 Sep 2021

## E-Mobilität Batterie Index

### DESCRIPTION

Un rendement élevé, une disponibilité et une portée croissante sont les avantages d'une batterie comme support de stockage pour l'énergie électrique. L'indice regroupe la chaîne de processus complète d'une batterie. Il s'agit, d'une part, de producteurs de batteries tels que Varta et Tesla et, d'autre part, de mines de lithium tels qu'Albemarle et SQM.

### PERFORMANCE HISTORIQUE\*



### DONNEES CLEFS

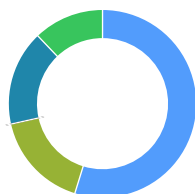
ISIN / WKN	DE000SLA8F91 / SLA8F9	Valeur / Date initiales	100 Points / 05.06.2019
Bloomberg / Reuters	EMOBBAT Index / .EMOBBAT	Prix actuel	431.73
Calculateur de l'Indice	Solactive AG	Dividendes	Reinvested
Type d'Indice	Net Total Return	Calcul	9 :00 am to 10 :50 pm (CET), every 15 seconds
Monnaie de l'Indice	EUR	Données	Disponible sur une base journalière depuis 05.06.2019
Composants de l'Indice	8		

**STATISTIQUES**

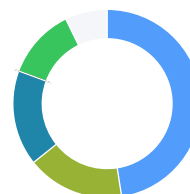
	30J	90J	180J	360J	YTD	Depuis sa Création
Performance	1.06%	16.31%	18.53%	77.87%	21.35%	331.73%
Performance (p.a.)	-	-	-	-	-	89.90%
Volatilité (p.a.)	24.01%	24.09%	23.09%	29.94%	29.65%	35.75%
Maxi	442.00	458.25	458.25	458.25	458.25	458.25
Mini	420.71	371.19	327.88	222.34	327.88	89.51
Sharpe Ratio	0.59	3.54	1.81	2.67	1.08	2.53
Max. Drawdown	-3.28%	-8.19%	-13.08%	-25.52%	-25.52%	-46.25%
VaR 95 \ 99				-42.3% \ -82.7%		-53.8% \ -102.6%
CVaR 95 \ 99				-65.8% \ -91.6%		-90.2% \ -155.3%

**EXPOSITION AU RISQUE DE CHANGE**

- USD 54.8%
- HKD 16.7%
- KRW 16.4%
- EUR 12.1%


**EXPOSITION AU RISQUE-PAYS**

- US 47.5%
- CN 16.7%
- KR 16.4%
- DE 12.1%
- Others 7.2%


**PREMIERS COMPOSANTS 15 Sep 2021**

Société	Code	Pays	Monnaie	Poids
TESLA INC	TSLA UW Equity	US	USD	24.27%
BYD CO LTD	1211 HK Equity	CN	HKD	16.74%
ALBEMARLE CORP	ALB UN Equity	US	USD	12.82%
VARTA AG	VARI GY Equity	DE	EUR	12.13%
LIVENT CORP	LTHM UN Equity	US	USD	10.44%
SAMSUNG SDI CO LTD	006400 KP Equity	KR	KRW	10.24%
QUIMICA Y MINERA CHIL-SP ADR	SQM UN Equity	CL	USD	7.24%
LG CHEM LTD	051910 KP Equity	KR	KRW	6.12%

For more information, please visit [www.solactive.com](http://www.solactive.com).

© Solactive AG, 2021. All rights reserved.


The information contained in this factsheet is impersonal, not tailored to the needs of any person, entity or group of persons and for informational purposes only. The information contained herein has been obtained from public sources believed to be reliable, but no representation or warranty, express or implied, is made that such information is accurate or complete and it should not be relied upon as such. The content is provided on an "as is" basis. Solactive AG accepts no responsibility or liability for any errors or for any loss from use of this factsheet or any of the information or data contained herein. In no event shall Solactive AG be liable to any party for any direct, indirect, incidental, exemplary, compensatory, punitive, special or consequential damages, costs, expenses, legal fees, or losses (including, without limitation, lost income or lost profits and opportunity costs) in connection with any use of the factsheets and its content even if advised of the possibility of such damages.

It is not possible to invest directly in an index. Exposure to assets represented by an index is available through investable financial instruments that seek to provide an investment return based on the performance of an index. A decision to invest in any such financial instrument should not be made in reliance on any of the statements set forth in this document. Prospective investors are advised to make an investment in any such financial instrument only after carefully considering the risks associated with investing in such financial instruments, as detailed in an offering memorandum or similar document that is prepared by or on behalf of the issuer of the financial instrument or vehicle.

The financial instruments are not sponsored, promoted, sold or supported in any other manner by Solactive AG nor does Solactive AG offer any express or implicit guarantee or assurance either with regard to the results of using the Index and/or Index trade mark or the Index level at any time or in any other respect. Solactive AG makes no assurance that financial instruments based on the index will accurately track index performance or provide positive investment returns. Solactive AG is not an investment adviser and nothing in this factsheet constitutes a recommendation by Solactive AG to invest capital in financial instruments nor does it in any way represent an assurance or opinion of Solactive AG with regard to any investment in a financial instrument. Inclusion of a security within an index is not a recommendation by Solactive AG to buy, sell, or hold such security, nor is it considered to be investment advice.

Past performance should not be considered as indication or guarantee of any future results. Charts and graphs are provided for illustrative purposes.

This info service is offered exclusively by Solactive AG, Platz der Einheit 1, D-60327 Frankfurt am Main | E-Mail : [indexing@solactive.com](mailto:indexing@solactive.com)

"Solactive", "Solactive GBS", "German Index Engineering" and the logo  are registered trademarks of Solactive AG.

The information in this document does not constitute tax, legal or investment advice. The factsheet is proprietary to Solactive AG. Its content may not be modified, reproduced, redistributed or stored in a retrieval system in whole or in part without the prior written consent of Solactive AG.