

FACTSHEET - À PARTIR DU 30 Nov 2021

AKTIONÄR China Biotech AR Index

DESCRIPTION

L'indice "AKTIONÄR China Biotech Index" met l'accent sur l'industrie pharmaceutique et biotechnologique. L'indice comprend les entreprises qui s'occupent du développement, de la production et de la commercialisation des médicaments. Pour s'implanter durablement en Chine, de plus en plus d'entreprises occidentales sont à la recherche de partenaires de coopération dans l'Empire du Milieu. L'indice se compose de 15 entreprises, et est rebalancé fin mars et fin septembre.

PERFORMANCE HISTORIQUE*

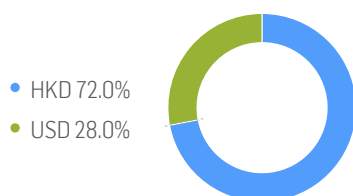
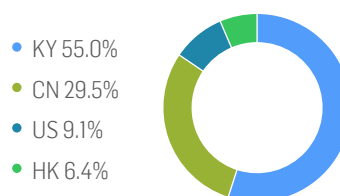


DONNEES CLEFS

ISIN / WKN	DE000SLA5TZ9 / SLA5TZ	Valeur / Date initiales	1000 Points / 07.03.2008
Bloomberg / Reuters	DACNBIO Index / .DACNBIO	Prix actuel	120.31
Calculateur de l'Indice	Solactive AG	Dividendes	Reinvested
Type d'Indice	Total Return	Calcul	09 :00am to 10 :30pm (CET), every 60 seconds
Monnaie de l'Indice	EUR	Données	Disponible sur une base journalière depuis 07.03.2008
Composants de l'Indice	14		

STATISTIQUES

	30J	90J	180J	360J	YTD	Depuis sa Création
Performance	5.23%	-8.77%	-16.64%	11.35%	7.58%	20.31%
Performance (p.a.)	-	-	-	-	-	5.16%
Volatilité (p.a.)	26.80%	25.86%	36.28%	32.43%	33.34%	28.68%
Maxi	122.86	133.42	152.75	152.75	152.75	152.75
Mini	109.99	109.99	109.99	105.89	109.99	69.24
Sharpe Ratio	3.23	-1.18	-0.84	0.37	0.26	0.20
Max. Drawdown	-4.26%	-17.56%	-27.99%	-27.99%	-27.99%	-42.01%
VaR 95 \ 99				-57.3% \ -111.4%		-45.1% \ -83.4%
CVaR 95 \ 99				-83.6% \ -131.7%		-71.9% \ -116.1%

EXPOSITION AU RISQUE DE CHANGE

EXPOSITION AU RISQUE-PAYS

PREMIERS COMPOSANTS 30 Nov 2021

Société	Code	Pays	Monnaie	Poids
GENSCRIPT BIOTECH CORP	1548 HK Equity	KY	HKD	10.15%
YICHANG HEC CHANGJIANG PHA-H	1558 HK Equity	CN	HKD	9.19%
FIBROGEN INC	FGEN UW Equity	US	USD	9.11%
SHANGHAI FOSUN PHARMACEUTICAL GROUP CO LTD	2196 HK Equity	CN	HKD	7.48%
BEIGENE LTD-ADR	BGNE UW Equity	KY	USD	7.12%
HUTCHISON CHINA MEDITECH-ADR	HCM UW Equity	KY	USD	6.88%
LEES PHARMACEUTICAL HLDGS	950 HK Equity	KY	HKD	6.68%
LIVZON PHARMACEUTICAL GROUP INC	1513 HK Equity	CN	HKD	6.62%
SINO BIOPHARMACEUTICAL LTD ORD	1177 HK Equity	KY	HKD	6.54%
3SBIO INC	1530 HK Equity	KY	HKD	6.48%
CSPC PHARMACEUTICAL GROUP LTD	1093 HK Equity	HK	HKD	6.43%
WUXI BIOLOGICS CAYMAN INC	2269 HK Equity	KY	HKD	6.24%
SINOPHARM GROUP CO LTD	1099 HK Equity	CN	HKD	6.20%
ZAI LAB LTD	ZLAB UQ Equity	KY	USD	4.89%

For more information, please visit www.solactive.com.

© Solactive AG, 2021. All rights reserved.


The information contained in this factsheet is impersonal, not tailored to the needs of any person, entity or group of persons and for informational purposes only. The information contained herein has been obtained from public sources believed to be reliable, but no representation or warranty, express or implied, is made that such information is accurate or complete and it should not be relied upon as such. The content is provided on an "as is" basis. Solactive AG accepts no responsibility or liability for any errors or for any loss from use of this factsheet or any of the information or data contained herein. In no event shall Solactive AG be liable to any party for any direct, indirect, incidental, exemplary, compensatory, punitive, special or consequential damages, costs, expenses, legal fees, or losses (including, without limitation, lost income or lost profits and opportunity costs) in connection with any use of the factsheets and its content even if advised of the possibility of such damages.

It is not possible to invest directly in an index. Exposure to assets represented by an index is available through investable financial instruments that seek to provide an investment return based on the performance of an index. A decision to invest in any such financial instrument should not be made in reliance on any of the statements set forth in this document. Prospective investors are advised to make an investment in any such financial instrument only after carefully considering the risks associated with investing in such financial instruments, as detailed in an offering memorandum or similar document that is prepared by or on behalf of the issuer of the financial instrument or vehicle.

The financial instruments are not sponsored, promoted, sold or supported in any other manner by Solactive AG nor does Solactive AG offer any express or implicit guarantee or assurance either with regard to the results of using the Index and/or Index trade mark or the Index level at any time or in any other respect. Solactive AG makes no assurance that financial instruments based on the index will accurately track index performance or provide positive investment returns. Solactive AG is not an investment adviser and nothing in this factsheet constitutes a recommendation by Solactive AG to invest capital in financial instruments nor does it in any way represent an assurance or opinion of Solactive AG with regard to any investment in a financial instrument. Inclusion of a security within an index is not a recommendation by Solactive AG to buy, sell, or hold such security, nor is it considered to be investment advice.

Past performance should not be considered as indication or guarantee of any future results. Charts and graphs are provided for illustrative purposes.

This info service is offered exclusively by Solactive AG, Platz der Einheit 1, D-60327 Frankfurt am Main | E-Mail : indexing@solactive.com

"Solactive", "Solactive GBS", "German Index Engineering" and the logo  are registered trademarks of Solactive AG.

The information in this document does not constitute tax, legal or investment advice. The factsheet is proprietary to Solactive AG. Its content may not be modified, reproduced, redistributed or stored in a retrieval system in whole or in part without the prior written consent of Solactive AG.