

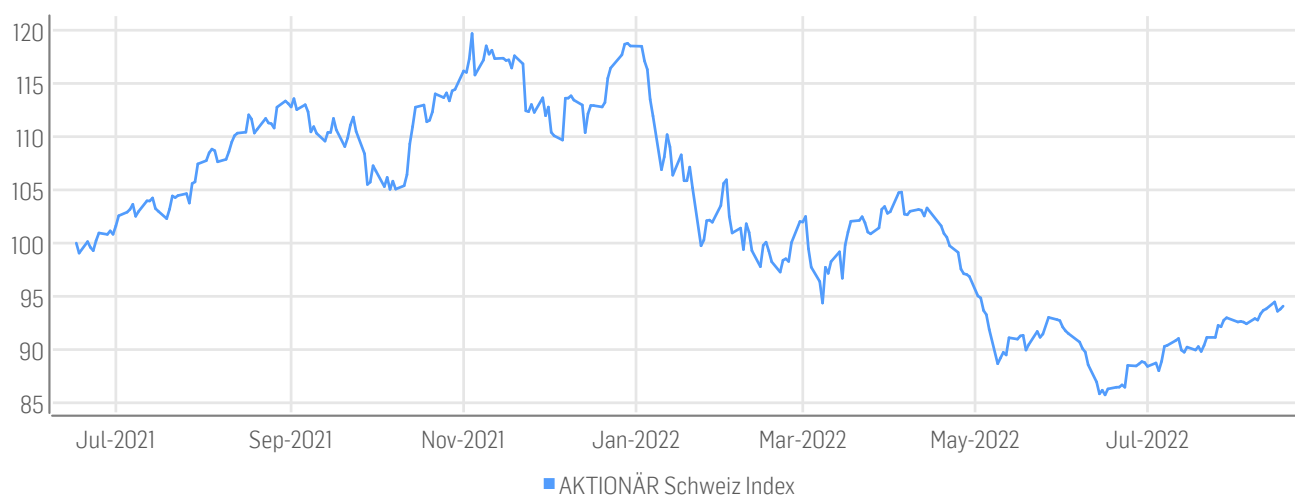
FACTSHEET - À PARTIR DU 18 Aug 2022

AKTIONÄR Schweiz Index

DESCRIPTION

Investir avec système sur la base de règles. Un différend politique entre la Suisse et l'Union européenne a permis aux sociétés cotées en Suisse de ne plus pouvoir être négociées sur les marchés boursiers de l'UE. Avec l'indice "AKTIONÄR Schweiz" (Suisse), il est de nouveau possible d'investir auprès des Confédérés. L'indice compte 15 entreprises. Les trois grands acteurs Nestlé, ainsi que les groupes pharmaceutiques Novartis et Roche sont en place, les douze autres entreprises doivent leur appartenance à l'indicateur de signal tendance de l'actionnaire.

PERFORMANCE HISTORIQUE*



DONNEES CLEFS

ISIN / WKN	DE000SLODJV5 / SLODJV	Valeur / Date initiales	100 Points / 17.06.2021
Bloomberg / Reuters	TSICH Index / .TSICH	Prix actuel	94.08
Calculateur de l'Indice	Solactive AG	Dividendes	Reinvested
Type d'Indice	GTR	Calcul	09 :00am to 10 :50pm (CET), every 15 seconds
Monnaie de l'Indice	EUR	Données	Disponible sur une base journalière depuis 17.06.2021
Composants de l'Indice	15		

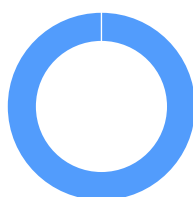
STATISTIQUES

EUR	30J	90J	180J	360J	YTD	Depuis sa Création
Performance	4.21%	3.99%	-4.24%	-15.78%	-20.62%	-5.92%
Performance (p.a.)						-5.09%
Volatilité (p.a.)	7.86%	11.74%	17.07%	20.12%	20.69%	19.09%
Maxi	94.47	94.47	104.79	119.69	118.49	119.69
Mini	89.82	85.74	85.74	85.74	85.74	85.74
Sharpe Ratio*	8.31	1.47	-0.49	-0.79	-1.48	-0.26
Max. Drawdown	-0.92%	-7.83%	-18.18%	-28.36%	-27.66%	-28.36%
VaR 95 \ 99				-36.0% \ -61.1%		-33.6% \ -61.1%
CVaR 95 \ 99				-52.1% \ -78.7%		-49.7% \ -78.7%

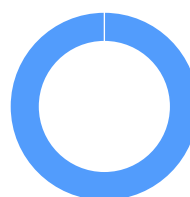
* Up to 31 December 2021, ex-post Sharpe ratios use as input for the risk free rate term the London Inter-Bank Offered rates in the respective currencies of the index and at a term equal to the observation period. From 3 January 2022 onwards, Sharpe ratios will be / are calculated using as reference risk free rate input the overnight replacement rate for these currencies, namely SONIA (for GBP), SOFR (for USD) and EURIBOR Overnight (for EUR).

EXPOSITION AU RISQUE DE CHANGE

• CHF 100.0%


EXPOSITION AU RISQUE-PAYS

• CH 100.0%


PREMIERS COMPOSANTS 18 Aug 2022

Société	Code	Pays	Monnaie	Poids
NESTLE SA	NESN SE Equity	CH	CHF	10.83%
NOVARTIS AG	NOVN SE Equity	CH	CHF	10.83%
ROCHE HOLDING AG	ROG SE Equity	CH	CHF	9.30%
INTERSHOP HOLDING AG	ISN SE Equity	CH	CHF	7.07%
HUBER + SUHNER AG-REG	HUBN SE Equity	CH	CHF	6.81%
MOBILEZONE-REG	MOZN SE Equity	CH	CHF	6.58%
ZURICH INSURANCE GROUP AG	ZURN SE Equity	CH	CHF	6.51%
DKSH HOLDING AG	DKSH SE Equity	CH	CHF	6.27%
BURCKHARDT COMPRESSION HOLDING AG	BCHN SE Equity	CH	CHF	6.04%
HELVETIA HOLDING AG	HELN SE Equity	CH	CHF	5.96%
VARIA US PROPERTIES AG	VARN SE Equity	CH	CHF	5.92%
SWISS LIFE HOLDING AG	SLHN SE Equity	CH	CHF	5.73%
SCHWEIZERISCH NATIONALBANK-REG	SNBN SE Equity	CH	CHF	5.53%
MEDARTIS HOLDING AG	MED SE Equity	CH	CHF	4.61%
MOLECULAR PARTNERS AG	MOLN SE Equity	CH	CHF	2.02%

For more information, please visit www.solactive.com.

© Solactive AG, 2022. All rights reserved.


The information contained in this factsheet is impersonal, not tailored to the needs of any person, entity or group of persons and for informational purposes only. The information contained herein has been obtained from public sources believed to be reliable, but no representation or warranty, express or implied, is made that such information is accurate or complete and it should not be relied upon as such. The content is provided on an "as is" basis. Solactive AG accepts no responsibility or liability for any errors or for any loss from use of this factsheet or any of the information or data contained herein. In no event shall Solactive AG be liable to any party for any direct, indirect, incidental, exemplary, compensatory, punitive, special or consequential damages, costs, expenses, legal fees, or losses (including, without limitation, lost income or lost profits and opportunity costs) in connection with any use of the factsheets and its content even if advised of the possibility of such damages.

It is not possible to invest directly in an index. Exposure to assets represented by an index is available through investable financial instruments that seek to provide an investment return based on the performance of an index. A decision to invest in any such financial instrument should not be made in reliance on any of the statements set forth in this document. Prospective investors are advised to make an investment in any such financial instrument only after carefully considering the risks associated with investing in such financial instruments, as detailed in an offering memorandum or similar document that is prepared by or on behalf of the issuer of the financial instrument or vehicle.

The financial instruments are not sponsored, promoted, sold or supported in any other manner by Solactive AG nor does Solactive AG offer any express or implicit guarantee or assurance either with regard to the results of using the Index and/or Index trade mark or the Index level at any time or in any other respect. Solactive AG makes no assurance that financial instruments based on the index will accurately track index performance or provide positive investment returns. Solactive AG is not an investment adviser and nothing in this factsheet constitutes a recommendation by Solactive AG to invest capital in financial instruments nor does it in any way represent an assurance or opinion of Solactive AG with regard to any investment in a financial instrument. Inclusion of a security within an index is not a recommendation by Solactive AG to buy, sell, or hold such security, nor is it considered to be investment advice.

Past performance should not be considered as indication or guarantee of any future results. Charts and graphs are provided for illustrative purposes.

This info service is offered exclusively by Solactive AG, Platz der Einheit 1, D-60327 Frankfurt am Main | E-Mail : indexing@solactive.com

"Solactive", "Solactive GBS", "German Index Engineering" and the logo  are registered trademarks of Solactive AG.

The information in this document does not constitute tax, legal or investment advice. The factsheet is proprietary to Solactive AG. Its content may not be modified, reproduced, redistributed or stored in a retrieval system in whole or in part without the prior written consent of Solactive AG.