

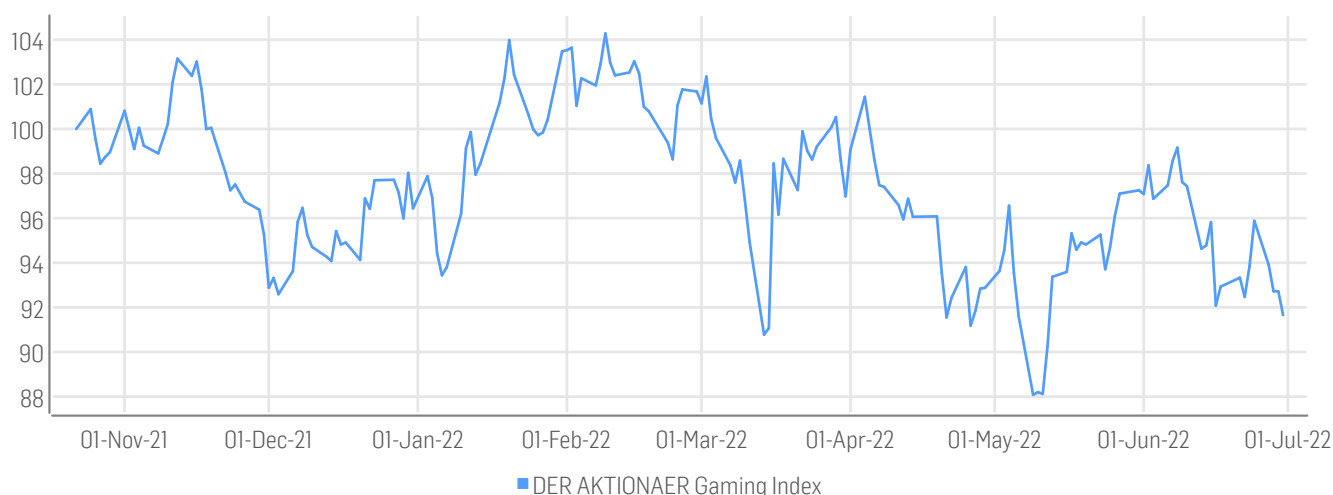
## FACTSHEET - À PARTIR DU 30 Jun 2022

### DER AKTIONÄR Gaming Index

#### DESCRIPTION

Le terme "Gaming" fait référence à l'utilisation de jeux numériques sur PC, consoles, tablettes ou smartphones. D'abord découvert par les adolescents, puis de plus en plus découvert par les adultes, de plus en plus de gens s'intéressent aux jeux sur ordinateur et console. Avec l'indice "DER AKTIONÄR Gaming Index", les investisseurs peuvent participer à cette tendance de croissance. L'indice comprend des sociétés de matériel telles que Sony et Corsair, ainsi que des sociétés de développement de jeux telles que Electronic Arts et Activision Blizzard.

#### PERFORMANCE HISTORIQUE\*



#### DONNEES CLEFS

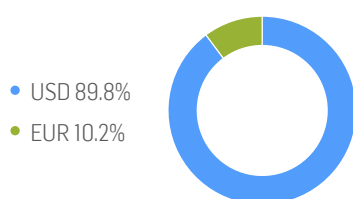
ISIN / WKN	DE000SLOD9W5 / SLOD9W	Valeur / Date initiales	100 Points / 22.10.2021
Bloomberg / Reuters	AKGAME Index/ .AKGAME	Prix actuel	91.65
Calculateur de l'Indice	Solactive AG	Dividendes	réinvestis
Type d'Indice	Rendement total net	Calcul	9 :00 am to 10 :50 pm (CET), every 15 seconds
Monnaie de l'Indice	EUR	Données	Disponibles depuis le 22.10.2021
Composants de l'Indice	9		

## STATISTIQUES

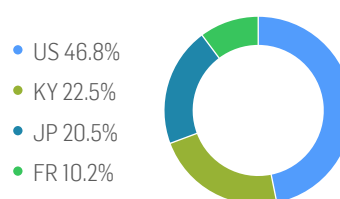
EUR	30J	90J	180J	360J	YTD	Depuis sa Création
Performance	-5.76%	-7.49%	-4.97%		-4.97%	-8.35%
Performance (p.a.)						-11.92%
Volatilité (p.a.)	24.17%	25.68%	27.50%		27.49%	25.34%
Maxi	99.16	101.44	104.28		104.28	104.28
Mini	91.65	88.08	88.08		88.08	88.08
Sharpe Ratio*	-2.10	-1.03	-0.34		-0.33	-0.45
Max. Drawdown	-7.57%	-13.17%	-15.54%		-15.54%	-15.54%
VaR 95 \ 99						-40.3% \ -63.2%
CVaR 95 \ 99						-52.7% \ -70.8%

\* Up to 31 December 2021, ex-post Sharpe ratios use as input for the risk free rate term the London Inter-Bank Offered rates in the respective currencies of the index and at a term equal to the observation period. From 3 January 2022 onwards, Sharpe ratios will be / are calculated using as reference risk free rate input the overnight replacement rate for these currencies, namely SONIA (for GBP), SOFR (for USD) and EURIBOR Overnight (for EUR).

## EXPOSITION AU RISQUE DE CHANGE



## EXPOSITION AU RISQUE-PAYS



## PREMIERS COMPOSANTS 30 Jun 2022

Société	Code	Pays	Monnaie	Poids
TAKE-TWO INTERACTIVE SOFTWARE INC	TTWO UW Equity	US	USD	16.21%
NETEASE INC-ADR	NTES UW Equity	KY	USD	12.26%
ACTIVISION BLIZZARD INC	ATVI UW Equity	US	USD	11.82%
ELECTRONIC ARTS INC	EA UW Equity	US	USD	11.66%
NINTENDO CO LTD	NTDOY UV Equity	JP	USD	10.53%
TENCENT HOLDINGS LTD-UNS ADR	TCEHY UV Equity	KY	USD	10.22%
UBISOFT ENTERTAINMENT	UBI FP Equity	FR	EUR	10.20%
SONY GROUP CORP	SONY UN Equity	JP	USD	9.96%
CORSAIR GAMING INC	CRSR UW Equity	US	USD	7.14%

For more information, please visit [www.solactive.com](http://www.solactive.com).

© Solactive AG, 2022. All rights reserved.


The information contained in this factsheet is impersonal, not tailored to the needs of any person, entity or group of persons and for informational purposes only. The information contained herein has been obtained from public sources believed to be reliable, but no representation or warranty, express or implied, is made that such information is accurate or complete and it should not be relied upon as such. The content is provided on an "as is" basis. Solactive AG accepts no responsibility or liability for any errors or for any loss from use of this factsheet or any of the information or data contained herein. In no event shall Solactive AG be liable to any party for any direct, indirect, incidental, exemplary, compensatory, punitive, special or consequential damages, costs, expenses, legal fees, or losses (including, without limitation, lost income or lost profits and opportunity costs) in connection with any use of the factsheets and its content even if advised of the possibility of such damages.

It is not possible to invest directly in an index. Exposure to assets represented by an index is available through investable financial instruments that seek to provide an investment return based on the performance of an index. A decision to invest in any such financial instrument should not be made in reliance on any of the statements set forth in this document. Prospective investors are advised to make an investment in any such financial instrument only after carefully considering the risks associated with investing in such financial instruments, as detailed in an offering memorandum or similar document that is prepared by or on behalf of the issuer of the financial instrument or vehicle.

The financial instruments are not sponsored, promoted, sold or supported in any other manner by Solactive AG nor does Solactive AG offer any express or implicit guarantee or assurance either with regard to the results of using the Index and/or Index trade mark or the Index level at any time or in any other respect. Solactive AG makes no assurance that financial instruments based on the index will accurately track index performance or provide positive investment returns. Solactive AG is not an investment adviser and nothing in this factsheet constitutes a recommendation by Solactive AG to invest capital in financial instruments nor does it in any way represent an assurance or opinion of Solactive AG with regard to any investment in a financial instrument. Inclusion of a security within an index is not a recommendation by Solactive AG to buy, sell, or hold such security, nor is it considered to be investment advice.

Past performance should not be considered as indication or guarantee of any future results. Charts and graphs are provided for illustrative purposes.

This info service is offered exclusively by Solactive AG, Platz der Einheit 1, D-60327 Frankfurt am Main | E-Mail : [indexing@solactive.com](mailto:indexing@solactive.com)

"Solactive", "Solactive GBS", "German Index Engineering" and the logo  are registered trademarks of Solactive AG.

The information in this document does not constitute tax, legal or investment advice. The factsheet is proprietary to Solactive AG. Its content may not be modified, reproduced, redistributed or stored in a retrieval system in whole or in part without the prior written consent of Solactive AG.