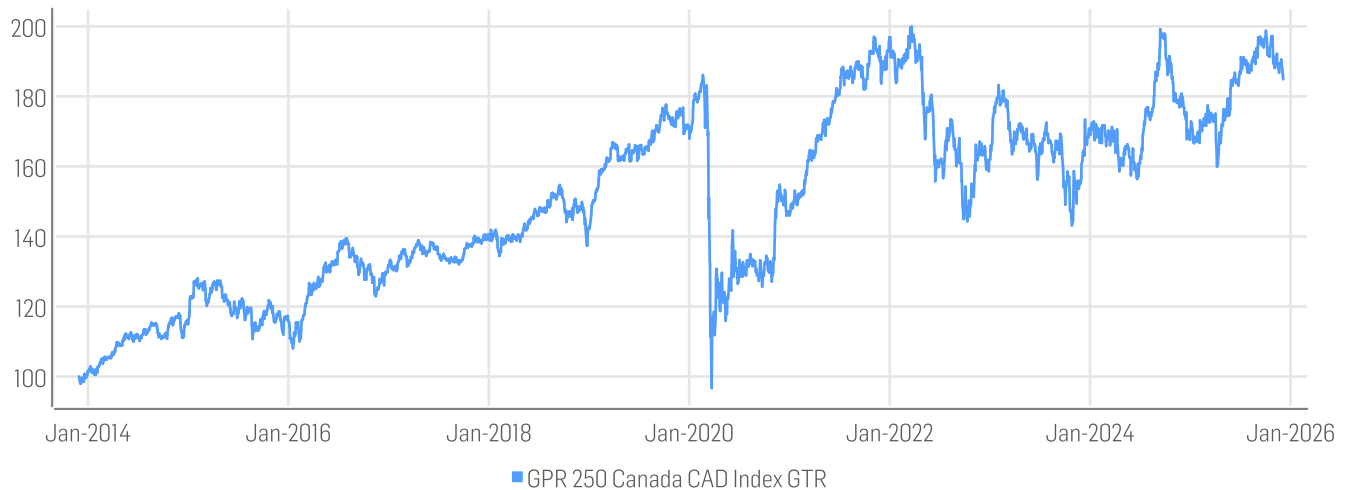


# FACTSHEET - AS OF 05-Dec-2025

## GPR 250 Canada CAD Index GTR

### HISTORICAL PERFORMANCE



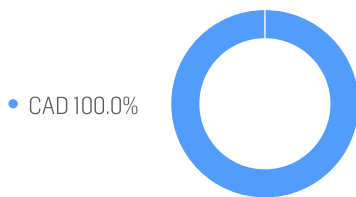
### CHARACTERISTICS

ISIN / WKN	GPR000007306 / 000730	Base Value / Base Date	100.0 Points / 29.11.2013
Bloomberg / Reuters	/.GPR250CADCAN	Last Price	184.88
Index Calculator	Solactive AG	Dividends	Reinvested
Index Type	Gross Total Return	Calculation	1:00am to 9:50pm (CET), every 15 seconds
Index Currency	CAD	History	Available daily back to 29.11.2013
Index Members	14		

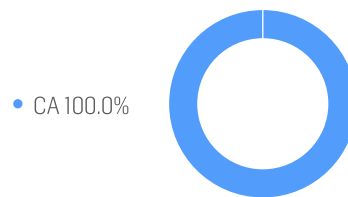
## STATISTICS

CAD	30D	90D	180D	360D	YTD	Since Inception
Performance	-2.89%	-6.08%	0.07%	5.70%	8.81%	84.88%
Performance (p.a.)						5.25%
Volatility (p.a.)	11.81%	10.97%	11.10%	14.67%	14.45%	16.91%
High	192.18	198.74	198.74	198.74	198.74	199.89
Low	184.88	184.88	183.05	159.94	159.94	96.69
Max. Drawdown	-3.80%	-6.97%	-6.97%	-9.84%	-9.84%	-48.05%
VaR 95 \ 99				-24.3% \ -42.9%		-23.0% \ -42.3%
CVaR 95 \ 99				-35.1% \ -53.2%		-39.4% \ -78.9%

## COMPOSITION BY CURRENCIES



## COMPOSITION BY COUNTRIES



## TOP COMPONENTS AS OF 05-Dec-2025

Company	Ticker	Country	Currency	Index Weight (%)
CHARTWELL RETIREMENT RESIDENCES	CSH-U CT Equity	CA	CAD	12.49%
CANADIAN APT PROPERTIES REIT UNIT	CAR-U CT Equity	CA	CAD	11.96%
RIOCAN REAL ESTATE INVESTMENT TRUST	REI-U CT Equity	CA	CAD	11.24%
GRANITE REAL ESTATE INVESTMENT TRUST	GRT-U CT Equity	CA	CAD	9.59%
CHOICE PROPERTIES REI	CHP-U CT Equity	CA	CAD	8.40%
FIRST CAPITAL REAL ESTATE INVESTMENT TRUST	FCR-U CT Equity	CA	CAD	8.24%
DREAM INDUSTRIAL REAL ESTATE	DIR-U CT Equity	CA	CAD	7.07%
SMARTCENTRES REAL ESTATE INVESTMENT TRUST	SRU-U CT Equity	CA	CAD	6.80%
H&R REAL ESTATE INVESTMENT TRUST	HR-U CT Equity	CA	CAD	5.37%
BOARDWALK REIT TRUST UNIT	BEI-U CT Equity	CA	CAD	5.28%

## DISCLAIMER

© Solactive AG, 2025. All rights reserved.

The information contained in this factsheet is impersonal, not tailored to the needs of any person, entity or group of persons and for informational purposes only. The information contained herein has been obtained from public sources believed to be reliable, but no representation or warranty, express or implied, is made that such information is accurate or complete and it should not be relied upon as such. The content is provided on an "as is" basis. Solactive AG accepts no responsibility or liability for any errors or for any loss from use of this factsheet or any of the information or data contained herein. In no event shall Solactive AG be liable to any party for any direct, indirect, incidental, exemplary, compensatory, punitive, special or consequential damages, costs, expenses, legal fees, or losses (including, without limitation, lost income or lost profits and opportunity costs) in connection with any use of the factsheets and its content even if advised of the possibility of such damages.

It is not possible to invest directly in an index. Exposure to assets represented by an index is available through investable financial instruments that seek to provide an investment return based on the performance of an index. A decision to invest in any such financial instrument should not be made in reliance on any of the statements set forth in this document. Prospective investors are advised to make an investment in any such financial instrument only after carefully considering the risks associated with investing in such financial instruments, as detailed in an offering memorandum or similar document that is prepared by or on behalf of the issuer of the financial instrument or vehicle.

The financial instruments are not sponsored, promoted, sold or supported in any other manner by Solactive AG nor does Solactive AG offer any express or implicit guarantee or assurance either with regard to the results of using the Index and/or Index trade mark or the Index level at any time or in any other respect. Solactive AG makes no assurance that financial instruments based on the index will accurately track index performance or provide positive investment returns. Solactive AG is not an investment adviser and nothing in this factsheet constitutes a recommendation by Solactive AG to invest capital in financial instruments nor does it in any way represent an assurance or opinion of Solactive AG with regard to any investment in a financial instrument. Inclusion of a security within an index is not a recommendation by Solactive AG to buy, sell, or hold such security, nor is it considered to be investment advice.

Past performance should not be considered as indication or guarantee of any future results. Charts and graphs are provided for illustrative purposes.

This info service is offered exclusively by Solactive AG, Platz der Einheit 1, D-60327 Frankfurt am Main | E-Mail: [indexing@solactive.com](mailto:indexing@solactive.com)

"Solactive", "Solactive GBS", "German Index Engineering" and the logo  are registered trademarks of Solactive AG.

The information in this document does not constitute tax, legal or investment advice. The factsheet is proprietary to Solactive AG. Its content may not be modified, reproduced, redistributed or stored in a retrieval system in whole or in part without the prior written consent of Solactive AG.