

FACTSHEET – April 03, 2020


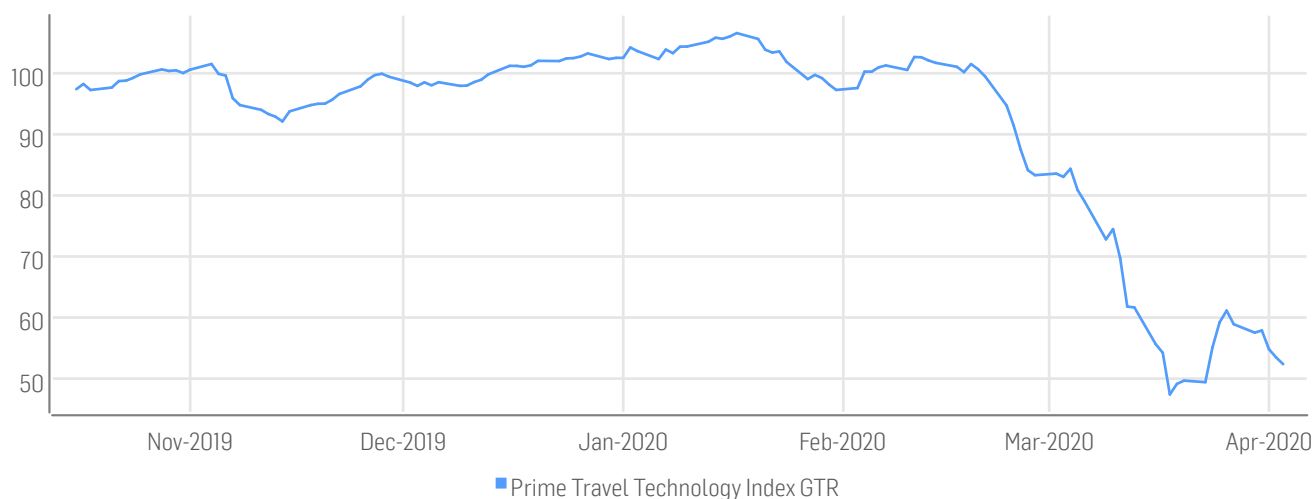
Prime Travel Technology Index GTR

DESCRIPTION

As the demand for global travel and tourism increases both in emerging economies and with younger generations globally, so too has the technology supporting this \$1.4 trillion industry. Technology advancements have made travelling easier, cheaper and faster, whether it's around the corner or around the world.

The Prime Travel Tech index tracks companies that make the world smaller. They provide technology, via the internet and internet-connected devices such as mobile phones, to facilitate travel bookings and reservations, ride sharing and hailing, trip planning, travel price comparison and travel advice. Travel Tech companies are a subset of the global travel and tourism industry. These firms operate both direct to consumers and as providers to businesses.

HISTORICAL PERFORMANCE



FACTSHEET – April 03, 2020

Prime Travel Technology Index GTR

CHARACTERISTICS

ISIN / WKN	DE000SLA9P49 / SLA9P4	Base Value / Base Date	100 Points / 20.09.2019
Bloomberg / Reuters	PTRAVEL Index / .PTRAVEL	Last Price	52.37
Index Calculator	Solactive AG	Dividends	Reinvested
Index Type	Total Return	Calculation	09:30 am to 16:50 pm (EST), every 15 seconds
Index Currency	USD	History	Available daily back to 20.09.2019
Index Members	27		

STATISTICS

	30D	90D	180D	360D	YTD	Since Inception
Performance	-37.9%	-49.5%	-	-	-48.9%	-46.2%
Performance (p.a.)	-	-	-	-	-	-73.6%
Volatility (p.a.)	92.1%	58.8%	-	-	57.3%	44.8%
High	84.36	106.58	-	-	106.58	106.58
Low	47.41	47.41	-	-	47.41	47.41
Sharpe Ratio	-1.09	-1.62	-	-	-1.63	-1.67
Max. Drawdown	-43.8%	-55.5%	-	-	-55.5%	-55.5%
VaR 95 \ 99				-77.4% \ -192.1%		-77.4% \ -192.1%
CVaR 95 \ 99				-148.0% \ -213.4%		-148.0% \ -213.4%

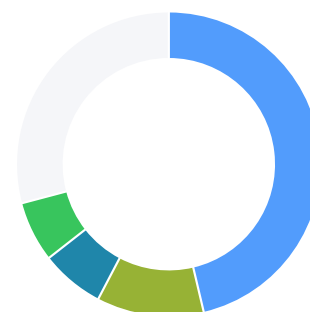
Composition by Currencies

- USD 54.2%
- HKD 11.5%
- JPY 11.4%
- GBP 6.8%
- Others 16.2%



Composition by Countries

- US 46.3%
- JP 11.4%
- GB 6.8%
- ES 6.4%
- Others 29.1%




FACTSHEET – April 03, 2020

Prime Travel Technology Index GTR

COMPONENTS AS OF 03-Apr-2020

Company	Ticker	Country	Currency	Index Weight (%)
UBER TECHNOLOGIES INC	UBER UN Equity	US	USD	11.96%
BOOKING HOLDINGS INC	BKNG UW Equity	US	USD	9.49%
TRIP.COM GROUP LTD	TCOM UW Equity	US	USD	7.47%
LYFT INC	LYFT UW Equity	US	USD	7.10%
AMADEUS IT GROUP SA CLASS A	AMS SQ Equity	ES	EUR	6.43%
TONGCHENG-ELONG HOLDINGS LTD	780 HK Equity	KY	HKD	6.15%
TRAVELSKY TECHNOLOGY LTD-H	696 HK Equity	CN	HKD	5.31%
EXPEDIA GROUP INC	EXPE UW Equity	US	USD	4.84%
TRAINLINE PLC	TRN LN Equity	GB	GBP	4.38%
TEMAIRAZU INC	2477 JT Equity	JP	JPY	4.14%
TRIPADVISOR INC.	TRIP UW Equity	US	USD	4.01%
DESPEGAR.COM CORP	DESP UN Equity	VG	USD	3.62%
HANA TOUR SERVICE INC	039130 KP Equity	KR	KRW	3.57%
MAKEMYTRIP LTD	MMYT UW Equity	MU	USD	3.33%
WEBJET LTD	WEB AT Equity	AU	AUD	2.85%
OPEN DOOR INC	3926 JT Equity	JP	JPY	2.46%
LOTTE TOUR DEVELOPMENT CO LT	032350 KP Equity	KR	KRW	2.04%
ADVENTURE INC	6030 JT Equity	JP	JPY	1.94%
AIRTRIP CORP	6191 JT Equity	JP	JPY	1.75%
SABRE CORP	SABR UW Equity	US	USD	1.44%
CVC BRASIL OPERADORA E AGENCIA	CVCB3 BS Equity	BR	BRL	1.33%
ON THE BEACH GROUP PLC	OTB LN Equity	GB	GBP	1.10%
VELTRA CORP	7048 JT Equity	JP	JPY	1.08%
HOSTELWORLD GROUP PLC	HSW LN Equity	GB	GBP	0.93%
TRIVAGO NV - ADR	TRVG UW Equity	NL	USD	0.79%
ACCESSO TECHNOLOGY GROUP PLC	ACSO LN Equity	GB	GBP	0.35%
YATRA ONLINE INC.	YTRA UR Equity	KY	USD	0.16%





FACTSHEET – April 03, 2020

Prime Travel Technology Index GTR

For more information, please visit www.PrimelIndexes.com.

This index is owned by Level ETF Ventures LLC ("LEV"). All rights reserved. Prime Indexes and this index specifically are trademarks of LEV. Redistribution, reproduction and/or photocopying in whole or in part are prohibited without written permission. This document does not constitute an offer of services in jurisdictions where LEV or its respective affiliates do not have the necessary licenses. All information provided by LEV is impersonal and not tailored to the needs of any person, entity or group of persons. LEV receives compensation in connection with licensing its indexes to third parties. Past performance of an index is not a guarantee of future results.

LEV does not sponsor, endorse, sell, promote or manage any investment fund or other investment vehicle that is offered by third parties and that seeks to provide an investment return based on the performance of any index. These materials have been prepared solely for informational purposes based upon information generally available to the public and from sources believed to be reliable.

THE CONTENT IS PROVIDED ON AN "AS IS" BASIS, LEV DISCLAIMS ANY AND ALL EXPRESS OR IMPLIED WARRANTIES, INCLUDING, BUT NOT LIMITED TO, ANY WARRANTIES OF MERCHANTABILITY OR FITNESS FOR A PARTICULAR PURPOSE OR USE, FREEDOM FROM BUGS, SOFTWARE ERRORS OR DEFECTS, THAT THE CONTENT'S FUNCTIONING WILL BE UNINTERRUPTED OR THAT THE CONTENT WILL OPERATE WITH ANY SOFTWARE OR HARDWARE CONFIGURATION.

Please visit www.PrimelIndexes.com for full disclaimers associated with the index and website.

www.PrimelIndexes.com

