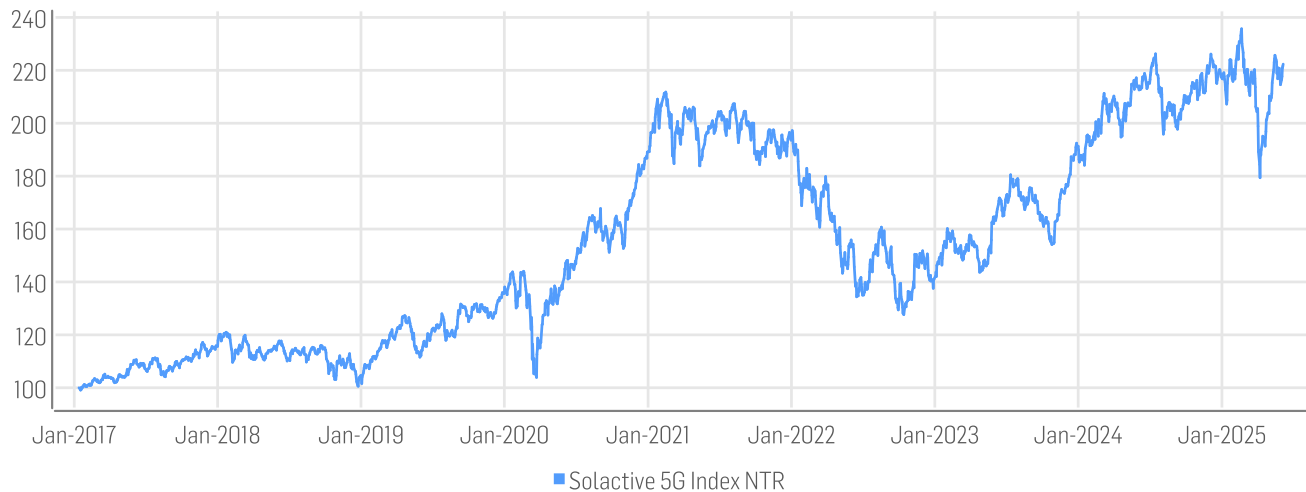


# FACTSHEET - AS OF 06-Jun-2025

## Solactive 5G Index NTR

### HISTORICAL PERFORMANCE



### CHARACTERISTICS

ISIN / WKN	DE000SLA9832 / SLA983	Base Value / Base Date	1000 Points / 13.01.2017
Bloomberg / Reuters	.SOL5GN	Last Price	222.35
Index Calculator	Solactive AG	Dividends	Reinvested
Index Type	Net Total Return	Calculation	09:00am to 10:30pm (CET), every 60 seconds
Index Currency	USD	History	Available daily back to 13.01.2017
Index Members	29		

## FACTSHEET - AS OF 06-Jun-2025

### Solactive 5G Index NTR

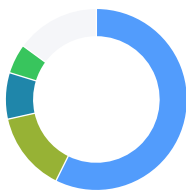
## STATISTICS

USD	30D	90D	180D	360D	YTD	Since Inception
Performance	6.00%	0.89%	-0.90%	4.23%	2.29%	122.35%
Performance (p.a.)						9.99%
Volatility (p.a.)	17.70%	27.27%	24.11%	20.42%	25.37%	19.88%
High	225.70	225.70	235.71	235.71	235.71	235.71
Low	209.76	179.39	179.39	179.39	179.39	99.10
Sharpe Ratio*	5.59	-0.02	-0.25	0.00	0.04	0.29
Max. Drawdown	-4.94%	-18.60%	-23.89%	-23.89%	-23.89%	-39.74%
VaR 95 \ 99				-36.8% \ -55.6%		-30.8% \ -52.2%
CVaR 95 \ 99				-50.7% \ -71.9%		-46.0% \ -75.9%

\* Up to 31 December 2021, ex-post Sharpe ratios use as input for the risk free rate term the London Inter-Bank Offered rates in the respective currencies of the index and at a term equal to the observation period. From 3 January 2022 onwards, Sharpe ratios will be / are calculated using as reference risk free rate input the overnight replacement rate for these currencies, namely SONIA (for GBP), SOFR (for USD) and EURIBOR Overnight (for EUR).

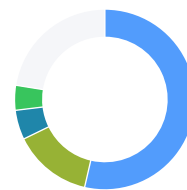
## COMPOSITION BY CURRENCIES

- USD 57.3%
- TWD 14.2%
- EUR 8.3%
- JPY 5.3%
- Others 14.9%



## COMPOSITION BY COUNTRIES

- US 53.6%
- TW 14.2%
- JP 5.3%
- SG 4.5%
- Others 22.5%



## TOP COMPONENTS AS OF 06-Jun-2025

Company	Ticker	Country	Currency	Index Weight (%)
NEC CORP ORD	6701 JT Equity	JP	JPY	5.29%
GOGO INC	GOGO UW Equity	US	USD	5.07%
AST SPACEMOBILE INC	ASTS UW Equity	US	USD	4.60%
SINGAPORE TELECOMMUNICATIONS LIMITED	ST SP Equity	SG	SGD	4.45%
ITEQ CORP	6213 TT Equity	TW	TWD	4.29%
CELLNEX TELECOM SA	CLNX SQ Equity	ES	EUR	4.26%
SUPER MICRO COMPUTER INC	SMCI UW Equity	US	USD	4.20%
INTERDIGITAL INC	IDCC UW Equity	US	USD	4.05%
TELUS CORPORATION	T CT Equity	CA	CAD	4.00%
NOKIA OYJ	NOKIA FH Equity	FI	EUR	3.99%
VERIZON COMMUNICATIONS INC	VZ UN Equity	US	USD	3.86%
T-MOBILE US INC	TMUS UW Equity	US	USD	3.85%
CHUNGHWA TELECOM CO LTD ORD	2412 TT Equity	TW	TWD	3.84%
AMDOCS LTD	DOX UW Equity	GG	USD	3.72%
LM ERICSSON TELEFON AB CLASS B	ERICB SS Equity	SE	SEK	3.47%

FACTSHEET - AS OF 06-Jun-2025  
Solactive 5G Index NTR

Company	Ticker	Country	Currency	Index Weight (%)
VIASAT INC	VSAT UW Equity	US	USD	3.43%
KEYSIGHT TECHNOLOGIES INC	KEYS UN Equity	US	USD	3.31%
AMPLITECH GROUP INC	AMPG UR Equity	US	USD	3.24%
QUALCOMM INC	QCOM UW Equity	US	USD	3.16%
MITAC HOLDINGS CORP	3706 TT Equity	TW	TWD	3.11%
MACOM TECHNOLOGY SOLUTIONS HOLDINGS INC	MTSI UW Equity	US	USD	3.10%
TURKCELL ILETISIM HIZMETLERI AS	TCELL TI Equity	TR	TRY	3.02%
COMPAL ELECTRONICS INC ORD	2324 TT Equity	TW	TWD	2.93%
SKYWORKS SOLUTIONS INC	SWKS UW Equity	US	USD	2.65%
ECHOSTAR CORP	SATS UW Equity	US	USD	2.50%
TERADYNE INC	TER UW Equity	US	USD	2.10%
MARVELL TECHNOLOGY INC	MRVL UW Equity	US	USD	1.97%
KULR TECHNOLOGY GROUP INC	KULR UA Equity	US	USD	1.61%
WOLFSPEED INC	WOLF UN Equity	US	USD	0.90%

## DISCLAIMER

© Solactive AG, 2025. All rights reserved.

The information contained in this factsheet is impersonal, not tailored to the needs of any person, entity or group of persons and for informational purposes only. The information contained herein has been obtained from public sources believed to be reliable, but no representation or warranty, express or implied, is made that such information is accurate or complete and it should not be relied upon as such. The content is provided on an "as is" basis. Solactive AG accepts no responsibility or liability for any errors or for any loss from use of this factsheet or any of the information or data contained herein. In no event shall Solactive AG be liable to any party for any direct, indirect, incidental, exemplary, compensatory, punitive, special or consequential damages, costs, expenses, legal fees, or losses (including, without limitation, lost income or lost profits and opportunity costs) in connection with any use of the factsheets and its content even if advised of the possibility of such damages.

It is not possible to invest directly in an index. Exposure to assets represented by an index is available through investable financial instruments that seek to provide an investment return based on the performance of an index. A decision to invest in any such financial instrument should not be made in reliance on any of the statements set forth in this document. Prospective investors are advised to make an investment in any such financial instrument only after carefully considering the risks associated with investing in such financial instruments, as detailed in an offering memorandum or similar document that is prepared by or on behalf of the issuer of the financial instrument or vehicle.

The financial instruments are not sponsored, promoted, sold or supported in any other manner by Solactive AG nor does Solactive AG offer any express or implicit guarantee or assurance either with regard to the results of using the Index and/or Index trade mark or the Index level at any time or in any other respect. Solactive AG makes no assurance that financial instruments based on the index will accurately track index performance or provide positive investment returns. Solactive AG is not an investment adviser and nothing in this factsheet constitutes a recommendation by Solactive AG to invest capital in financial instruments nor does it in any way represent an assurance or opinion of Solactive AG with regard to any investment in a financial instrument. Inclusion of a security within an index is not a recommendation by Solactive AG to buy, sell, or hold such security, nor is it considered to be investment advice.

Past performance should not be considered as indication or guarantee of any future results. Charts and graphs are provided for illustrative purposes.

This info service is offered exclusively by Solactive AG, Platz der Einheit 1, D-60327 Frankfurt am Main | E-Mail: [indexing@solactive.com](mailto:indexing@solactive.com)

"Solactive", "Solactive GBS", "German Index Engineering" and the logo  are registered trademarks of Solactive AG.

The information in this document does not constitute tax, legal or investment advice. The factsheet is proprietary to Solactive AG. Its content may not be modified, reproduced, redistributed or stored in a retrieval system in whole or in part without the prior written consent of Solactive AG.