

FACTSHEET - AS OF 09-May-2025

Solactive Asia Deep Value Select 50 TR USD Index

HISTORICAL PERFORMANCE



CHARACTERISTICS

ISIN / WKN	DE000SLA8PA4 / SLA8PA	Base Value / Base Date	100 Points / 05.01.2009
Bloomberg / Reuters	- / .SOLADVUT	Last Price	793.89
Index Calculator	Solactive AG	Dividends	Reinvested (Total Return Index)
Index Type	Total Return	Calculation	1:00 am to 10:50 pm (CET), every 15 seconds
Index Currency	USD	History	Available daily back to 05.01.2009
Index Members	50		

FACTSHEET - AS OF 09-May-2025

Solactive Asia Deep Value Select 50 TR USD Index

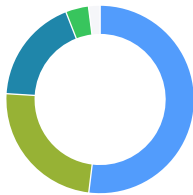
STATISTICS

USD	30D	90D	180D	360D	YTD	Since Inception
Performance	13.80%	3.02%	-0.54%	6.10%	1.45%	693.89%
Performance (p.a.)						13.52%
Volatility (p.a.)	16.67%	19.36%	15.36%	14.99%	16.97%	14.61%
High	793.89	793.89	793.89	845.62	793.89	845.62
Low	697.59	697.59	697.59	697.59	697.59	97.15
Sharpe Ratio*	22.70	0.44	-0.35	0.13	-0.01	0.63
Max. Drawdown	-0.29%	-11.47%	-12.61%	-17.50%	-11.47%	-28.86%
VaR 95 \ 99				-20.3% \ -38.7%		-22.8% \ -44.6%
CVaR 95 \ 99				-37.9% \ -96.3%		-35.6% \ -58.1%

* Up to 31 December 2021, ex-post Sharpe ratios use as input for the risk free rate term the London Inter-Bank Offered rates in the respective currencies of the index and at a term equal to the observation period. From 3 January 2022 onwards, Sharpe ratios will be / are calculated using as reference risk free rate input the overnight replacement rate for these currencies, namely SONIA (for GBP), SOFR (for USD) and EURIBOR Overnight (for EUR).

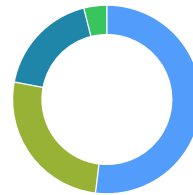
COMPOSITION BY CURRENCIES

- CNH 51.9%
- TWD 24.1%
- HKD 18.1%
- SGD 3.9%
- Others 2.0%



COMPOSITION BY COUNTRIES

- CN 51.9%
- TW 26.0%
- HK 18.1%
- SG 3.9%



TOP COMPONENTS AS OF 09-May-2025

Company	Ticker	Country	Currency	Index Weight (%)
SUN HUNG KAI PROPERTIES	16 HK Equity	HK	HKD	2.08%
BANK OF HANGZHOU CO LTD-A	600926 C1 Equity	CN	CNH	2.05%
TECHTRONIC INDUSTRIES CO LTD ORD	669 HK Equity	HK	HKD	2.05%
ZHEJIANG SUPOR CO LTD -A	002032 C2 Equity	CN	CNH	2.04%
PEGATRON CORP ORD	4938 TT Equity	TW	TWD	2.03%
RADIANT OPTO-ELECTRONICS	6176 TT Equity	TW	TWD	2.03%
LIVZON PHARMACEUTICAL GROU-A	000513 C2 Equity	CN	CNH	2.02%
SHANDONG HI-SPEED CO LTD -A	600350 C1 Equity	CN	CNH	2.02%
REALTEK SEMICONDUCTOR CORP	2379 TT Equity	TW	TWD	2.02%
GREE ELECTRIC APPLIANCES I-A	000651 C2 Equity	CN	CNH	2.02%
CHINA ZHESHANG BANK CO LTD-A	601916 C1 Equity	CN	CNH	2.02%
INNER MONGOLIA MENGDIAN HU-A	600863 C1 Equity	CN	CNH	2.02%
SHAANXI ENERGY INVESTMENT CO LTD	001286 C2 Equity	CN	CNH	2.02%
POU CHEN CORP ORD	9904 TT Equity	TW	TWD	2.02%
BANK OF NANJING CO LTD	601009 C1 Equity	CN	CNH	2.02%

FACTSHEET - AS OF 09-May-2025
Solactive Asia Deep Value Select 50 TR USD Index

Company	Ticker	Country	Currency	Index Weight (%)
HUA NAN FINANCIAL HOLDING CO ORD	2880 TT Equity	TW	TWD	2.01%
QINGDAO PORT INTERNATIONAL CO LTD	601298 C1 Equity	CN	CNH	2.01%
CATCHER TECHNOLOGY	2474 TT Equity	TW	TWD	2.01%
LINK REIT	823 HK Equity	HK	HKD	2.01%
PING AN BANK CO LTD	000001 C2 Equity	CN	CNH	2.01%
WPG HOLDINGS LTD ORD	3702 TT Equity	TW	TWD	2.00%
CLP HOLDINGS LTD	2 HK Equity	HK	HKD	2.00%
CHINA RESOURCES POWER HOLDINGS CO LTD	836 HK Equity	HK	HKD	2.00%
UNI-PRESIDENT ENTERPRISES CO	1216 TT Equity	TW	TWD	2.00%
TAISHIN FINANCIAL HOLDINGS CO ORD	2887 TT Equity	TW	TWD	2.00%
POSTAL SAVINGS BANK OF CHINA CO LTD	601658 C1 Equity	CN	CNH	2.00%
CTBC FINANCIAL HOLDING CO LTD	2891 TT Equity	TW	TWD	2.00%
POWER ASSETS HOLDINGS LTD	6 HK Equity	HK	HKD	1.99%
SINOTRANS LTD	601598 C1 Equity	CN	CNH	1.99%
CHINA SHENHUA ENERGY CO LTD	601088 C1 Equity	CN	CNH	1.99%
CHINA TRADITIONAL CHINESE MEDICINE HOLDINGS CO LTD	570 HK Equity	HK	HKD	1.99%
UNITED MICROELECTRONICS CORP ADR	UMC UN Equity	TW	USD	1.99%
GENTING SINGAPORE PLC	GENS SP Equity	SG	SGD	1.99%
JIANGZHONG PHARMACEUTICAL-A	600750 C1 Equity	CN	CNH	1.99%
DAQIN RAILWAY CO LTD	601006 C1 Equity	CN	CNH	1.99%
TAIWAN CEMENT CORP	1101 TT Equity	TW	TWD	1.98%
CHINA PETROLEUM & CHEMICAL CORP	600028 C1 Equity	CN	CNH	1.98%
YUNNAN BAIYAO GROUP CO LTD-A	000538 C2 Equity	CN	CNH	1.98%
MTR CORPORATION LTD	66 HK Equity	HK	HKD	1.98%
ANHUI CONCH CEMENT CO LTD	600585 C1 Equity	CN	CNH	1.98%
HENAN SHUANGHUI INVESTMENT-A	000895 C2 Equity	CN	CNH	1.98%
JIANGSU YANGHE BREWERY JOINT-S	002304 C2 Equity	CN	CNH	1.98%
GUANGDONG INVESTMENT	270 HK Equity	HK	HKD	1.98%
CHINA STATE CONSTRUCTION ENGIN	601668 C1 Equity	CN	CNH	1.98%
YANZHOU COAL MINING CO-A	600188 C1 Equity	CN	CNH	1.97%
LB GROUP CO LTD-A	002601 C2 Equity	CN	CNH	1.97%
SHANXI COKING COAL ENERGY GROUP CO LTD	000983 C2 Equity	CN	CNH	1.96%
NOVATEK MICROELECTRONICS CORP ORD	3034 TT Equity	TW	TWD	1.96%
HUAIBEI MINING HOLDINGS CO LTD	600985 C1 Equity	CN	CNH	1.95%
WILMAR INTERNATIONAL LTD	WIL SP Equity	SG	SGD	1.95%

FACTSHEET - AS OF 09-May-2025
Solactive Asia Deep Value Select 50 TR USD Index

DISCLAIMER

© Solactive AG, 2025. All rights reserved.


The information contained in this factsheet is impersonal, not tailored to the needs of any person, entity or group of persons and for informational purposes only. The information contained herein has been obtained from public sources believed to be reliable, but no representation or warranty, express or implied, is made that such information is accurate or complete and it should not be relied upon as such. The content is provided on an "as is" basis. Solactive AG accepts no responsibility or liability for any errors or for any loss from use of this factsheet or any of the information or data contained herein. In no event shall Solactive AG be liable to any party for any direct, indirect, incidental, exemplary, compensatory, punitive, special or consequential damages, costs, expenses, legal fees, or losses (including, without limitation, lost income or lost profits and opportunity costs) in connection with any use of the factsheets and its content even if advised of the possibility of such damages.

It is not possible to invest directly in an index. Exposure to assets represented by an index is available through investable financial instruments that seek to provide an investment return based on the performance of an index. A decision to invest in any such financial instrument should not be made in reliance on any of the statements set forth in this document. Prospective investors are advised to make an investment in any such financial instrument only after carefully considering the risks associated with investing in such financial instruments, as detailed in an offering memorandum or similar document that is prepared by or on behalf of the issuer of the financial instrument or vehicle.

The financial instruments are not sponsored, promoted, sold or supported in any other manner by Solactive AG nor does Solactive AG offer any express or implicit guarantee or assurance either with regard to the results of using the Index and/or Index trade mark or the Index level at any time or in any other respect. Solactive AG makes no assurance that financial instruments based on the index will accurately track index performance or provide positive investment returns. Solactive AG is not an investment adviser and nothing in this factsheet constitutes a recommendation by Solactive AG to invest capital in financial instruments nor does it in any way represent an assurance or opinion of Solactive AG with regard to any investment in a financial instrument. Inclusion of a security within an index is not a recommendation by Solactive AG to buy, sell, or hold such security, nor is it considered to be investment advice.

Past performance should not be considered as indication or guarantee of any future results. Charts and graphs are provided for illustrative purposes.

This info service is offered exclusively by Solactive AG, Platz der Einheit 1, D-60327 Frankfurt am Main | E-Mail: indexing@solactive.com

"Solactive", "Solactive GBS", "German Index Engineering" and the logo  are registered trademarks of Solactive AG.

The information in this document does not constitute tax, legal or investment advice. The factsheet is proprietary to Solactive AG. Its content may not be modified, reproduced, redistributed or stored in a retrieval system in whole or in part without the prior written consent of Solactive AG.