

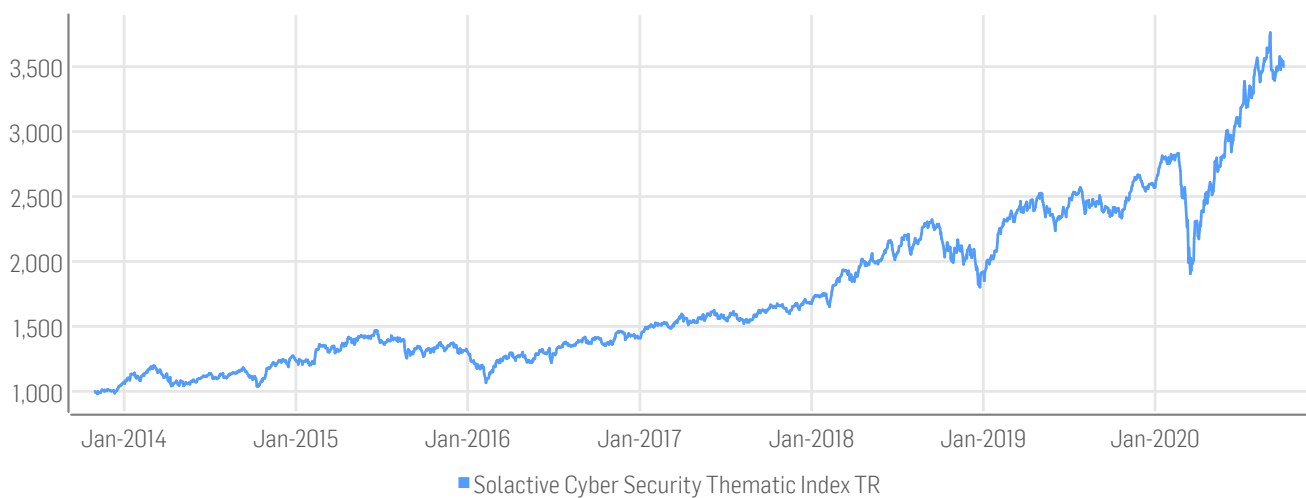
FACTSHEET - AS OF 30-Sep-2020

Solactive Cyber Security Thematic Index TR

DESCRIPTION

The Solactive Cyber Security Thematic Index provides exposure to companies that are engaged in the cyber and data security segment and offer colocation and data center services. The index is calculated as a price return, net total return, and total return index and denominated in US Dollar.

HISTORICAL PERFORMANCE



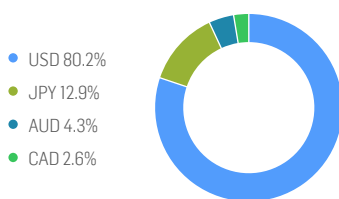
CHARACTERISTICS

ISIN / WKN	DE000SLA7YZ5 / SLA7YZ	Base Value / Base Date	1000 Points / 18.10.2013
Bloomberg / Reuters	/ .SOLCSECT	Last Price	3499.84
Index Calculator	Solactive AG	Dividends	Reinvested (Total Return Index)
Index Type	Total Return	Calculation	9:00 am to 10:30 pm (CET), every 15 seconds
Index Currency	USD	History	Available daily back to 18.10.2013
Index Members	29		

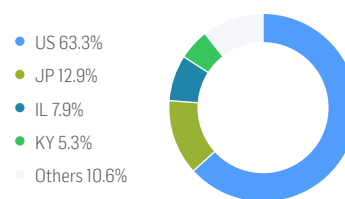
STATISTICS

	30D	90D	180D	360D	YTD	Since Inception
Performance	-3.67%	9.89%	61.06%	44.81%	36.13%	249.98%
Performance (p.a.)	-	-	-	-	-	19.86%
Volatility (p.a.)	28.55%	26.19%	27.96%	32.09%	36.03%	20.19%
High	3762.43	3762.43	3762.43	3762.43	3762.43	3762.43
Low	3393.34	3184.95	2173.06	1905.21	1905.21	980.28
Sharpe Ratio	-1.29	1.77	5.82	1.41	1.40	0.97
Max. Drawdown	-9.81%	-9.81%	-9.81%	-32.72%	-32.72%	-32.72%
VaR 95 \ 99				-46.2% \ -123.7%		-31.0% \ -60.1%
CVaR 95 \ 99				-88.0% \ -158.4%		-49.4% \ -84.8%

Composition by Currencies



Composition by Countries



COMPONENTS AS OF 30-Sep-2020

Ticker	Currency	Country	Company	Index Weight (%)
BAH UN Equity	USD	US	BOOZ ALLEN HAMILTON HOLDING CORP	5.21%
3962 JT Equity	JPY	JP	CHANGE INC	5.19%
CHKP UW Equity	USD	IL	CHECK POINT SOFTWARE TECH L ORD	5.01%
4704 JT Equity	JPY	JP	TREND MICRO INC	4.86%
NXT AT Equity	AUD	AU	NEXTDC LTD	4.30%
TENB UW Equity	USD	US	TENABLE HOLDINGS INC	4.10%
CACI UN Equity	USD	US	CACI INTERNATIONAL INC -CL A	4.08%
PANW UN Equity	USD	US	PALO ALTO NETWORKS INC	3.96%
QLYS UW Equity	USD	US	QUALYS INC	3.86%
VRNS UW Equity	USD	US	VARONIS SYSTEMS INC	3.75%
SAIL UN Equity	USD	US	SAILPOINT TECHNOLOGIES HOLDING	3.74%
RPD UQ Equity	USD	US	RAPID7 INC	3.69%
MIME UW Equity	USD	JE	MIMECAST LTD	3.69%
SWCH UN Equity	USD	US	SWITCH INC	3.68%
OKTA UW Equity	USD	US	OKTA INC	3.43%

FACTSHEET - AS OF 30-Sep-2020
Solactive Cyber Security Thematic Index TR

Ticker	Currency	Country	Company	Index Weight (%)
GDS UQ Equity	USD	KY	GDS HOLDINGS LTD	3.35%
PFPT UQ Equity	USD	US	PROOFPOINT INC	3.31%
EGOV UW Equity	USD	US	NIC INC	3.28%
CRWD UW Equity	USD	US	CROWDSTRIKE HOLDINGS INC	3.23%
2326 JT Equity	JPY	JP	DIGITAL ARTS INC	2.89%
CYBR UW Equity	USD	IL	CYBERARK SOFTWARE	2.89%
FEYE UW Equity	USD	US	FIREEYE	2.68%
BB CT Equity	CAD	CA	BLACKBERRY LTD	2.60%
ZS UW Equity	USD	US	ZSCALER INC	2.53%
FTNT UW Equity	USD	US	FORTINET INC	2.48%
PRSP UN Equity	USD	US	PERSPECTA INC	2.48%
PING UN Equity	USD	US	PING IDENTITY HOLDING CORP	2.13%
VNET UW Equity	USD	KY	21VIANET GROUP INC	1.98%
FSLY UN Equity	USD	US	FASTLY INC - CLASS A	1.65%

DISCLAIMER

© Solactive AG, 2020. All rights reserved.

The information contained in this factsheet is impersonal, not tailored to the needs of any person, entity or group of persons and for informational purposes only. The information contained herein has been obtained from public sources believed to be reliable, but no representation or warranty, express or implied, is made that such information is accurate or complete and it should not be relied upon as such. The content is provided on an "as is" basis. Solactive AG accepts no responsibility or liability for any errors or for any loss from use of this factsheet or any of the information or data contained herein. In no event shall Solactive AG be liable to any party for any direct, indirect, incidental, exemplary, compensatory, punitive, special or consequential damages, costs, expenses, legal fees, or losses (including, without limitation, lost income or lost profits and opportunity costs) in connection with any use of the factsheets and its content even if advised of the possibility of such damages.

It is not possible to invest directly in an index. Exposure to assets represented by an index is available through investable financial instruments that seek to provide an investment return based on the performance of an index. A decision to invest in any such financial instrument should not be made in reliance on any of the statements set forth in this document. Prospective investors are advised to make an investment in any such financial instrument only after carefully considering the risks associated with investing in such financial instruments, as detailed in an offering memorandum or similar document that is prepared by or on behalf of the issuer of the financial instrument or vehicle.

The financial instruments are not sponsored, promoted, sold or supported in any other manner by Solactive AG nor does Solactive AG offer any express or implicit guarantee or assurance either with regard to the results of using the Index and/or Index trade mark or the Index level at any time or in any other respect. Solactive AG makes no assurance that financial instruments based on the index will accurately track index performance or provide positive investment returns. Solactive AG is not an investment adviser and nothing in this factsheet constitutes a recommendation by Solactive AG to invest capital in financial instruments nor does it in any way represent an assurance or opinion of Solactive AG with regard to any investment in a financial instrument. Inclusion of a security within an index is not a recommendation by Solactive AG to buy, sell, or hold such security, nor is it considered to be investment advice.

Past performance should not be considered as indication or guarantee of any future results. Charts and graphs are provided for illustrative purposes.

This info service is offered exclusively by Solactive AG, Platz der Einheit 1, D-60327 Frankfurt am Main|E-Mail: indexing@solactive.com

"Solactive", "Solactive GBS", "German Index Engineering" and the logo  are registered trademarks of Solactive AG.

The information in this document does not constitute tax, legal or investment advice. The factsheet is proprietary to Solactive AG. Its content may not be modified, reproduced, redistributed or stored in a retrieval system in whole or in part without the prior written consent of Solactive AG.