

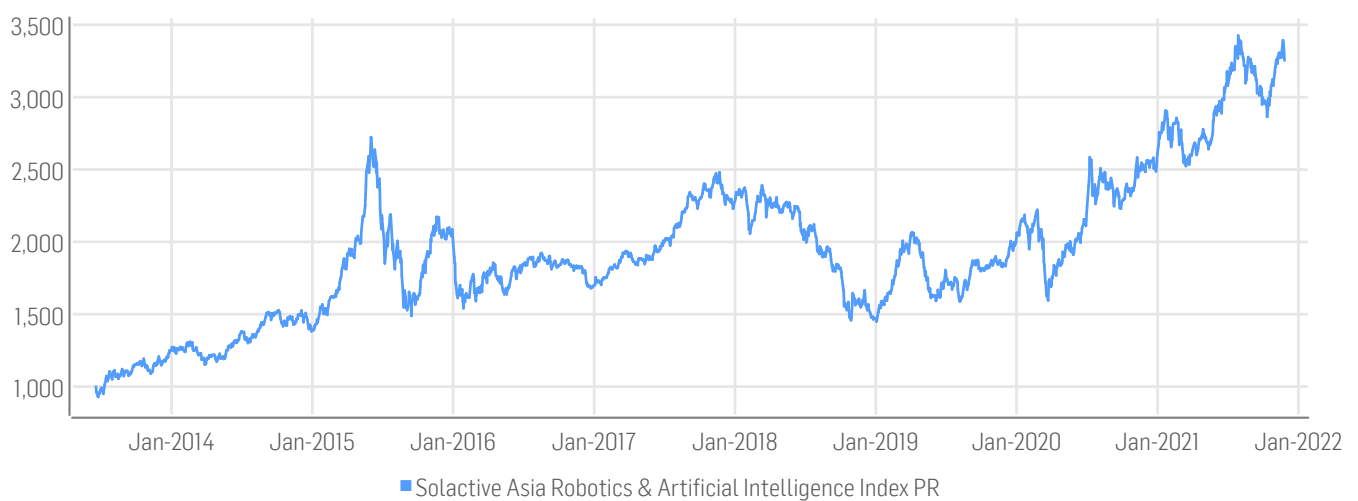
FACTSHEET - AS OF 26-Nov-2021

Solactive Asia Robotics & Artificial Intelligence Index PR

DESCRIPTION

The Solactive Asia Robotics & Artificial Intelligence Index intends to track the price movements of a portfolio of Asian stocks that could benefit from the long-term growth and innovation in robotics technologies and artificial intelligence. The Index is calculated as a Price Return, Net Total Return and Total Return index and denominated in US Dollar.

HISTORICAL PERFORMANCE



CHARACTERISTICS

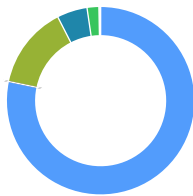
ISIN / WKN	DE000SLA60U6 / SLA60U	Base Value / Base Date	1000 Points / 19.06.2013
Bloomberg / Reuters	- / SOLKBOTP	Last Price	3253.46
Index Calculator	Solactive AG	Dividends	Not included (Price index)
Index Type	Price Return	Calculation	09:00am to 10:50pm (CET), every 15 seconds
Index Currency	USD	History	Available daily back to 19.06.2013
Index Members	44		

STATISTICS

	30D	90D	180D	360D	YTD	Since Inception
Performance	5.57%	-0.21%	12.24%	28.71%	24.82%	225.35%
Performance (p.a.)	-	-	-	-	-	15.01%
Volatility (p.a.)	19.26%	21.37%	23.09%	22.12%	22.44%	24.60%
High	3393.39	3393.39	3425.98	3425.98	3425.98	3425.98
Low	3079.40	2864.93	2864.93	2486.89	2523.93	928.78
Sharpe Ratio	4.85	-0.05	1.13	1.30	1.22	0.59
Max. Drawdown	-4.12%	-12.18%	-16.38%	-16.38%	-16.38%	-46.76%
VaR 95 \ 99				-38.3% \ -53.7%		-39.3% \ -78.2%
CVaR 95 \ 99				-47.6% \ -57.7%		-61.5% \ -93.3%

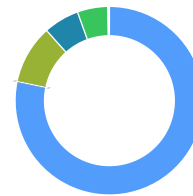
COMPOSITION BY CURRENCIES

- CNH 78.3%
- TWD 14.2%
- JPY 5.2%
- USD 2.0%
- Others 0.3%



COMPOSITION BY COUNTRIES

- CN 78.3%
- TW 10.1%
- KY 6.1%
- JP 5.2%
- Others 0.3%



TOP COMPONENTS AS OF 26-Nov-2021

Company	Ticker	Country	Currency	Index Weight (%)
WILL SEMICONDUCTOR LTD	603501 C1 Equity	CN	CNH	10.20%
UNIGROUP GUOXIN MICROELECT-A	002049 C2 Equity	CN	CNH	7.58%
IFLYTEK CO LTD - A	002230 C2 Equity	CN	CNH	7.22%
INGENIC SEMICONDUCTOR CO -A	300223 C2 Equity	CN	CNH	5.92%
REALTEK SEMICONDUCTOR CORP	2379 TT Equity	TW	TWD	4.42%
ZHEJIANG DAHUA TECHNOLOGY-A	002236 C2 Equity	CN	CNH	4.39%
ROHM CO LTD ORD	6963 JT Equity	JP	JPY	4.28%
HANS LASER TECHNOLOGY IN-A	002008 C2 Equity	CN	CNH	4.22%
PARADE TECHNOLOGIES LTD	4966 TT Equity	KY	TWD	4.09%
GOKE MICROELECTRONICS CO-A	300672 C2 Equity	CN	CNH	3.83%

DISCLAIMER

© Solactive AG, 2021. All rights reserved.

The information contained in this factsheet is impersonal, not tailored to the needs of any person, entity or group of persons and for informational purposes only. The information contained herein has been obtained from public sources believed to be reliable, but no representation or warranty, express or implied, is made that such information is accurate or complete and it should not be relied upon as such. The content is provided on an "as is" basis. Solactive AG accepts no responsibility or liability for any errors or for any loss from use of this factsheet or any of the information or data contained herein. In no event shall Solactive AG be liable to any party for any direct, indirect, incidental, exemplary, compensatory, punitive, special or consequential damages, costs, expenses, legal fees, or losses (including, without limitation, lost income or lost profits and opportunity costs) in connection with any use of the factsheets and its content even if advised of the possibility of such damages.

It is not possible to invest directly in an index. Exposure to assets represented by an index is available through investable financial instruments that seek to provide an investment return based on the performance of an index. A decision to invest in any such financial instrument should not be made in reliance on any of the statements set forth in this document. Prospective investors are advised to make an investment in any such financial instrument only after carefully considering the risks associated with investing in such financial instruments, as detailed in an offering memorandum or similar document that is prepared by or on behalf of the issuer of the financial instrument or vehicle.

The financial instruments are not sponsored, promoted, sold or supported in any other manner by Solactive AG nor does Solactive AG offer any express or implicit guarantee or assurance either with regard to the results of using the Index and/or Index trade mark or the Index level at any time or in any other respect. Solactive AG makes no assurance that financial instruments based on the index will accurately track index performance or provide positive investment returns. Solactive AG is not an investment adviser and nothing in this factsheet constitutes a recommendation by Solactive AG to invest capital in financial instruments nor does it in any way represent an assurance or opinion of Solactive AG with regard to any investment in a financial instrument. Inclusion of a security within an index is not a recommendation by Solactive AG to buy, sell, or hold such security, nor is it considered to be investment advice.

Past performance should not be considered as indication or guarantee of any future results. Charts and graphs are provided for illustrative purposes.

This info service is offered exclusively by Solactive AG, Platz der Einheit 1, D-60327 Frankfurt am Main|E-Mail: indexing@solactive.com

"Solactive", "Solactive GBS", "German Index Engineering" and the logo  are registered trademarks of Solactive AG.

The information in this document does not constitute tax, legal or investment advice. The factsheet is proprietary to Solactive AG. Its content may not be modified, reproduced, redistributed or stored in a retrieval system in whole or in part without the prior written consent of Solactive AG.