

FACTSHEET - Solactive GBS Belgium Large & Mid Cap Index PR

AS OF 16-May-2025



DESCRIPTION

The Solactive GBS Belgium Large & Mid Cap Index PR is part of the Solactive Global Benchmark Series which includes benchmark indices for developed and emerging market countries. The index intends to track the performance of the large and mid cap segment covering approximately the largest 85% of the free-float market capitalization in the Belgian market. It is calculated as a price return index in EUR and weighted by free-float market capitalization.

HISTORICAL PERFORMANCE



ANNUAL PERFORMANCE

Year	YTD	2024	2023	2022	2021	2020
Performance	9.53%	2.72%	1.69%	-12.73%	9.04%	-16.56%

CHARACTERISTICS

ISIN / WKN	DE000SLA4DB7 / SLA4DB	Base Value / Base Date	1025.1 Points / 08.05.2006
Bloomberg / Reuters	/ .SBELMCP	Last Price	769.77
Index Calculator	Solactive AG	Dividends	Not included
Index Type	Price Return	Calculation	8:00 am to 10:30 pm (CET), every 15 seconds
Index Currency	EUR	History	Available daily back to 08.05.2006
Index Members	16		

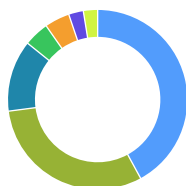
STATISTICS

EUR	30D	90D	180D	360D	YTD	Since Inception
Performance	6.54%	5.76%	8.61%	3.16%	9.53%	-24.91%
Performance (p.a.)						-1.49%
Volatility (p.a.)	10.57%	22.71%	17.91%	15.80%	19.80%	21.50%
High	769.77	774.49	774.49	774.49	774.49	1190.96
Low	721.28	667.01	667.01	667.01	667.01	259.95
Sharpe Ratio*	10.79	1.03	0.90	0.07	1.29	-0.17
Max. Drawdown	-2.20%	-13.88%	-13.88%	-13.88%	-13.88%	-78.17%
VaR 95 \ 99				-23.2% \ -61.8%		-33.4% \ -62.6%
CVaR 95 \ 99				-42.7% \ -72.1%		-53.8% \ -93.1%

* Up to 31 December 2021, ex-post Sharpe ratios use as input for the risk free rate term the London Inter-Bank Offered rates in the respective currencies of the index and at a term equal to the observation period. From 3 January 2022 onwards, Sharpe ratios will be / are calculated using as reference risk free rate input the overnight replacement rate for these currencies, namely SONIA (for GBP), SOFR (for USD) and EURIBOR Overnight (for EUR).


COMPOSITION BY SECTORS

- Consumer Non-Cyclicals 42.0%
- Finance 30.9%
- Healthcare 12.8%
- Industrials 4.5%
- Non-Energy Materials 4.5%
- Utilities 2.6%
- Consumer Cyclical 2.6%



COMPOSITION BY COUNTRIES

- Belgium 100.0%



TOP COMPONENTS AS OF 16-May-2025

Company	Ticker	Country	Currency	Index Weight (%)
ANHEUSER BUSCH INBEV SA NV	ABI BB Equity	BE	EUR	38.81%
KBC GROUPE SA	KBC BB Equity	BE	EUR	14.33%
UCB SA	UCB BB Equity	BE	EUR	12.84%
AGEAS SA NV	AGS BB Equity	BE	EUR	5.80%
GROUPE BRUXELLES LAMBERT SA	GBLB BB Equity	BE	EUR	4.03%
ACKERMANS & VAN HAAREN NV	ACKB BB Equity	BE	EUR	3.37%
SYENSQO SA	SYENS BB Equity	BE	EUR	3.05%
ELIA GROUP SA/NV	ELI BB Equity	BE	EUR	2.65%
SOFINA SA	SOF BB Equity	BE	EUR	2.60%
DIETEREN GROUP	DIE BB Equity	BE	EUR	2.56%

DISCLAIMER

© Solactive AG, 2025. All rights reserved.


The information contained in this factsheet is impersonal, not tailored to the needs of any person, entity or group of persons and for informational purposes only. The information contained herein has been obtained from public sources believed to be reliable, but no representation or warranty, express or implied, is made that such information is accurate or complete and it should not be relied upon as such. The content is provided on an "as is" basis. Solactive AG accepts no responsibility or liability for any errors or for any loss from use of this factsheet or any of the information or data contained herein. In no event shall Solactive AG be liable to any party for any direct, indirect, incidental, exemplary, compensatory, punitive, special or consequential damages, costs, expenses, legal fees, or losses (including, without limitation, lost income or lost profits and opportunity costs) in connection with any use of the factsheets and its content even if advised of the possibility of such damages.

It is not possible to invest directly in an index. Exposure to assets represented by an index is available through investable financial instruments that seek to provide an investment return based on the performance of an index. A decision to invest in any such financial instrument should not be made in reliance on any of the statements set forth in this document. Prospective investors are advised to make an investment in any such financial instrument only after carefully considering the risks associated with investing in such financial instruments, as detailed in an offering memorandum or similar document that is prepared by or on behalf of the issuer of the financial instrument or vehicle.

The financial instruments are not sponsored, promoted, sold or supported in any other manner by Solactive AG nor does Solactive AG offer any express or implicit guarantee or assurance either with regard to the results of using the Index and/or Index trade mark or the Index level at any time or in any other respect. Solactive AG makes no assurance that financial instruments based on the index will accurately track index performance or provide positive investment returns. Solactive AG is not an investment adviser and nothing in this factsheet constitutes a recommendation by Solactive AG to invest capital in financial instruments nor does it in any way represent an assurance or opinion of Solactive AG with regard to any investment in a financial instrument. Inclusion of a security within an index is not a recommendation by Solactive AG to buy, sell, or hold such security, nor is it considered to be investment advice.

Past performance should not be considered as indication or guarantee of any future results. Charts and graphs are provided for illustrative purposes.

This info service is offered exclusively by Solactive AG, Platz der Einheit 1, D-60327 Frankfurt am Main | E-Mail: indexing@solactive.com

"Solactive", "Solactive GBS", "German Index Engineering" and the logo  are registered trademarks of Solactive AG.

The information in this document does not constitute tax, legal or investment advice. The factsheet is proprietary to Solactive AG. Its content may not be modified, reproduced, redistributed or stored in a retrieval system in whole or in part without the prior written consent of Solactive AG.