

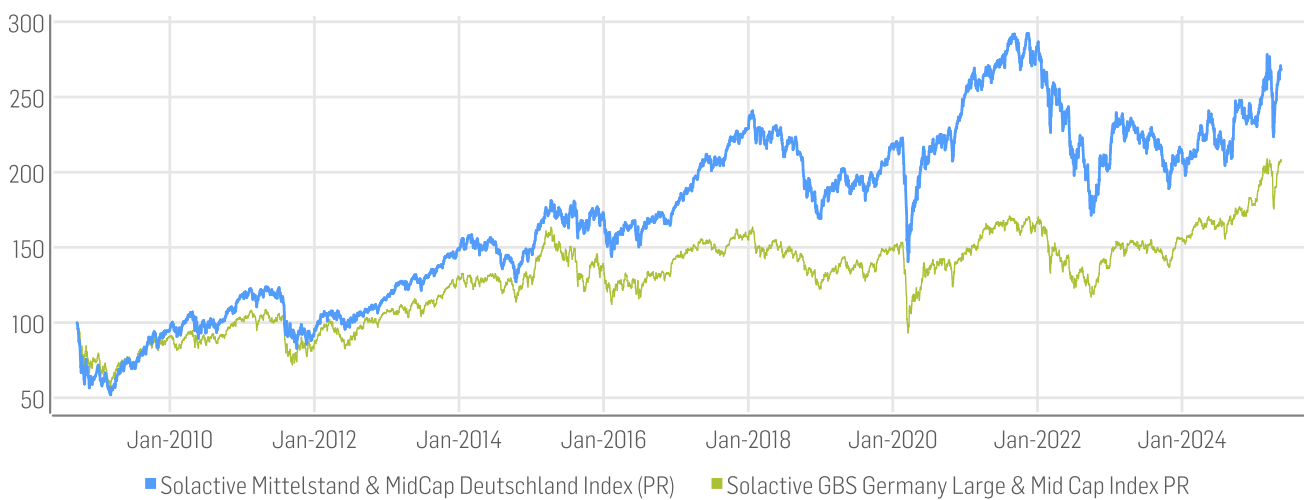
# FACTSHEET - AS OF 16-May-2025

## Solactive Mittelstand & MidCap Deutschland Index (PR)

### DESCRIPTION

The Index reflects the price performance of 70 medium and smaller capitalisation companies incorporated in Germany. Weights are based on free float market capitalisation and are increased if significant holdings in a company can be attributed to current mgmt or company founder. Germany. Weights are based on free float market capitalisation and are increased if significant holdings in a company can be attributed to current mgmt or company founder.

### HISTORICAL PERFORMANCE



### CHARACTERISTICS

ISIN / WKN	DE000SLA1MP4 / SLA1MP	Base Value / Base Date	100 Points / 19.09.2008
Bloomberg / Reuters	MTTLSTPR Index / .MTTLSTPR	Last Price	268.35
Index Calculator	Solactive AG	Dividends	Not included (Price index)
Index Type	Equity	Calculation	08:00am to 06:00pm (CET), every 15 seconds
Index Currency	EUR	History	Available daily back to 19.09.2008
Index Members	70		

FACTSHEET - AS OF 16-May-2025  
Solactive Mittelstand & MidCap Deutschland Index (PR)

**STATISTICS**

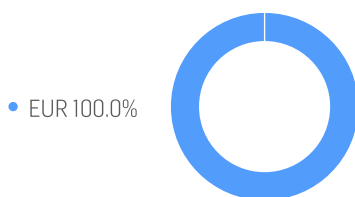
EUR	30D	90D	180D	360D	YTD	Since Inception
Performance	8.84%	4.68%	13.07%	14.70%	15.06%	168.35%
Performance (p.a.)						6.11%
Volatility (p.a.)	14.00%	31.49%	24.20%	21.61%	26.72%	21.36%
High	270.81	278.26	278.26	278.26	278.26	292.29
Low	245.86	223.56	223.56	204.45	223.56	51.97
Sharpe Ratio*	12.73	0.58	1.08	0.59	1.63	0.18
Max. Drawdown	-1.95%	-19.66%	-19.66%	-19.66%	-19.66%	-48.03%
VaR 95 \ 99				-36.4% \ -62.9%		-34.9% \ -62.6%
CVaR 95 \ 99				-50.4% \ -76.8%		-52.5% \ -84.7%

\* Up to 31 December 2021, ex-post Sharpe ratios use as input for the risk free rate term the London Inter-Bank Offered rates in the respective currencies of the index and at a term equal to the observation period. From 3 January 2022 onwards, Sharpe ratios will be / are calculated using as reference risk free rate input the overnight replacement rate for these currencies, namely SONIA (for GBP), SOFR (for USD) and EURIBOR Overnight (for EUR).

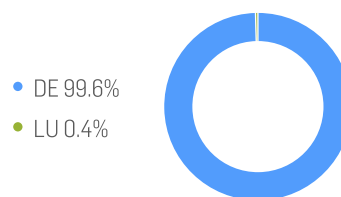
**STATISTICS - GBS - Solactive GBS Germany Large & Mid Cap Index PR**

EUR	30D	90D	180D	360D	YTD	Since Inception
Performance	9.46%	3.50%	20.56%	24.02%	16.81%	108.28%
Performance (p.a.)						4.50%
Volatility (p.a.)	13.07%	26.45%	20.27%	17.22%	22.62%	21.07%
High	1343.76	1347.29	1347.29	1347.29	1347.29	1347.29
Low	1222.93	1133.29	1101.95	1004.55	1133.29	370.90
Sharpe Ratio*	15.18	0.48	2.17	1.29	2.19	0.11
Max. Drawdown	-0.91%	-15.88%	-15.88%	-15.88%	-15.88%	-43.04%
VaR 95 \ 99				-25.1% \ -56.6%		-33.1% \ -61.0%
CVaR 95 \ 99				-43.2% \ -72.3%		-51.7% \ -84.1%

**COMPOSITION BY CURRENCIES**



**COMPOSITION BY COUNTRIES**



### TOP COMPONENTS AS OF 16-May-2025

Company	Ticker	Country	Currency	Index Weight (%)
GEA GROUP AKTIENGESELLSCHAFT	G1A GY Equity	DE	EUR	4.91%
SCOUT24 SE	G24 GY Equity	DE	EUR	4.55%
KNORR-BREMSE AG	KBX GY Equity	DE	EUR	4.52%
CTS EVENTIM AG & CO KGAA	EVD GY Equity	DE	EUR	4.49%
CONTINENTAL AG	CON GY Equity	DE	EUR	4.46%
NEMETSCHEK SE	NEM GY Equity	DE	EUR	4.07%
ZALANDO SE	ZAL GY Equity	DE	EUR	4.02%
DEUTSCHE LUFTHANSA AG	LHA GY Equity	DE	EUR	3.67%
PORSCHE AUTOMOBIL HOLDING SE	PAH3 GY Equity	DE	EUR	3.21%
SARTORIUS AG PEF	SRT3 GY Equity	DE	EUR	3.15%
DELIVERY HERO SE	DERH GY Equity	DE	EUR	2.82%
THYSSENKRUPP AG	TKA GY Equity	DE	EUR	2.53%
HENSOLDT AG	HAG GY Equity	DE	EUR	2.43%
RATIONAL AG	RAA GY Equity	DE	EUR	2.21%
FREENET AG	FNTN GY Equity	DE	EUR	2.20%
EVONIK INDUSTRIES AG	EVK GY Equity	DE	EUR	2.15%
BECHTLE AG	BC8 GY Equity	DE	EUR	2.12%
CARL ZEISS MEDITEC AG	AFX GY Equity	DE	EUR	1.78%
TUI AG	TUII GY Equity	DE	EUR	1.68%
KION GROUP AG	KGX GY Equity	DE	EUR	1.60%
PUMA SE	PUM GY Equity	DE	EUR	1.58%
AUTO1 GROUP SE	AG1 GY Equity	DE	EUR	1.55%
HOCHTIEF AG	HOT GY Equity	DE	EUR	1.48%
K+S AG	SDF GY Equity	DE	EUR	1.44%
FUCHS PETROLUB SE	FPE3 GY Equity	DE	EUR	1.44%
BILFINGER SE	GBF GY Equity	DE	EUR	1.40%
UNITED INTERNET AG	UTDI GY Equity	DE	EUR	1.32%
AURUBIS AG	NDA GY Equity	DE	EUR	1.29%
LANXESS AG	LXS GY Equity	DE	EUR	1.26%
RENK GROUP AG	R3NK GY Equity	DE	EUR	1.24%
FRAPORT AG	FRA GY Equity	DE	EUR	1.17%
KRONES AG	KRN GY Equity	DE	EUR	1.16%
NORDEX SE	NDXI GY Equity	DE	EUR	1.15%
HUGO BOSS AG	BOSS GY Equity	DE	EUR	1.07%
GERRESHEIMER AG	GXI GY Equity	DE	EUR	1.03%
STROEER SE & CO KGAA	SAX GY Equity	DE	EUR	0.94%
JUNGHEINRICH AG PEF	JUN3 GY Equity	DE	EUR	0.92%
TRATON SE	8TRA GY Equity	DE	EUR	0.86%
HELLOFRESH SE	HFG GY Equity	DE	EUR	0.86%
WACKER CHEMIE AG	WCH GY Equity	DE	EUR	0.84%
SIXT SE	SIX2 GY Equity	DE	EUR	0.80%
TEAMVIEWER AG	TMV GY Equity	DE	EUR	0.79%

FACTSHEET - AS OF 16-May-2025  
Solactive Mittelstand & MidCap Deutschland Index (PR)

Company	Ticker	Country	Currency	Index Weight (%)
AIXTRON SE	AIXA GY Equity	DE	EUR	0.77%
ATOSS SOFTWARE AG	AOF GY Equity	DE	EUR	0.76%
DUERR AG	DUE GY Equity	DE	EUR	0.72%
FIELMANN AG	FIE GY Equity	DE	EUR	0.67%
ECKERT & ZIEGLER STRAHLEN UND MEDIZINTECHNIK AG	EUZ GY Equity	DE	EUR	0.60%
HAPAG-LLOYD AG	HLAG GY Equity	DE	EUR	0.59%
EVOTEC SE	EVT GY Equity	DE	EUR	0.59%
JENOPTIK AG	JEN GY Equity	DE	EUR	0.52%
SCHOTT PHARMA AG & CO KGAA	ISXP GY Equity	DE	EUR	0.51%
DEUTZ AG	DEZ GY Equity	DE	EUR	0.50%
PROSIEBENSATI MEDIA SE	PSM GY Equity	DE	EUR	0.49%
CANCOM SE	COK GY Equity	DE	EUR	0.45%
HORNBACH HOLDING AG & CO KGAA	HBH GY Equity	DE	EUR	0.43%
SAF-HOLLAND SA	SFQ GY Equity	LU	EUR	0.42%

## DISCLAIMER

© Solactive AG, 2025. All rights reserved.


The information contained in this factsheet is impersonal, not tailored to the needs of any person, entity or group of persons and for informational purposes only. The information contained herein has been obtained from public sources believed to be reliable, but no representation or warranty, express or implied, is made that such information is accurate or complete and it should not be relied upon as such. The content is provided on an "as is" basis. Solactive AG accepts no responsibility or liability for any errors or for any loss from use of this factsheet or any of the information or data contained herein. In no event shall Solactive AG be liable to any party for any direct, indirect, incidental, exemplary, compensatory, punitive, special or consequential damages, costs, expenses, legal fees, or losses (including, without limitation, lost income or lost profits and opportunity costs) in connection with any use of the factsheets and its content even if advised of the possibility of such damages.

It is not possible to invest directly in an index. Exposure to assets represented by an index is available through investable financial instruments that seek to provide an investment return based on the performance of an index. A decision to invest in any such financial instrument should not be made in reliance on any of the statements set forth in this document. Prospective investors are advised to make an investment in any such financial instrument only after carefully considering the risks associated with investing in such financial instruments, as detailed in an offering memorandum or similar document that is prepared by or on behalf of the issuer of the financial instrument or vehicle.

The financial instruments are not sponsored, promoted, sold or supported in any other manner by Solactive AG nor does Solactive AG offer any express or implicit guarantee or assurance either with regard to the results of using the Index and/or Index trade mark or the Index level at any time or in any other respect. Solactive AG makes no assurance that financial instruments based on the index will accurately track index performance or provide positive investment returns. Solactive AG is not an investment adviser and nothing in this factsheet constitutes a recommendation by Solactive AG to invest capital in financial instruments nor does it in any way represent an assurance or opinion of Solactive AG with regard to any investment in a financial instrument. Inclusion of a security within an index is not a recommendation by Solactive AG to buy, sell, or hold such security, nor is it considered to be investment advice.

Past performance should not be considered as indication or guarantee of any future results. Charts and graphs are provided for illustrative purposes.

This info service is offered exclusively by Solactive AG, Platz der Einheit 1, D-60327 Frankfurt am Main|E-Mail: [indexing@solactive.com](mailto:indexing@solactive.com)

"Solactive", "Solactive GBS", "German Index Engineering" and the logo  are registered trademarks of Solactive AG.

The information in this document does not constitute tax, legal or investment advice. The factsheet is proprietary to Solactive AG. Its content may not be modified, reproduced, redistributed or stored in a retrieval system in whole or in part without the prior written consent of Solactive AG.