

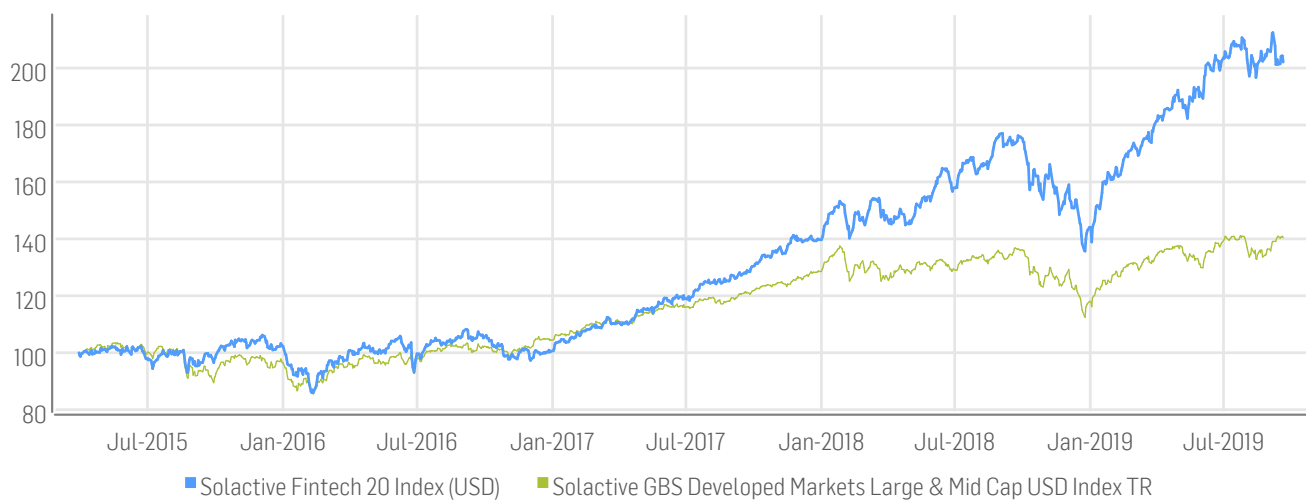
FACTSHEET - AS OF 20-Sep-2019

Solactive Fintech 20 Index (USD)

DESCRIPTION

The Solactive FinTech 20 Index (USD) tracks the price movements in shares of the 20 largest companies, which have a business focus on the technology innovation in financial services. The Index is calculated as a total return index in USD and weighted equally. The Solactive FinTech 20 Index (USD) is adjusted twice a year in March and September.

HISTORICAL PERFORMANCE*



CHARACTERISTICS

ISIN / WKN	DE000SLA0F65 / SLA0F6	Base Value / Base Date	100 Points / 27.03.2014
Bloomberg / Reuters	SOLFTECU Index / .SOLFTECU	Last Price	203.72
Index Calculator	Solactive AG	Dividends	Included (Total Return Index)
Index Type	Total Return	Calculation	08:00am to 10:30pm (CET), every 15 seconds
Index Currency	USD	History	Available daily back to 27.03.2014
Index Members	19		

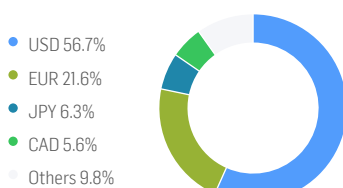
STATISTICS

	30D	90D	180D	360D	YTD	Since Inception
Performance	-1.9%	-0.4%	15.8%	14.6%	40.3%	102.1%
Performance (p.a.)	-	-	-	-	-	17.0%
Volatility (p.a.)	18.5%	16.8%	16.1%	19.2%	16.3%	15.0%
High	214.20	214.20	214.20	214.20	214.20	214.20
Low	202.87	198.27	175.20	136.78	140.00	86.59
Sharpe Ratio	-1.23	-0.23	2.03	0.67	3.55	0.99
Max. Drawdown	-5.3%	-6.6%	-6.6%	-23.0%	-6.6%	-23.4%
VaR 95 \ 99				-36.1% \ -50.5%		-25.9% \ -46.4%
CVaR 95 \ 99				-48.1% \ -59.1%		-38.7% \ -59.6%

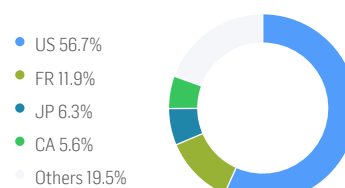
STATISTICS - GBS - Solactive GBS Developed Markets Large & Mid Cap USD Index TR

USD	30D	90D	180D	360D	YTD	Since Inception
Performance	3.2%	1.5%	6.5%	2.9%	19.0%	53.3%
Performance (p.a.)	-	-	-	-	-	8.1%
Volatility (p.a.)	9.6%	11.4%	10.5%	12.7%	10.7%	11.0%
High	1234.66	1236.26	1236.26	1236.26	1236.26	1236.26
Low	1170.50	1163.56	1137.70	984.98	1017.59	749.31
Sharpe Ratio	4.56	0.34	1.09	0.07	2.36	0.55
Max. Drawdown	-1.9%	-5.9%	-5.9%	-17.6%	-5.9%	-18.2%
VaR 95 \ 99				-25.2% \ -36.3%		-18.1% \ -33.7%
CVaR 95 \ 99				-31.7% \ -38.6%		-27.9% \ -43.5%

Composition by Currencies



Composition by Countries



TOP COMPONENTS AS OF 20-Sep-2019

Company	Ticker	Country	Currency	Index Weight (%)
MARKETAXESS HOLDINGS INC	MKTX UW Equity	US	USD	6.74%
INGENICO GROUP SA	ING FP Equity	FR	EUR	6.56%
NOMURA RESEARCH INSTITUTE LTD ORD	4307 JT Equity	JP	JPY	6.31%
FAIR ISAAC CORP	FICO UN Equity	US	USD	5.71%
FIDELITY NATIONAL INFORMATION SERVICES INC	FIS UN Equity	US	USD	5.61%
THOMSON REUTERS CORP	TRI CT Equity	CA	CAD	5.59%
FISERV INC	FISV UW Equity	US	USD	5.51%
FACTSET RESEARCH SYSTEMS INC	FDS UN Equity	US	USD	5.49%
WORLDLINE SA	WLN FP Equity	FR	EUR	5.36%
TEMENOS AG	TEMN SE Equity	CH	CHF	5.35%
BLACK KNIGHT INC	BKI UN Equity	US	USD	5.34%
SEI INVESTMENTS	SEIC UW Equity	US	USD	5.31%
WIRECARD AG	WDI GY Equity	DE	EUR	5.26%
JACK HENRY & ASSOCIATES INC	JKHY UW Equity	US	USD	5.06%
LENDINGTREE INC	TREE UW Equity	US	USD	4.70%

DISCLAIMER

© Solactive AG, 2019. All rights reserved.

The information contained in this factsheet is impersonal, not tailored to the needs of any person, entity or group of persons and for informational purposes only. The information contained herein has been obtained from public sources believed to be reliable, but no representation or warranty, express or implied, is made that such information is accurate or complete and it should not be relied upon as such. The content is provided on an "as is" basis. Solactive AG accepts no responsibility or liability for any errors or for any loss from use of this factsheet or any of the information or data contained herein. In no event shall Solactive AG be liable to any party for any direct, indirect, incidental, exemplary, compensatory, punitive, special or consequential damages, costs, expenses, legal fees, or losses (including, without limitation, lost income or lost profits and opportunity costs) in connection with any use of the factsheets and its content even if advised of the possibility of such damages.

It is not possible to invest directly in an index. Exposure to assets represented by an index is available through investable financial instruments that seek to provide an investment return based on the performance of an index. A decision to invest in any such financial instrument should not be made in reliance on any of the statements set forth in this document. Prospective investors are advised to make an investment in any such financial instrument only after carefully considering the risks associated with investing in such financial instruments, as detailed in an offering memorandum or similar document that is prepared by or on behalf of the issuer of the financial instrument or vehicle.

The financial instruments are not sponsored, promoted, sold or supported in any other manner by Solactive AG nor does Solactive AG offer any express or implicit guarantee or assurance either with regard to the results of using the Index and/or Index trade mark or the Index level at any time or in any other respect. Solactive AG makes no assurance that financial instruments based on the index will accurately track index performance or provide positive investment returns. Solactive AG is not an investment adviser and nothing in this factsheet constitutes a recommendation by Solactive AG to invest capital in financial instruments nor does it in any way represent an assurance or opinion of Solactive AG with regard to any investment in a financial instrument. Inclusion of a security within an index is not a recommendation by Solactive AG to buy, sell, or hold such security, nor is it considered to be investment advice.

Past performance should not be considered as indication or guarantee of any future results. Charts and graphs are provided for illustrative purposes.

This info service is offered exclusively by Solactive AG, Platz der Einheit 1, D-60327 Frankfurt am Main | E-Mail: indexing@solactive.com

"Solactive", "Solactive GBS", "German Index Engineering" and the logo  are registered trademarks of Solactive AG.

The information in this document does not constitute tax, legal or investment advice. The factsheet is proprietary to Solactive AG. Its content may not be modified, reproduced, redistributed or stored in a retrieval system in whole or in part without the prior written consent of Solactive AG.