

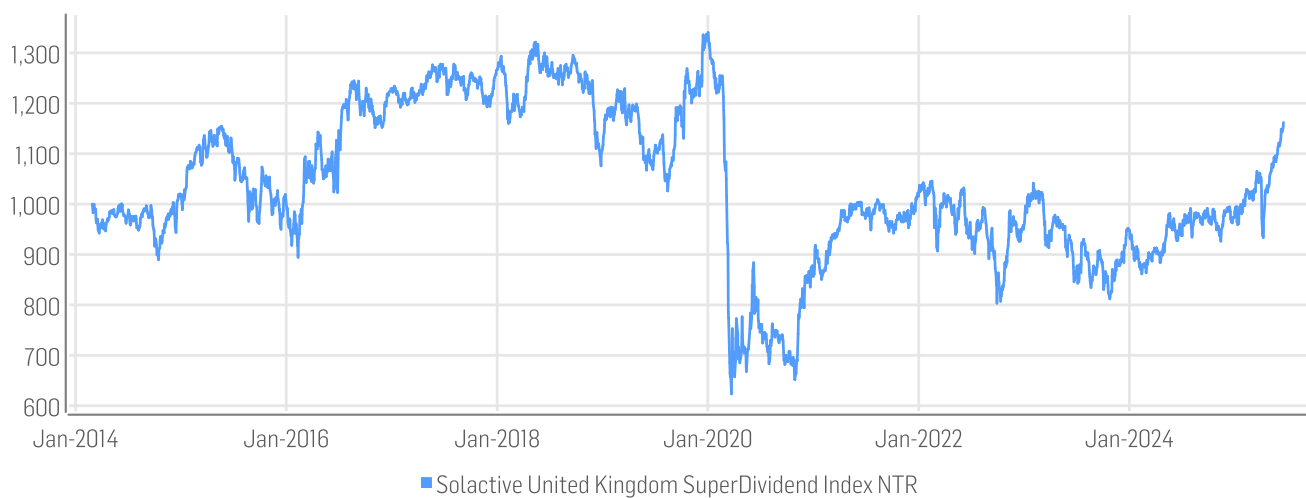
# FACTSHEET - AS OF 18-Jun-2025

## Solactive United Kingdom SuperDividend Index NTR

### DESCRIPTION

The Solactive United Kingdom SuperDividend Index seeks to provide exposure to securities from the British stock markets that exhibit high dividend yields while maintaining sufficient market capitalization and liquidity characteristics. The index will select and weight a fixed number of components based on their dividend yield, with a maximum weight cap of 5% per index component

### HISTORICAL PERFORMANCE



### CHARACTERISTICS

ISIN / WKN	SLONST	Base Value / Base Date	1000 Points / 28.02.2014
Bloomberg / Reuters	SUKSDIVN Index/ .SUKSDIVN	Last Price	1162.03
Index Calculator	Solactive AG	Dividends	Reinvested
Index Type	Net Total Return	Calculation	9:00 am to 10:50 pm (CET), every 15 seconds
Index Currency	GBP	History	Available daily back to 28.02.2014
Index Members	25		

# FACTSHEET - AS OF 18-Jun-2025

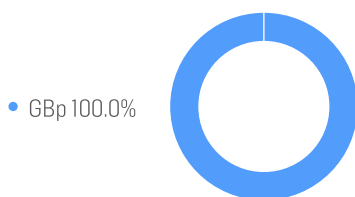
## Solactive United Kingdom SuperDividend Index NTR

### STATISTICS

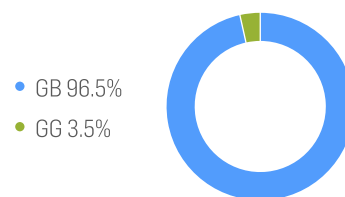
GBP	30D	90D	180D	360D	YTD	Since Inception
Performance	6.96%	10.02%	20.54%	22.66%	18.07%	16.20%
Performance (p.a.)						1.34%
Volatility (p.a.)	9.40%	21.48%	17.65%	15.67%	17.96%	19.80%
High	1162.03	1162.03	1162.03	1162.03	1162.03	1340.44
Low	1084.13	933.60	933.60	926.40	933.60	623.44
Sharpe Ratio*	13.06	2.01	2.37	1.20	2.17	-0.15
Max. Drawdown	-1.03%	-12.05%	-12.34%	-12.34%	-12.34%	-53.49%
VaR 95 \ 99				-21.5% \ -51.7%		-28.6% \ -53.1%
CVaR 95 \ 99				-39.5% \ -70.7%		-46.6% \ -85.4%

\* Up to 31 December 2021, ex-post Sharpe ratios use as input for the risk free rate term the London Inter-Bank Offered rates in the respective currencies of the index and at a term equal to the observation period. From 3 January 2022 onwards, Sharpe ratios will be / are calculated using as reference risk free rate input the overnight replacement rate for these currencies, namely SONIA (for GBP), SOFR (for USD) and EURIBOR Overnight (for EUR).

### COMPOSITION BY CURRENCIES



### COMPOSITION BY COUNTRIES



### TOP COMPONENTS AS OF 18-Jun-2025

Company	Ticker	Country	Currency	Index Weight (%)
ITHACA ENERGY PLC	ITH LN Equity	GB	GBp	6.03%
PHOENIX GROUP HOLDINGS	PHNX LN Equity	GB	GBp	5.79%
SERICA ENERGY PLC	SQZ LN Equity	GB	GBp	5.56%
ABRDN PLC	ABDN LN Equity	GB	GBp	4.93%
M&G PLC	MNG LN Equity	GB	GBp	4.90%
ASSURA PLC	AGR LN Equity	GB	GBp	4.76%
SUPERMARKET INCOME REIT PLC	SUPR LN Equity	GB	GBp	4.36%
PENNON GROUP PLC	PNN LN Equity	GB	GBp	4.27%
PARAGON BANKING GROUP PLC	PAG LN Equity	GB	GBp	4.23%
ASHMORE GROUP PLC	ASHM LN Equity	GB	GBp	4.22%
VODAFONE GROUP PLC	VOD LN Equity	GB	GBp	4.17%
OSB GROUP PLC	OSB LN Equity	GB	GBp	4.00%
BRITISH AMERICAN TOBACCO PLC	BATS LN Equity	GB	GBp	3.91%
LEGAL & GENERAL GROUP PLC ORD	LGEM LN Equity	GB	GBp	3.87%
VICTREX PLC	VCT LN Equity	GB	GBp	3.71%

FACTSHEET - AS OF 18-Jun-2025  
Solactive United Kingdom SuperDividend Index NTR

Company	Ticker	Country	Currency	Index Weight (%)
TAYLOR WIMPEY PLC	TW/ LN Equity	GB	GBp	3.65%
ENERGEAN PLC	ENOG LN Equity	GB	GBp	3.58%
AVIVA PLC	AV/ LN Equity	GB	GBp	3.51%
SIRIUS REAL ESTATE LTD	SRE LN Equity	GG	GBp	3.49%
HARBOUR ENERGY PLC	HBR LN Equity	GB	GBp	3.12%
LAND SECURITIES GROUP PLC	LAND LN Equity	GB	GBp	3.09%
ITV PLC	ITV LN Equity	GB	GBp	3.05%
RWS HOLDINGS PLC	RWS LN Equity	GB	GBp	2.84%
DOWLAIS GROUP PLC	DWL LN Equity	GB	GBp	2.52%
RIO TINTO PLC	RIO LN Equity	GB	GBp	2.43%

## DISCLAIMER

© Solactive AG, 2025. All rights reserved.


The information contained in this factsheet is impersonal, not tailored to the needs of any person, entity or group of persons and for informational purposes only. The information contained herein has been obtained from public sources believed to be reliable, but no representation or warranty, express or implied, is made that such information is accurate or complete and it should not be relied upon as such. The content is provided on an "as is" basis. Solactive AG accepts no responsibility or liability for any errors or for any loss from use of this factsheet or any of the information or data contained herein. In no event shall Solactive AG be liable to any party for any direct, indirect, incidental, exemplary, compensatory, punitive, special or consequential damages, costs, expenses, legal fees, or losses (including, without limitation, lost income or lost profits and opportunity costs) in connection with any use of the factsheets and its content even if advised of the possibility of such damages.

It is not possible to invest directly in an index. Exposure to assets represented by an index is available through investable financial instruments that seek to provide an investment return based on the performance of an index. A decision to invest in any such financial instrument should not be made in reliance on any of the statements set forth in this document. Prospective investors are advised to make an investment in any such financial instrument only after carefully considering the risks associated with investing in such financial instruments, as detailed in an offering memorandum or similar document that is prepared by or on behalf of the issuer of the financial instrument or vehicle.

The financial instruments are not sponsored, promoted, sold or supported in any other manner by Solactive AG nor does Solactive AG offer any express or implicit guarantee or assurance either with regard to the results of using the Index and/or Index trade mark or the Index level at any time or in any other respect. Solactive AG makes no assurance that financial instruments based on the index will accurately track index performance or provide positive investment returns. Solactive AG is not an investment adviser and nothing in this factsheet constitutes a recommendation by Solactive AG to invest capital in financial instruments nor does it in any way represent an assurance or opinion of Solactive AG with regard to any investment in a financial instrument. Inclusion of a security within an index is not a recommendation by Solactive AG to buy, sell, or hold such security, nor is it considered to be investment advice.

Past performance should not be considered as indication or guarantee of any future results. Charts and graphs are provided for illustrative purposes.

This info service is offered exclusively by Solactive AG, Platz der Einheit 1, D-60327 Frankfurt am Main | E-Mail: [indexing@solactive.com](mailto:indexing@solactive.com)

"Solactive", "Solactive GBS", "German Index Engineering" and the logo  are registered trademarks of Solactive AG.

The information in this document does not constitute tax, legal or investment advice. The factsheet is proprietary to Solactive AG. Its content may not be modified, reproduced, redistributed or stored in a retrieval system in whole or in part without the prior written consent of Solactive AG.