

Solactive Biodiversity Screened 150 CW Composite Decrement 50 Index

DESCRIPTION

Solactive Transatlantic Biodiversity Screened 150 CW Composite Decrement 50 Index aims to track the performance of the Solactive Transatlantic Biodiversity Screened 150 CW Index GTR adjusted for a synthetic dividend of 50 index points per annum

HISTORICAL PERFORMANCE



CHARACTERISTICS

ISIN / WKN	DE000SL0LRE7 / SL0LRE	Base Value / Base Date	463.37 Points / 01.03.2010
Bloomberg / Reuters	SOBDIVCD Index / .SOBDIVCD	Last Price	975.82
Index Calculator	Solactive AG	Dividends	50 AR Points
Index Type	Adjusted Return	Calculation	09:30am to 4:55 pm (EST), every 15 seconds
Index Currency	EUR	History	Available daily back to 01.03.2010
Index Members	149		

FACTSHEET - AS OF 18-Jun-2025

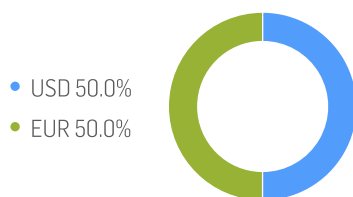
SolactiveBiodiversity Screened 150 CW Composite Decrement 50 Index

STATISTICS

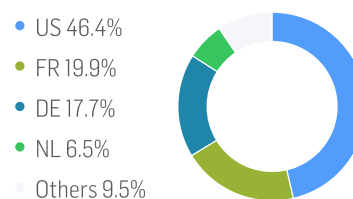
EUR	30D	90D	180D	360D	YTD	Since Inception
Performance	-4.62%	-1.18%	-1.68%	4.13%	-1.19%	110.59%
Performance (p.a.)						4.99%
Volatility (p.a.)	10.53%	17.95%	14.98%	13.24%	15.20%	15.94%
High	1023.78	1025.71	1053.01	1053.01	1053.01	1053.01
Low	975.82	887.36	887.36	886.50	887.36	393.14
Sharpe Ratio*	-4.34	-0.37	-0.35	0.17	-0.29	0.19
Max. Drawdown	-4.68%	-11.45%	-15.73%	-15.73%	-15.73%	-33.23%
VaR 95 \ 99				-19.6% \ -39.6%		-24.3% \ -45.4%
CVaR 95 \ 99				-34.7% \ -65.6%		-38.9% \ -65.7%

* Up to 31 December 2021, ex-post Sharpe ratios use as input for the risk free rate term the London Inter-Bank Offered rates in the respective currencies of the index and at a term equal to the observation period. From 3 January 2022 onwards, Sharpe ratios will be / are calculated using as reference risk free rate input the overnight replacement rate for these currencies, namely SONIA (for GBP), SOFR (for USD) and EURIBOR Overnight (for EUR).

COMPOSITION BY CURRENCIES



COMPOSITION BY COUNTRIES



TOP COMPONENTS AS OF 18-Jun-2025

Company	Ticker	Country	Currency	Index Weight (%)
ALLIANZ SE	ALV GY Equity	DE	EUR	4.05%
TESLA INC	TSLA UW Equity	US	USD	3.99%
SCHNEIDER ELECTRIC SE	SU FP Equity	FR	EUR	3.65%
AIR LIQUIDE SA	AI FP Equity	FR	EUR	3.16%
DEUTSCHE TELEKOM AG	DTE GY Equity	DE	EUR	3.04%
VISA INC-CLASS A SHARES	V UN Equity	US	USD	2.59%
L OREAL SA	OR FP Equity	FR	EUR	2.56%
MUNICH REINSURANCE COMPANY	MUV2 GY Equity	DE	EUR	2.30%
NETFLIX INC	NFLX UW Equity	US	USD	2.25%
AXA SA	CS FP Equity	FR	EUR	2.22%
ESSILORLUXOTTICA	EL FP Equity	FR	EUR	2.16%
MASTERCARD INC-CLASS A	MA UN Equity	US	USD	1.93%
VINCI SA	DG FP Equity	FR	EUR	1.84%
ANHEUSER BUSCH INBEV SA NV	ABI BB Equity	BE	EUR	1.83%
PROCTER & GAMBLE CO	PG UN Equity	US	USD	1.64%

FACTSHEET - AS OF 18-Jun-2025
SolactiveBiodiversity Screened 150 CW Composite Decrement 50 Index

Company	Ticker	Country	Currency	Index Weight (%)
DEUTSCHE BOERSE AG	DB1 GY Equity	DE	EUR	1.52%
FERRARI NV	RACE IM Equity	NL	EUR	1.51%
PALANTIR TECHNOLOGIES INC	PLTR UW Equity	US	USD	1.29%
DHL GROUP	DHL GY Equity	DE	EUR	1.21%
COCA-COLA CO/THE	KO UN Equity	US	USD	1.18%
INTERNATIONAL BUSINESS MACHINES CORP	IBM UN Equity	US	USD	1.16%
SALESFORCE INC	CRM UN Equity	US	USD	1.07%
MERCEDES-BENZ GROUP AG	MBG GY Equity	DE	EUR	1.05%
WOLTERS KLUWER NV	WKL NA Equity	NL	EUR	1.05%
LINDE PLC	LIN UW Equity	IE	USD	0.96%
INTUIT INC	INTU UW Equity	US	USD	0.91%
SERVICENOW INC	NOW UN Equity	US	USD	0.89%
AT&T	T UN Equity	US	USD	0.88%
ACCENTURE PLC-CL A	ACN UN Equity	IE	USD	0.85%
ASSICURAZIONI GENERALI SPA	G IM Equity	IT	EUR	0.84%
INTUITIVE SURGICAL INC	ISRG UW Equity	US	USD	0.80%
VERIZON COMMUNICATIONS INC	VZ UN Equity	US	USD	0.78%
UNIVERSAL MUSIC GROUP NV	UMG NA Equity	NL	EUR	0.77%
ORANGE SA	ORA FP Equity	FR	EUR	0.74%
AMERICAN EXPRESS CO	AXP UN Equity	US	USD	0.72%
CAPGEMINI SA	CAP FP Equity	FR	EUR	0.72%
ADOBE INC	ADBE UW Equity	US	USD	0.71%
HEIDELBERG MATERIALS AG	HEI GY Equity	DE	EUR	0.70%
S&P GLOBAL INC	SPGI UN Equity	US	USD	0.70%
PROGRESSIVE CORP	PGR UN Equity	US	USD	0.67%
HEINEKEN NV	HEIA NA Equity	NL	EUR	0.67%
SAMPO OYJ CLASS A	SAMPO FH Equity	FI	EUR	0.66%
BOSTON SCIENTIFIC CORP	BSX UN Equity	US	USD	0.66%
DASSAULT SYSTEMES SA	DSY FP Equity	FR	EUR	0.66%
BAYERISCHE MOTOREN WERKE AG	BMW GY Equity	DE	EUR	0.66%
VONOVIA SE	VNA GY Equity	DE	EUR	0.65%
CELLNEX TELECOM SA	CLNX SQ Equity	ES	EUR	0.59%
UNION PACIFIC CORP	UNP UN Equity	US	USD	0.59%
COMCAST CORP-CLASS A	CMCSA UW Equity	US	USD	0.57%
STRYKER CORP	SYK UN Equity	US	USD	0.57%
DEERE & CO	DE UN Equity	US	USD	0.57%
TELEFONICA SA	TEF SQ Equity	ES	EUR	0.56%
AUTOMATIC DATA PROCESSING	ADP UW Equity	US	USD	0.55%
DANAHER CORP	DHR UN Equity	US	USD	0.55%
FRESENIUS SE & CO KGAA	FRE GY Equity	DE	EUR	0.54%
PERNOD RICARD SA	RI FP Equity	FR	EUR	0.52%
CROWDSTRIKE HOLDINGS INC	CRWD UW Equity	US	USD	0.52%
STELLANTIS NV	STLAM IM Equity	NL	EUR	0.51%
ANALOG DEVICES INC	ADI UW Equity	US	USD	0.50%

FACTSHEET - AS OF 18-Jun-2025
SolactiveBiodiversity Screened 150 CW Composite Decrement 50 Index

Company	Ticker	Country	Currency	Index Weight (%)
HANNOVER RUCK SE	HNRI GY Equity	DE	EUR	0.50%
MEDTRONIC PLC	MDT UN Equity	IE	USD	0.49%
CREDIT AGRICOLE SA	ACA FP Equity	FR	EUR	0.48%
MARSH & MCLENNAN COS	MMC UN Equity	US	USD	0.47%
T-MOBILE US INC	TMUS UW Equity	US	USD	0.47%
CHUBB LTD	CB UN Equity	CH	USD	0.46%
INTERCONTINENTAL EXCHANGE INC	ICE UN Equity	US	USD	0.45%
AMERICAN TOWER CORP	AMT UN Equity	US	USD	0.45%
NN GROUP NV	NN NA Equity	NL	EUR	0.45%
KERRY GROUP PLC-A	KYGA ID Equity	IE	EUR	0.44%
MERCK KGAA	MRK GY Equity	DE	EUR	0.44%
CME GROUP INC	CME UW Equity	US	USD	0.43%
TRANE TECHNOLOGIES PLC	TT UN Equity	IE	USD	0.42%
ROYAL KPN NV	KPN NA Equity	NL	EUR	0.42%
SIEMENS HEALTHINEERS AG	SHL GY Equity	DE	EUR	0.42%
WASTE MANAGEMENT INC	WM UN Equity	US	USD	0.41%
ARISTA NETWORKS INC	ANET UN Equity	US	USD	0.41%
MICROSTRATEGY INC-CL A	MSTR UW Equity	US	USD	0.40%
KERING SA	KER FP Equity	FR	EUR	0.40%
MCKESSON CORP	MCK UN Equity	US	USD	0.40%
FISERV INC	FI UN Equity	US	USD	0.40%
TERNA SPA	TRN IM Equity	IT	EUR	0.39%
ELEVANCE HEALTH INC	ELV UN Equity	US	USD	0.38%
CADENCE DESIGN SYSTEMS INC	CDNS UW Equity	US	USD	0.36%
ARTHUR J GALLAGHER & CO	AJG UN Equity	US	USD	0.35%
HENKEL AG & CO KGAA PREF	HEN3 GY Equity	DE	EUR	0.34%
O REILLY AUTOMOTIVE INC	ORLY UW Equity	US	USD	0.33%
CINTAS CORP	CTAS UW Equity	US	USD	0.33%
EURONEXT NV	ENX FP Equity	NL	EUR	0.33%
BEIERSDORF AG	BEI GY Equity	DE	EUR	0.32%
UNITED PARCEL SERVICE-CL B	UPS UN Equity	US	USD	0.32%
SYNOPSYS INC	SNPS UW Equity	US	USD	0.32%
CHIPOTLE MEXICAN GRILL INC	CMG UN Equity	US	USD	0.31%
PAYPAL HOLDINGS INC.	PYPL UW Equity	US	USD	0.30%
SNOWFLAKE INC	SNOW UN Equity	US	USD	0.30%
UNIBAIL-RODAMCO-WESTFIELD	URW FP Equity	FR	EUR	0.30%
BE SEMICONDUCTOR INDUSTRIES NV	BESI NA Equity	NL	EUR	0.30%
HCA HEALTHCARE INC	HCA UN Equity	US	USD	0.29%
CSX CORP	CSX UW Equity	US	USD	0.28%
AUTODESK INC	ADSK UW Equity	US	USD	0.28%
FORTINET INC	FTNT UW Equity	US	USD	0.28%
AUTOZONE INC	AZO UN Equity	US	USD	0.27%
AIR PRODUCTS & CHEMICALS INC	APD UN Equity	US	USD	0.27%
CRH PLC	CRH UN Equity	IE	USD	0.27%

FACTSHEET - AS OF 18-Jun-2025
SolactiveBiodiversity Screened 150 CW Composite Decrement 50 Index

Company	Ticker	Country	Currency	Index Weight (%)
COINBASE GLOBAL INC -CLASS A	COIN UW Equity	US	USD	0.27%
POSTE ITALIANE SPA	PST IM Equity	IT	EUR	0.26%
AGEAS SA NV	AGS BB Equity	BE	EUR	0.26%
TRAVELERS COS INC/THE	TRV UN Equity	US	USD	0.26%
ROPER TECHNOLOGIES INC	ROP UW Equity	US	USD	0.26%
EIFFAGE SA	FGR FP Equity	FR	EUR	0.26%
DIGITAL REALTY TRUST INC	DLR UN Equity	US	USD	0.26%
AXON ENTERPRISE INC	AXON UW Equity	US	USD	0.25%
ASR NEDERLAND NV	ASRNL NA Equity	NL	EUR	0.25%
NORFOLK SOUTHERN CORP	NSC UN Equity	US	USD	0.25%
EXOR NV	EXO NA Equity	NL	EUR	0.24%
ALLSTATE CORP	ALL UN Equity	US	USD	0.23%
REALTY INCOME CORP	O UN Equity	US	USD	0.23%
CENCORA INC	COR UN Equity	US	USD	0.23%
AFLAC INC	AFL UN Equity	US	USD	0.22%
RENAULT SA	RNO FP Equity	FR	EUR	0.22%
WORKDAY INC	WDAY UW Equity	US	USD	0.22%
FEDEX CORP	FDX UN Equity	US	USD	0.22%
AMERICAN INTERNATIONAL GROUP INC	AIG UN Equity	US	USD	0.22%
REPUBLIC SERVICES INC	RSG UN Equity	US	USD	0.22%
SCHLUMBERGER NV	SLB UN Equity	CW	USD	0.21%
AMERIPRISE FINL	AMP UN Equity	US	USD	0.21%
BECTON DICKINSON AND CO	BDX UN Equity	US	USD	0.21%
FASTENAL CO	FAST UW Equity	US	USD	0.21%
METLIFE INC	MET UN Equity	US	USD	0.20%
UNITED RENTALS INC	URI UN Equity	US	USD	0.20%
FIDELITY NATIONAL INFORMATION SERVICES INC	FIS UN Equity	US	USD	0.19%
FAIR ISAAC CORP	FICO UN Equity	US	USD	0.19%
MONSTER BEVERAGE CORP	MNST UW Equity	US	USD	0.19%
VERISK ANALYTICS INC	VRSK UW Equity	US	USD	0.19%
CROWN CASTLE INC	CCI UN Equity	US	USD	0.19%
EDWARDS LIFESCIENCES CORP	EW UN Equity	US	USD	0.19%
MSCI INC	MSCI UN Equity	US	USD	0.18%
FORD MOTOR CO	F UN Equity	US	USD	0.18%
KEURIG DR PEPPER INC	KDP UW Equity	US	USD	0.18%
COPART INC	CPRT UW Equity	US	USD	0.18%
DATADOG INC	DDOG UW Equity	US	USD	0.18%
TAKE-TWO INTERACTIVE SOFTWARE INC	TTWO UW Equity	US	USD	0.17%
COGNIZANT TECHNOLOGY SOLUTIONS CORP	CTSH UW Equity	US	USD	0.17%
CARVANA CO	CVNA UN Equity	US	USD	0.17%
BAKER HUGHES CO	BKR UW Equity	US	USD	0.17%
PRUDENTIAL FINANCIAL INC	PRU UN Equity	US	USD	0.16%
RESMED INC	RMD UN Equity	US	USD	0.16%
ELECTRONIC ARTS INC	EA UW Equity	US	USD	0.16%
ROCKWELL AUTOMATION INC	ROK UN Equity	US	USD	0.16%
CHARTER COMMUNICATIONS INC	CHTR UW Equity	US	USD	0.16%

FACTSHEET - AS OF 18-Jun-2025
SolactiveBiodiversity Screened 150 CW Composite Decrement 50 Index

DISCLAIMER

© Solactive AG, 2025. All rights reserved.


The information contained in this factsheet is impersonal, not tailored to the needs of any person, entity or group of persons and for informational purposes only. The information contained herein has been obtained from public sources believed to be reliable, but no representation or warranty, express or implied, is made that such information is accurate or complete and it should not be relied upon as such. The content is provided on an "as is" basis. Solactive AG accepts no responsibility or liability for any errors or for any loss from use of this factsheet or any of the information or data contained herein. In no event shall Solactive AG be liable to any party for any direct, indirect, incidental, exemplary, compensatory, punitive, special or consequential damages, costs, expenses, legal fees, or losses (including, without limitation, lost income or lost profits and opportunity costs) in connection with any use of the factsheets and its content even if advised of the possibility of such damages.

It is not possible to invest directly in an index. Exposure to assets represented by an index is available through investable financial instruments that seek to provide an investment return based on the performance of an index. A decision to invest in any such financial instrument should not be made in reliance on any of the statements set forth in this document. Prospective investors are advised to make an investment in any such financial instrument only after carefully considering the risks associated with investing in such financial instruments, as detailed in an offering memorandum or similar document that is prepared by or on behalf of the issuer of the financial instrument or vehicle.

The financial instruments are not sponsored, promoted, sold or supported in any other manner by Solactive AG nor does Solactive AG offer any express or implicit guarantee or assurance either with regard to the results of using the Index and/or Index trade mark or the Index level at any time or in any other respect. Solactive AG makes no assurance that financial instruments based on the index will accurately track index performance or provide positive investment returns. Solactive AG is not an investment adviser and nothing in this factsheet constitutes a recommendation by Solactive AG to invest capital in financial instruments nor does it in any way represent an assurance or opinion of Solactive AG with regard to any investment in a financial instrument. Inclusion of a security within an index is not a recommendation by Solactive AG to buy, sell, or hold such security, nor is it considered to be investment advice.

Past performance should not be considered as indication or guarantee of any future results. Charts and graphs are provided for illustrative purposes.

This info service is offered exclusively by Solactive AG, Platz der Einheit 1, D-60327 Frankfurt am Main | E-Mail: indexing@solactive.com

"Solactive", "Solactive GBS", "German Index Engineering" and the logo  are registered trademarks of Solactive AG.

The information in this document does not constitute tax, legal or investment advice. The factsheet is proprietary to Solactive AG. Its content may not be modified, reproduced, redistributed or stored in a retrieval system in whole or in part without the prior written consent of Solactive AG.