

# FACTSHEET - AS OF 06-Jun-2025

## Solactive Active Life EUR VT 10% Index

### HISTORICAL PERFORMANCE



### CHARACTERISTICS

ISIN / WKN	SLOKV9	Base Value / Base Date	100 Points / 18.07.2017
Bloomberg / Reuters	SOLLIFEV Index / .SOLLIFEV	Last Price	121.27
Index Calculator	Solactive AG	Dividends	Reinvested
Index Type	Total Return	Calculation	
Index Currency	EUR	History	Available daily back to 18.07.2017
Index Members	71		

FACTSHEET - AS OF 06-Jun-2025  
Solactive Active Life EUR VT 10% Index

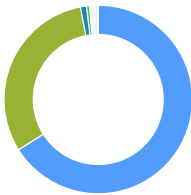
## STATISTICS

EUR	30D	90D	180D	360D	YTD	Since Inception
Performance	0.81%	-5.52%	-13.18%	-9.98%	-9.37%	21.27%
Performance (p.a.)						2.48%
Volatility (p.a.)	7.83%	12.45%	11.47%	10.68%	11.36%	9.90%
High	122.01	128.38	139.58	140.55	137.83	144.94
Low	120.02	118.05	118.05	118.05	118.05	97.36
Sharpe Ratio*	1.03	-1.83	-2.36	-1.15	-1.99	0.03
Max. Drawdown	-1.63%	-8.05%	-15.49%	-16.01%	-14.35%	-18.55%
VaR 95 \ 99				-16.4% \ -41.3%		-16.2% \ -28.3%
CVaR 95 \ 99				-28.8% \ -48.1%		-24.0% \ -39.3%

\* Up to 31 December 2021, ex-post Sharpe ratios use as input for the risk free rate term the London Inter-Bank Offered rates in the respective currencies of the index and at a term equal to the observation period. From 3 January 2022 onwards, Sharpe ratios will be / are calculated using as reference risk free rate input the overnight replacement rate for these currencies, namely SONIA (for GBP), SOFR (for USD) and EURIBOR Overnight (for EUR).

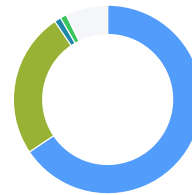
## COMPOSITION BY CURRENCIES

- EUR 66.0%
- USD 30.9%
- JPY 1.0%
- AUD 0.5%
- Others 1.5%



## COMPOSITION BY COUNTRIES

- DE 65.6%
- US 24.9%
- BM 1.1%
- GB 1.1%
- Others 7.3%



## TOP COMPONENTS AS OF 06-Jun-2025

Company	Ticker	Country	Currency	Index Weight (%)
EUR-CASH	EUR-CASH	DE	EUR	64.01%
PALANTIR TECHNOLOGIES INC	PLTR UW Equity	US	USD	0.76%
SLEEP NUMBER CORP	SNBR UW Equity	US	USD	0.72%
ROYAL CARIBBEAN CRUISES LTD	RCL UN Equity	LR	USD	0.66%
VIKING HOLDINGS LTD	VIK UN Equity	BM	USD	0.62%
OSCAR HEALTH INC	OSCR UN Equity	US	USD	0.61%
INSULET CORP	PODD UW Equity	US	USD	0.60%
AMERICAN HEALTHCARE REIT ORD	AHR UN Equity	US	USD	0.60%
DEXCOM INC	DXCM UW Equity	US	USD	0.60%
ENSIGN GROUP INC	ENSG UW Equity	US	USD	0.60%
CARNIVAL CORP	CCL UN Equity	PA	USD	0.59%
HCA HEALTHCARE INC	HCA UN Equity	US	USD	0.59%
CARNIVAL PLC SPONSORED ADR	CUK UN Equity	GB	USD	0.59%
WALT DISNEY CO/THE	DIS UN Equity	US	USD	0.58%
XPONENTIAL FITNESS INC-A	XPOF UN Equity	US	USD	0.57%

FACTSHEET - AS OF 06-Jun-2025  
Solactive Active Life EUR VT 10% Index

Company	Ticker	Country	Currency	Index Weight (%)
SCHWAB (CHARLES) CORP	SCHW UN Equity	US	USD	0.57%
PELOTON INTERACTIVE INC	PTON UW Equity	US	USD	0.57%
ONESPAWORLD HLDG	OSW UR Equity	BS	USD	0.57%
NATIONAL HEALTHCARE CORP	NHC UA Equity	US	USD	0.57%
AMPLIFON SPA	AMP IM Equity	IT	EUR	0.56%
BIONTECH SE	BNTX UW Equity	DE	USD	0.56%
SUZUKEN CO LTD ORD	9987 JT Equity	JP	JPY	0.56%
IMMUNOME INC	IMNM UR Equity	US	USD	0.55%
ALLIANZ SE	ALV GY Equity	DE	EUR	0.54%
ABBOTT LABORATORIES	ABT UN Equity	US	USD	0.54%
WELLTOWER INC	WELL UN Equity	US	USD	0.53%
CAMPING WORLD HOLDINGS INC	CWH UN Equity	US	USD	0.53%
TANDEM DIABETES CARE INC	TNDM UQ Equity	US	USD	0.52%
GENWORTH FINANCIAL INC	GNW UN Equity	US	USD	0.52%
APOGEE THERAPEUTICS ORD	APGE UQ Equity	US	USD	0.52%
COCHLEAR LTD	COH AT Equity	AU	AUD	0.52%
SONOVA HOLDING AG	SOON SE Equity	CH	CHF	0.52%
TOPGOLF CALLAWAY BRANDS	MODG UN Equity	US	USD	0.51%
CHUBB LTD	CB UN Equity	CH	USD	0.51%
OMEGA HEALTHCARE INVESTORS INC	OHI UN Equity	US	USD	0.51%
NORWEGIAN CRUISE LINE HOLDINGS LTD	NCLH UN Equity	BM	USD	0.50%
HERBALIFE LTD	HLF UN Equity	KY	USD	0.50%
VICI PROPERTIES INC	VICI UN Equity	US	USD	0.50%
NATIONAL HEALTH INVESTORS INC	NHI UN Equity	US	USD	0.49%
ASTRAZENECA PLC	AZN LN Equity	GB	GBp	0.49%
MEDTRONIC PLC	MDT UN Equity	IE	USD	0.49%
MINERALYS THERAPEUTICS ORD	MLYS UW Equity	US	USD	0.49%
GLOBE LIFE INC	GL UN Equity	US	USD	0.49%
JOHNSON & JOHNSON	JNJ UN Equity	US	USD	0.49%
AFLAC INC	AFL UN Equity	US	USD	0.49%
VENTAS INC	VTR UN Equity	US	USD	0.48%
CNO FINANCIAL GROUP INC	CNO UN Equity	US	USD	0.48%
CENTENE CORP	CNC UN Equity	US	USD	0.48%
BIOGEN INC	BIIB UW Equity	US	USD	0.48%
PUMA SE	PUM GY Equity	DE	EUR	0.48%
NOVO NORDISK A/S	NOVOB DC Equity	DK	DKK	0.48%
LIFE TIME GROUP HOLDINGS INC	LTH UN Equity	US	USD	0.48%
ONO PHARMACEUTICAL CO LTD ORD	4528 JT Equity	JP	JPY	0.48%
DAVITA INC	DVA UN Equity	US	USD	0.47%
ELI LILLY & CO	LLY UN Equity	US	USD	0.47%
SELECT MEDICAL HOLDINGS CORP	SEM UN Equity	US	USD	0.47%
ELEVANCE HEALTH INC	ELV UN Equity	US	USD	0.47%
AMGEN INC	AMGN UW Equity	US	USD	0.47%
VIKING THERAPEUTICS INC	VKTX UR Equity	US	USD	0.47%

FACTSHEET - AS OF 06-Jun-2025  
Solactive Active Life EUR VT 10% Index

Company	Ticker	Country	Currency	Index Weight (%)
ABBVIE INC	ABBV UN Equity	US	USD	0.46%
PFIZER INC	PFE UN Equity	US	USD	0.46%
ADAPTHEALTH CORP	AHCO UR Equity	US	USD	0.45%
VERTEX PHARMACEUTICALS INC	VRTX UW Equity	US	USD	0.45%
SANOFI SA	SAN FP Equity	FR	EUR	0.44%
MERCK & CO. INC.	MRK UN Equity	US	USD	0.43%
BRISTOL-MYERS SQUIBB CO	BMJ UN Equity	US	USD	0.41%
SENSEONICS HOLDINGS INC	SENS UA Equity	US	USD	0.40%
MEDICAL PROPERTIES TRUST INC	MPW UN Equity	US	USD	0.39%
INMODE LTD	INMD UW Equity	IL	USD	0.39%
REGENERON PHARMACEUTICALS	REGN UW Equity	US	USD	0.38%
SAREPTA THERAPEUTICS INC	SRPT UW Equity	US	USD	0.28%

## DISCLAIMER

© Solactive AG, 2025. All rights reserved.


The information contained in this factsheet is impersonal, not tailored to the needs of any person, entity or group of persons and for informational purposes only. The information contained herein has been obtained from public sources believed to be reliable, but no representation or warranty, express or implied, is made that such information is accurate or complete and it should not be relied upon as such. The content is provided on an "as is" basis. Solactive AG accepts no responsibility or liability for any errors or for any loss from use of this factsheet or any of the information or data contained herein. In no event shall Solactive AG be liable to any party for any direct, indirect, incidental, exemplary, compensatory, punitive, special or consequential damages, costs, expenses, legal fees, or losses (including, without limitation, lost income or lost profits and opportunity costs) in connection with any use of the factsheets and its content even if advised of the possibility of such damages.

It is not possible to invest directly in an index. Exposure to assets represented by an index is available through investable financial instruments that seek to provide an investment return based on the performance of an index. A decision to invest in any such financial instrument should not be made in reliance on any of the statements set forth in this document. Prospective investors are advised to make an investment in any such financial instrument only after carefully considering the risks associated with investing in such financial instruments, as detailed in an offering memorandum or similar document that is prepared by or on behalf of the issuer of the financial instrument or vehicle.

The financial instruments are not sponsored, promoted, sold or supported in any other manner by Solactive AG nor does Solactive AG offer any express or implicit guarantee or assurance either with regard to the results of using the Index and/or Index trade mark or the Index level at any time or in any other respect. Solactive AG makes no assurance that financial instruments based on the index will accurately track index performance or provide positive investment returns. Solactive AG is not an investment adviser and nothing in this factsheet constitutes a recommendation by Solactive AG to invest capital in financial instruments nor does it in any way represent an assurance or opinion of Solactive AG with regard to any investment in a financial instrument. Inclusion of a security within an index is not a recommendation by Solactive AG to buy, sell, or hold such security, nor is it considered to be investment advice.

Past performance should not be considered as indication or guarantee of any future results. Charts and graphs are provided for illustrative purposes.

This info service is offered exclusively by Solactive AG, Platz der Einheit 1, D-60327 Frankfurt am Main | E-Mail: [indexing@solactive.com](mailto:indexing@solactive.com)

"Solactive", "Solactive GBS", "German Index Engineering" and the logo  are registered trademarks of Solactive AG.

The information in this document does not constitute tax, legal or investment advice. The factsheet is proprietary to Solactive AG. Its content may not be modified, reproduced, redistributed or stored in a retrieval system in whole or in part without the prior written consent of Solactive AG.