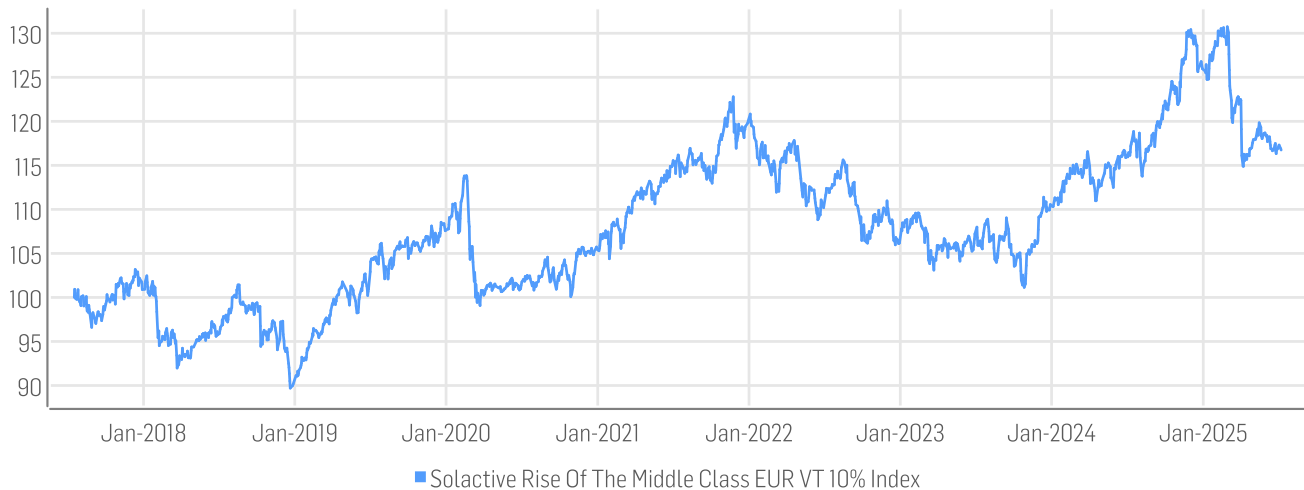


## FACTSHEET - AS OF 08-Jul-2025

### Solactive Rise Of The Middle Class EUR VT 10% Index

#### HISTORICAL PERFORMANCE



#### CHARACTERISTICS

ISIN / WKN	SL0KJ6	Base Value / Base Date	100 Points / 18.07.2017
Bloomberg / Reuters	SOLRISEV Index / .SOLRISEV	Last Price	116.74
Index Calculator	Solactive AG	Dividends	Reinvested
Index Type	Total Return	Calculation	
Index Currency	EUR	History	Available daily back to 18.07.2017
Index Members	61		

# FACTSHEET - AS OF 08-Jul-2025

## Solactive Rise Of The Middle Class EUR VT 10% Index

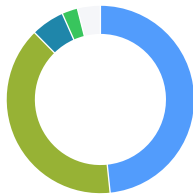
### STATISTICS

EUR	30D	90D	180D	360D	YTD	Since Inception
Performance	-1.26%	0.40%	-7.67%	-0.74%	-7.33%	16.74%
Performance (p.a.)						1.96%
Volatility (p.a.)	4.85%	6.31%	10.51%	10.34%	10.44%	9.41%
High	118.24	119.84	130.74	130.74	130.74	130.74
Low	116.33	115.54	114.89	113.77	114.89	89.70
Sharpe Ratio*	-3.35	-0.04	-1.61	-0.26	-1.49	0.00
Max. Drawdown	-1.62%	-2.93%	-12.12%	-12.12%	-12.12%	-17.63%
VaR 95 \ 99				-16.4% \ -38.0%		-15.7% \ -28.2%
CVaR 95 \ 99				-30.7% \ -41.7%		-23.9% \ -39.8%

\* Up to 31 December 2021, ex-post Sharpe ratios use as input for the risk free rate term the London Inter-Bank Offered rates in the respective currencies of the index and at a term equal to the observation period. From 3 January 2022 onwards, Sharpe ratios will be / are calculated using as reference risk free rate input the overnight replacement rate for these currencies, namely SONIA (for GBP), SOFR (for USD) and EURIBOR Overnight (for EUR).

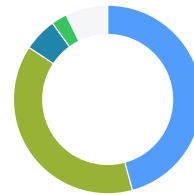
### COMPOSITION BY CURRENCIES

- EUR 48.3%
- USD 39.3%
- JPY 5.7%
- GBP 2.7%
- Others 3.9%



### COMPOSITION BY COUNTRIES

- DE 45.8%
- US 38.5%
- JP 5.7%
- GB 2.7%
- Others 7.3%



### TOP COMPONENTS AS OF 08-Jul-2025

Company	Ticker	Country	Currency	Index Weight (%)
EUR-CASH	EUR-CASH	DE	EUR	44.88%
SOFTBANK GROUP CORP	9984 JT Equity	JP	JPY	1.21%
COMMONWEALTH BANK OF AUSTRALIA	CBA AT Equity	AU	AUD	1.14%
TESLA INC	TSLA UW Equity	US	USD	1.11%
BOOKING HOLDINGS INC	BKNG UW Equity	US	USD	1.09%
WALT DISNEY CO/THE	DIS UN Equity	US	USD	1.07%
JPMORGAN CHASE & CO	JPM UN Equity	US	USD	1.04%
AMERICAN EXPRESS CO	AXP UN Equity	US	USD	1.03%
ROYAL BANK OF CANADA	RY CT Equity	CA	CAD	1.02%
PHILIP MORRIS INTERNATIONAL	PM UN Equity	US	USD	1.01%
HITACHI LTD	6501 JT Equity	JP	JPY	0.99%
DIGITAL REALTY TRUST INC	DLR UN Equity	US	USD	0.99%
AMAZON.COM INC	AMZN UW Equity	US	USD	0.99%
CISCO SYSTEMS INC	CSCO UW Equity	US	USD	0.99%
WALMART INC	WMT UN Equity	US	USD	0.99%

FACTSHEET - AS OF 08-Jul-2025  
Solactive Rise Of The Middle Class EUR VT 10% Index

Company	Ticker	Country	Currency	Index Weight (%)
WELLS FARGO & CO	WFC UN Equity	US	USD	0.99%
BANK OF AMERICA CORP	BAC UN Equity	US	USD	0.98%
CBRE GROUP INC	CBRE UN Equity	US	USD	0.96%
COSTCO WHOLESALE CORP	COST UW Equity	US	USD	0.96%
GIVAUDAN SA	GIVN SE Equity	CH	CHF	0.95%
ANHEUSER BUSCH INBEV SA NV	ABI BB Equity	BE	EUR	0.94%
KROGER CO	KR UN Equity	US	USD	0.94%
MONDELEZ INTERNATIONAL INC	MDLZ UW Equity	US	USD	0.94%
TJX COMPANIES INC	TJX UN Equity	US	USD	0.93%
NIPPON TELEGRAPH & TELEPHONE ORD	9432 JT Equity	JP	JPY	0.93%
AT&T	T UN Equity	US	USD	0.93%
ITOCHU CORP ORD	8001 JT Equity	JP	JPY	0.93%
HSBC HOLDINGS PLC	HSBA LN Equity	GB	GBp	0.92%
MASTERCARD INC-CLASS A	MA UN Equity	US	USD	0.92%
AMERICAN TOWER CORP	AMT UN Equity	US	USD	0.91%
KDDI CORP (DDI) ORD	9433 JT Equity	JP	JPY	0.91%
UNILEVER PLC	ULVR LN Equity	GB	GBp	0.91%
HOME DEPOT INC	HD UN Equity	US	USD	0.91%
REALTY INCOME CORP	O UN Equity	US	USD	0.90%
WELLTOWER INC	WELL UN Equity	US	USD	0.90%
ALTRIA GROUP INC	MO UN Equity	US	USD	0.90%
DANONE SA	BN FP Equity	FR	EUR	0.89%
COCA-COLA CO/THE	KO UN Equity	US	USD	0.89%
COMCAST CORP-CLASS A	CMCSA UW Equity	US	USD	0.88%
DIAGEO PLC	DGE LN Equity	GB	GBp	0.88%
LOWES COS INC	LOW UN Equity	US	USD	0.87%
SIMON PROPERTY GROUP INC	SPG UN Equity	US	USD	0.87%
DEUTSCHE TELEKOM AG	DTE GY Equity	DE	EUR	0.87%
PUBLIC STORAGE	PSA UN Equity	US	USD	0.87%
MOTOROLA SOLUTIONS INC	MSI UN Equity	US	USD	0.86%
VERIZON COMMUNICATIONS INC	VZ UN Equity	US	USD	0.86%
CROWN CASTLE INC	CCI UN Equity	US	USD	0.86%
APPLE INC	AAPL UW Equity	US	USD	0.86%
NESTLE SA	NESN SE Equity	CH	CHF	0.85%
MCDONALDS CORP	MCD UN Equity	US	USD	0.84%
STARBUCKS CORP	SBUX UW Equity	US	USD	0.84%
PROLOGIS INC	PLD UN Equity	US	USD	0.83%
PROCTER & GAMBLE CO	PG UN Equity	US	USD	0.82%
PROGRESSIVE CORP	PGR UN Equity	US	USD	0.81%
BERKSHIRE HATHAWAY INC-CL B	BRK/B UN Equity	US	USD	0.80%
T-MOBILE US INC	TMUS UW Equity	US	USD	0.80%
PEPSICO INC	PEP UW Equity	US	USD	0.80%
EQUINIX INC	EQIX UW Equity	US	USD	0.79%
TOYOTA MOTOR CORP	7203 JT Equity	JP	JPY	0.77%
LVMH MOET HENNESSY LOUIS VUITTON SE	MC FP Equity	FR	EUR	0.75%
PINDUODUO INC	PDD UW Equity	KY	USD	0.74%

FACTSHEET - AS OF 08-Jul-2025  
Solactive Rise Of The Middle Class EUR VT 10% Index

DISCLAIMER

© Solactive AG, 2025. All rights reserved.

The information contained in this factsheet is impersonal, not tailored to the needs of any person, entity or group of persons and for informational purposes only. The information contained herein has been obtained from public sources believed to be reliable, but no representation or warranty, express or implied, is made that such information is accurate or complete and it should not be relied upon as such. The content is provided on an "as is" basis. Solactive AG accepts no responsibility or liability for any errors or for any loss from use of this factsheet or any of the information or data contained herein. In no event shall Solactive AG be liable to any party for any direct, indirect, incidental, exemplary, compensatory, punitive, special or consequential damages, costs, expenses, legal fees, or losses (including, without limitation, lost income or lost profits and opportunity costs) in connection with any use of the factsheets and its content even if advised of the possibility of such damages.

It is not possible to invest directly in an index. Exposure to assets represented by an index is available through investable financial instruments that seek to provide an investment return based on the performance of an index. A decision to invest in any such financial instrument should not be made in reliance on any of the statements set forth in this document. Prospective investors are advised to make an investment in any such financial instrument only after carefully considering the risks associated with investing in such financial instruments, as detailed in an offering memorandum or similar document that is prepared by or on behalf of the issuer of the financial instrument or vehicle.

The financial instruments are not sponsored, promoted, sold or supported in any other manner by Solactive AG nor does Solactive AG offer any express or implicit guarantee or assurance either with regard to the results of using the Index and/or Index trade mark or the Index level at any time or in any other respect. Solactive AG makes no assurance that financial instruments based on the index will accurately track index performance or provide positive investment returns. Solactive AG is not an investment adviser and nothing in this factsheet constitutes a recommendation by Solactive AG to invest capital in financial instruments nor does it in any way represent an assurance or opinion of Solactive AG with regard to any investment in a financial instrument. Inclusion of a security within an index is not a recommendation by Solactive AG to buy, sell, or hold such security, nor is it considered to be investment advice.

Past performance should not be considered as indication or guarantee of any future results. Charts and graphs are provided for illustrative purposes.

This info service is offered exclusively by Solactive AG, Platz der Einheit 1, D-60327 Frankfurt am Main | E-Mail: [indexing@solactive.com](mailto:indexing@solactive.com)

"Solactive", "Solactive GBS", "German Index Engineering" and the logo  are registered trademarks of Solactive AG.

The information in this document does not constitute tax, legal or investment advice. The factsheet is proprietary to Solactive AG. Its content may not be modified, reproduced, redistributed or stored in a retrieval system in whole or in part without the prior written consent of Solactive AG.