

# FACTSHEET - AS OF 17-Apr-2024

## BÖRSE ONLINE Globale Dividenden-Stars Index

### DESCRIPTION

Dividends are for investors an important factor. The "BÖRSE Online Global Dividend-Stars index" is a dynamic index. There is an annual review of the index members. The Index's stock universe is defined to include only stocks that have the strongest long-term dividend growth, and only stocks that have paid dividends consistently over the last 10 years and have at least consistently paid dividends over the last five years. To ensure that the dividend is not distributed out of the substance, the dividend payment must not be greater than the net gain. In addition, the cash flow must always be positive over the last three years. Ten percent of the stocks with the worst annual performance are then sorted out from this stock universe. The remaining stocks are then ranked by the highest dividend yield. To achieve a reasonable spread of risk, the two stocks with the best 5-year performance are included in the index from each industry. In ten sectors, that's 20 shares, which are the basis for the "BÖRSE Online Global Dividend-Stars index".

### HISTORICAL PERFORMANCE



### CHARACTERISTICS

ISIN / WKN	DE000SLOJBL0 / SLOJBL	Base Value / Base Date	100 Points / 13.03.2015
Bloomberg / Reuters	BONGLDSN Index/ .BONGLDSN	Last Price	115.21
Index Calculator	Solactive AG	Dividends	Reinvested
Index Type	Net Total Return AR	Calculation	1:00 am to 10:50 pm (CET), every 15 seconds
Index Currency	EUR	History	Available daily back to 13.03.2015
Index Members	25		

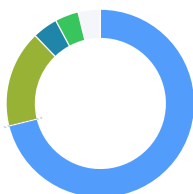
**STATISTICS**

EUR	30D	90D	180D	360D	YTD	Since Inception
Performance	0.96%	7.21%	15.56%	14.72%	8.16%	116.56%
Performance (p.a.)						8.86%
Volatility (p.a.)	11.38%	10.21%	11.23%	11.91%	9.60%	17.75%
High	118.71	118.71	118.71	118.71	118.71	118.71
Low	114.11	107.46	96.75	96.75	106.40	45.88
Sharpe Ratio*	0.75	2.82	2.69	0.93	2.69	0.28
Max. Drawdown	-2.95%	-2.95%	-2.96%	-7.80%	-2.95%	-30.75%
VaR 95 \ 99				-18.4% \ -27.0%		-27.6% \ -51.0%
CVaR 95 \ 99				-23.2% \ -29.2%		-42.6% \ -77.1%

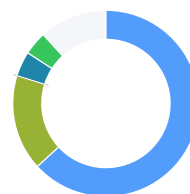
\* Up to 31 December 2021, ex-post Sharpe ratios use as input for the risk free rate term the London Inter-Bank Offered rates in the respective currencies of the index and at a term equal to the observation period. From 3 January 2022 onwards, Sharpe ratios will be / are calculated using as reference risk free rate input the overnight replacement rate for these currencies, namely SONIA (for GBP), SOFR (for USD) and EURIBOR Overnight (for EUR).

**COMPOSITION BY CURRENCIES**

- USD 71.2%
- CAD 16.7%
- JPY 4.3%
- DKK 4.1%
- Others 3.8%


**COMPOSITION BY COUNTRIES**

- US 63.2%
- CA 16.7%
- JP 4.3%
- IE 4.1%
- Others 11.8%


**TOP COMPONENTS AS OF 17-Apr-2024**

Company	Ticker	Country	Currency	Index Weight (%)
AGNICO-EAGLE MINES	AEM CT Equity	CA	CAD	4.55%
MITSUI & CO LTD	8031 JT Equity	JP	JPY	4.33%
VALERO ENERGY	VLO UN Equity	US	USD	4.26%
CANADIAN NATURAL RESOURCES	CNQ CT Equity	CA	CAD	4.24%
WILLIAMS COS INC	WMB UN Equity	US	USD	4.15%
IMPERIAL OIL LTD	IMO CT Equity	CA	CAD	4.14%
PHILLIPS 66	PSX UN Equity	US	USD	4.14%
JOHNSON CONTROLS INTERNATIONAL PLC	JCI UN Equity	IE	USD	4.10%
AP MOLLER MAERSK AS CLASS B	MAERSKB DC Equity	DK	DKK	4.05%
KROGER CO	KR UN Equity	US	USD	4.04%

## DISCLAIMER

© Solactive AG, 2024. All rights reserved.


The information contained in this factsheet is impersonal, not tailored to the needs of any person, entity or group of persons and for informational purposes only. The information contained herein has been obtained from public sources believed to be reliable, but no representation or warranty, express or implied, is made that such information is accurate or complete and it should not be relied upon as such. The content is provided on an "as is" basis. Solactive AG accepts no responsibility or liability for any errors or for any loss from use of this factsheet or any of the information or data contained herein. In no event shall Solactive AG be liable to any party for any direct, indirect, incidental, exemplary, compensatory, punitive, special or consequential damages, costs, expenses, legal fees, or losses (including, without limitation, lost income or lost profits and opportunity costs) in connection with any use of the factsheets and its content even if advised of the possibility of such damages.

It is not possible to invest directly in an index. Exposure to assets represented by an index is available through investable financial instruments that seek to provide an investment return based on the performance of an index. A decision to invest in any such financial instrument should not be made in reliance on any of the statements set forth in this document. Prospective investors are advised to make an investment in any such financial instrument only after carefully considering the risks associated with investing in such financial instruments, as detailed in an offering memorandum or similar document that is prepared by or on behalf of the issuer of the financial instrument or vehicle.

The financial instruments are not sponsored, promoted, sold or supported in any other manner by Solactive AG nor does Solactive AG offer any express or implicit guarantee or assurance either with regard to the results of using the Index and/or Index trade mark or the Index level at any time or in any other respect. Solactive AG makes no assurance that financial instruments based on the index will accurately track index performance or provide positive investment returns. Solactive AG is not an investment adviser and nothing in this factsheet constitutes a recommendation by Solactive AG to invest capital in financial instruments nor does it in any way represent an assurance or opinion of Solactive AG with regard to any investment in a financial instrument. Inclusion of a security within an index is not a recommendation by Solactive AG to buy, sell, or hold such security, nor is it considered to be investment advice.

Past performance should not be considered as indication or guarantee of any future results. Charts and graphs are provided for illustrative purposes.

This info service is offered exclusively by Solactive AG, Platz der Einheit 1, D-60327 Frankfurt am Main | E-Mail: [indexing@solactive.com](mailto:indexing@solactive.com)

"Solactive", "Solactive GBS", "German Index Engineering" and the logo  are registered trademarks of Solactive AG.

The information in this document does not constitute tax, legal or investment advice. The factsheet is proprietary to Solactive AG. Its content may not be modified, reproduced, redistributed or stored in a retrieval system in whole or in part without the prior written consent of Solactive AG.