

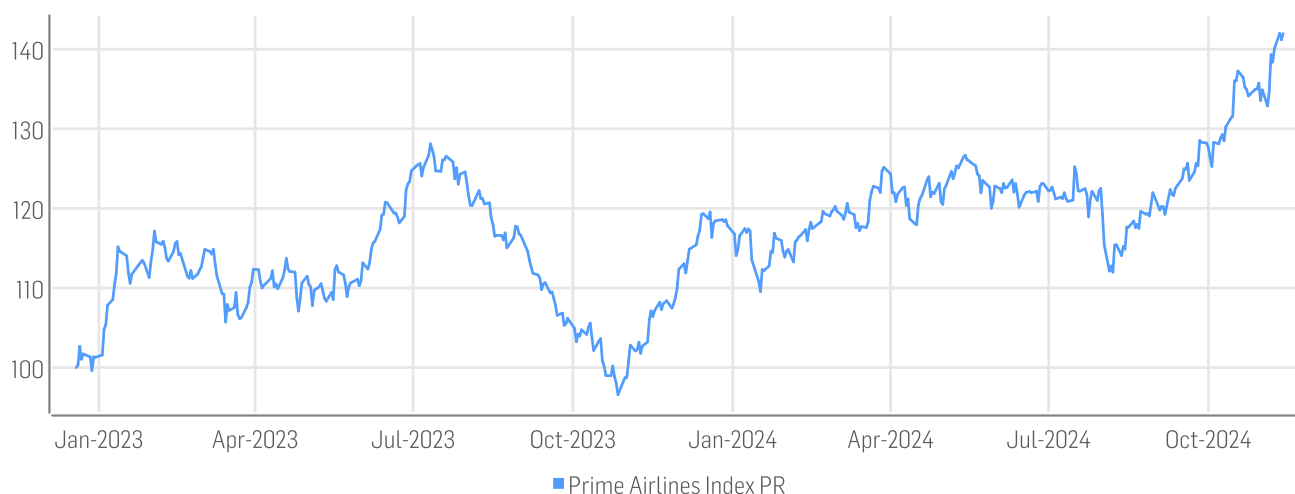
FACTSHEET – November 13, 2024

Prime Airlines Index PR

DESCRIPTION

The Prime Airlines index tracks the performance of US-listed companies that are engaged in the broader airlines industry ecosystem. Each index constituent must be classified as an Airline, as Aircraft Parts and Manufacturing company, or an Air Freight and Logistics company, as determined by Prime Indexes, based on the Index constituent issuer's regulatory filings, industry classification, and other related material. Please visit www.PrimeIndexes.com to learn more.

HISTORICAL PERFORMANCE



FACTSHEET – November 13, 2024

Prime Airlines Index PR

CHARACTERISTICS

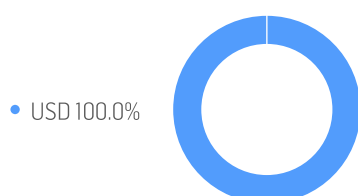
ISIN / WKN	DE000SLOHXZ8 / SLOHXZ	Base Value / Base Date	100 Points / 19.12.2022
Bloomberg / Reuters	/ .PJETS	Last Price	141.95
Index Calculator	Solactive AG	Dividends	Not included
Index Type	Price Return	Calculation	9:00 am to 4:50 pm (EST), every 15 seconds
Index Currency	USD	History	Available daily back to 19.12.2022
Index Members	18		

STATISTICS

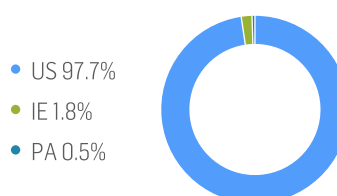
USD	30D	90D	180D	360D	YTD	Since Inception
Performance	8.08%	20.66%	12.85%	32.49%	20.47%	41.95%
Performance (p.a.)						20.21%
Volatility (p.a.)	19.99%	17.76%	19.12%	18.11%	18.35%	18.28%
High	141.98	141.98	141.98	141.98	141.98	141.98
Low	131.34	117.48	111.99	107.29	109.54	96.59
Sharpe Ratio*	7.65	6.18	1.21	1.57	1.04	0.85
Max. Drawdown	-3.20%	-3.20%	-10.97%	-11.60%	-11.60%	-24.60%
VaR 95 \ 99				-30.6% \ -45.8%		-28.5% \ -45.6%
CVaR 95 \ 99				-39.8% \ -50.8%		-38.4% \ -49.8%

* Up to 31 December 2021, ex-post Sharpe ratios use as input for the risk free rate term the London Inter-Bank Offered rates in the respective currencies of the index and at a term equal to the observation period. From 3 January 2022 onwards, Sharpe ratios will be / are calculated using as reference risk free rate input the overnight replacement rate for these currencies, namely SONIA (for GBP), SOFR (for USD) and EURIBOR Overnight (for EUR).

Composition by Currencies



Composition by Countries



FACTSHEET – November 13, 2024

Prime Airlines Index PR

COMPONENTS AS OF 13-Nov-2024

Company	Ticker	Country	Currency	Index Weight (%)
DELTA AIR LINES	DAL UN Equity	US	USD	9.77%
FEDEX CORP	FDX UN Equity	US	USD	9.26%
HONEYWELL INTERNATIONAL INC	HON UN Equity	US	USD	9.14%
UNITED AIRLINES HOLDINGS INC	UAL UN Equity	US	USD	8.69%
UNITED PARCEL SERVICE-CL B	UPS UN Equity	US	USD	8.56%
RTX CORPORATION	RTX UN Equity	US	USD	8.55%
AMERICAN AIRLINES GROUP INC	AAL UN Equity	US	USD	8.52%
GENERAL ELECTRIC CO	GE UN Equity	US	USD	8.29%
BOEING CO/THE	BA UN Equity	US	USD	7.86%
GENERAL DYNAMICS CORP	GD UN Equity	US	USD	7.35%
SOUTHWEST AIRLINES CO	LUV UN Equity	US	USD	6.18%
ALASKA AIR GROUP	ALK UN Equity	US	USD	2.22%
RYANAIR HOLDINGS PLC	RYAAY UN Equity	IE	USD	1.85%
JETBLUE AIRWAYS CORP	JBLU UN Equity	US	USD	1.65%
SKYWEST INC	SKYW UN Equity	US	USD	0.67%
COPA HOLDINGS SA	CPA UN Equity	PA	USD	0.50%
ALLEGiant TRAVEL CO	ALGT UN Equity	US	USD	0.47%
FORWARD AIR CORP	FWRD UN Equity	US	USD	0.47%





FACTSHEET – November 13, 2024

Prime Airlines Index PR

For more information, please visit www.PrimeIndexes.com.

This index is owned by Level ETF Ventures LLC ("LEV"). All rights reserved. Prime Indexes and this index specifically are trademarks of LEV. Redistribution, reproduction and/or photocopying in whole or in part are prohibited without written permission. This document does not constitute an offer of services in jurisdictions where LEV or its respective affiliates do not have the necessary licenses. All information provided by LEV is impersonal and not tailored to the needs of any person, entity or group of persons. LEV receives compensation in connection with licensing its indexes to third parties. Past performance of an index is not a guarantee of future results.

LEV does not sponsor, endorse, sell, promote or manage any investment fund or other investment vehicle that is offered by third parties and that seeks to provide an investment return based on the performance of any index. These materials have been prepared solely for informational purposes based upon information generally available to the public and from sources believed to be reliable.

THE CONTENT IS PROVIDED ON AN "AS IS" BASIS, LEV DISCLAIMS ANY AND ALL EXPRESS OR IMPLIED WARRANTIES, INCLUDING, BUT NOT LIMITED TO, ANY WARRANTIES OF MERCHANTABILITY OR FITNESS FOR A PARTICULAR PURPOSE OR USE, FREEDOM FROM BUGS, SOFTWARE ERRORS OR DEFECTS, THAT THE CONTENT'S FUNCTIONING WILL BE UNINTERRUPTED OR THAT THE CONTENT WILL OPERATE WITH ANY SOFTWARE OR HARDWARE CONFIGURATION.

Please visit www.PrimeIndexes.com for full disclaimers associated with the index and website.

