

Solactive J.P. Morgan Asset Management China Carbon Transition Index NTR

DESCRIPTION

The Index is a rules-based, proprietary index designed to reflect the performance of a subset of the Solactive GBS China Large & Mid Cap USD Index PR that, based on the Index rules, are determined to be best positioned to benefit from a transition to a low-carbon economy.

HISTORICAL PERFORMANCE



CHARACTERISTICS

ISIN / WKN	DE000SLOGMRO / SLOGMR	Base Value / Base Date	1000 Points / 07.05.2019
Bloomberg / Reuters	SJPMCCTN Index / .SJPMCCTN	Last Price	819.04
Index Calculator	Solactive AG	Dividends	Included (Net Total Return Index)
Index Type	Net Total Return	Calculation	09:00am to 10:30pm (CET), every 60 seconds
Index Currency	USD	History	Available daily back to 07.05.2019
Index Members	230		

STATISTICS

USD	30D	90D	180D	360D	YTD	Since Inception
Performance	4.74%	6.85%	2.25%	-8.75%	2.86%	-18.10%
Performance (p.a.)						-3.94%
Volatility (p.a.)	15.11%	18.81%	20.09%	20.29%	20.07%	23.81%
High	819.04	819.04	834.79	942.56	819.04	1624.00
Low	778.43	725.31	713.45	713.45	713.45	669.08
Sharpe Ratio*	4.66	1.36	-0.03	-0.70	0.19	-0.39
Max. Drawdown	-3.00%	-5.38%	-14.54%	-24.31%	-10.40%	-58.80%
VaR 95 \ 99				-30.1% \ -40.6%		-36.7% \ -63.7%
CVaR 95 \ 99				-36.6% \ -47.2%		-52.7% \ -80.9%

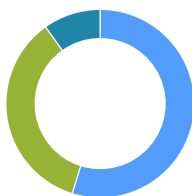
* Up to 31 December 2021, ex-post Sharpe ratios use as input for the risk free rate term the London Inter-Bank Offered rates in the respective currencies of the index and at a term equal to the observation period. From 3 January 2022 onwards, Sharpe ratios will be / are calculated using as reference risk free rate input the overnight replacement rate for these currencies, namely SONIA (for GBP), SOFR (for USD) and EURIBOR Overnight (for EUR).

STATISTICS - GBS - Solactive GBS China Large & Mid Cap USD Index NTR

USD	30D	90D	180D	360D	YTD	Since Inception
Performance	4.69%	6.76%	0.92%	-8.12%	1.74%	-25.43%
Performance (p.a.)						-5.74%
Volatility (p.a.)	16.53%	20.57%	21.82%	21.67%	22.11%	25.53%
High	940.75	940.75	972.99	1084.40	940.75	2046.47
Low	891.18	826.48	813.44	813.44	813.44	755.99
Sharpe Ratio*	4.20	1.22	-0.16	-0.63	0.01	-0.43
Max. Drawdown	-3.93%	-6.20%	-16.40%	-24.99%	-12.03%	-63.06%
VaR 95 \ 99				-33.3% \ -42.9%		-39.6% \ -66.8%
CVaR 95 \ 99				-40.5% \ -52.5%		-56.6% \ -86.9%

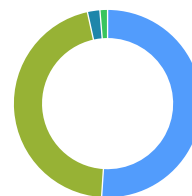
COMPOSITION BY CURRENCIES

- HKD 54.8%
- CNH 35.4%
- USD 9.8%



COMPOSITION BY COUNTRIES

- KY 51.0%
- CN 45.5%
- HK 2.1%
- BM 1.3%



TOP COMPONENTS AS OF 24-Apr-2024

Company	Ticker	Country	Currency	Index Weight (%)
TENCENT HOLDINGS LTD	700 HK Equity	KY	HKD	14.99%
ALIBABA GROUP HOLDING LTD	9988 HK Equity	KY	HKD	8.34%
PINDUODUO INC	PDD UW Equity	KY	USD	4.79%
MEITUAN	3690 HK Equity	KY	HKD	4.27%
CHINA CONSTRUCTION BANK-H	939 HK Equity	CN	HKD	3.70%
BANK OF CHINA LTD-H	3988 HK Equity	CN	HKD	2.61%
INDUSTRIAL AND COMMERCIAL BANK OF CHINA LTD	601398 C1 Equity	CN	CNH	2.60%
XIAOMI CORP	1810 HK Equity	KY	HKD	2.20%
PING AN INSURANCE GROUP COMPANY OF CHINA LTD CLASS A	601318 C1 Equity	CN	CNH	2.11%
BAIDU INC - SPON ADR	BIDU UW Equity	KY	USD	1.88%
TRIP.COM GROUP LTD	TCOM UW Equity	KY	USD	1.82%
JD.COM INC - CL A	9618 HK Equity	KY	HKD	1.57%
NETEASE INC	9999 HK Equity	KY	HKD	1.44%
AGRICULTURAL BANK OF CHINA-A	601288 C1 Equity	CN	CNH	1.42%
KWEICHOW MOUTAI CO LTD	600519 C1 Equity	CN	CNH	1.41%
BYD CO LTD -A	002594 C2 Equity	CN	CNH	1.27%
ANTA SPORTS PRODUCTS LTD	2020 HK Equity	KY	HKD	1.23%
BOC HONG KONG HOLDINGS LTD ORD	2388 HK Equity	HK	HKD	1.07%
ZIJIN MINING GROUP CO LTD	601899 C1 Equity	CN	CNH	1.07%
CHINA MERCHANTS BANK CO LTD	600036 C1 Equity	CN	CNH	1.07%
HAIER SMART HOME CO LTD	600690 C1 Equity	CN	CNH	1.00%
CHINA CITIC BANK CORP LTD	601998 C1 Equity	CN	CNH	0.91%
LI AUTO INC-CLASS A	2015 HK Equity	KY	HKD	0.90%
CONTEMPORARY AMPEREX TECHN-A	300750 C2 Equity	CN	CNH	0.89%
POSTAL SAVINGS BANK OF CHINA C	1658 HK Equity	CN	HKD	0.82%
CHINA PACIFIC INSURANCE GROUP CO LTD CLASS A	601601 C1 Equity	CN	CNH	0.79%
CHINA YANGTZE POWER CO LTD-A	600900 C1 Equity	CN	CNH	0.78%
WULIANGYE YIBIN CO LTD	000858 C2 Equity	CN	CNH	0.74%
CHINA RAILWAY GROUP LTD-A	601390 C1 Equity	CN	CNH	0.69%
SINOPHARM GROUP CO LTD	1099 HK Equity	CN	HKD	0.69%
PETROCHINA CO LTD	601857 C1 Equity	CN	CNH	0.67%
CHINA OVERSEAS LAND & INVESTMENT LTD	688 HK Equity	HK	HKD	0.66%
LI NING CO LTD	2331 HK Equity	KY	HKD	0.65%
SHENZHEN MINDARY BIO-MEDICAL ELECTRONICS CO LTD	300760 C2 Equity	CN	CNH	0.61%
CHINA RESOURCES GAS GROUP LTD ORD	1193 HK Equity	BM	HKD	0.59%
KINGSOFT CORP LTD	3888 HK Equity	KY	HKD	0.58%
SHANDONG GOLD MINING CO LTD	600547 C1 Equity	CN	CNH	0.58%
CHINA OILFIELD SERVICES-A	601808 C1 Equity	CN	CNH	0.53%
KUNLUN ENERGY CO LTD	135 HK Equity	BM	HKD	0.52%
XPENG INC - CLASS A SHARES	9868 HK Equity	KY	HKD	0.48%
YADEA GROUP HOLDINGS LTD	1585 HK Equity	KY	HKD	0.46%

Company	Ticker	Country	Currency	Index Weight (%)
CHINA RESOURCES LAND LTD	1109 HK Equity	KY	HKD	0.45%
PICC PROPERTY AND CASUALTY CO LTD	2328 HK Equity	CN	HKD	0.45%
JD HEALTH INTERNATIONAL INC	6618 HK Equity	KY	HKD	0.43%
CHINA STATE CONSTR INTL HLDGS ORD	3311 HK Equity	KY	HKD	0.42%
CHINA TOWER CORP LTD	788 HK Equity	CN	HKD	0.41%
CHINA PETROLEUM & CHEMICAL CORP	600028 C1 Equity	CN	CNH	0.41%
KUAISHOU TECHNOLOGY	1024 HK Equity	KY	HKD	0.40%
KINGDEE INTERNATIONAL SFTWR	268 HK Equity	KY	HKD	0.39%
CHINA FEIHE LTD	6186 HK Equity	KY	HKD	0.39%
CHINA STATE CONSTRUCTION ENGIN	601668 C1 Equity	CN	CNH	0.39%
TONGCHENG TRAVEL HOLDINGS LTD	780 HK Equity	KY	HKD	0.38%
CHINA TOURISM GROUP DUTY FREE CORP LTD	601888 C1 Equity	CN	CNH	0.38%
BEIJING-SHANGHAI HIGH SPE-A	601816 C1 Equity	CN	CNH	0.37%
NARI TECHNOLOGY CO LTD	600406 C1 Equity	CN	CNH	0.37%
GREE ELECTRIC APPLIANCES I-A	000651 C2 Equity	CN	CNH	0.36%
NONGFU SPRING CO LTD-H	9633 HK Equity	CN	HKD	0.36%
EAST MONEY INFORMATION CO-A	300059 C2 Equity	CN	CNH	0.35%
SHANGHAI BAOSIGHT SOFTWARE-A	600845 C1 Equity	CN	CNH	0.34%
WUXI BIOLOGICS CAYMAN INC	2269 HK Equity	KY	HKD	0.34%
PING AN BANK CO LTD	000001 C2 Equity	CN	CNH	0.33%
GANFENG LITHIUM CO LTD-A	002460 C2 Equity	CN	CNH	0.33%
KE HOLDINGS INC	BEKE UN Equity	KY	USD	0.32%
INNER MONGOLIA YILI INDUSTRIAL GROUP CO LTD CLASS A	600887 C1 Equity	CN	CNH	0.31%
JIANGSU EXPRESSWAY CO LTD-A	600377 C1 Equity	CN	CNH	0.29%
NAURA TECHNOLOGY GROUP CO-A	002371 C2 Equity	CN	CNH	0.29%
SHANGHAI PHARMACEUTICALS HOLDING CO LTD	601607 C1 Equity	CN	CNH	0.28%
LUZHOU LAOJIAO CO LTD-A	000568 C2 Equity	CN	CNH	0.27%
ZAI LAB LTD	ZLAB UQ Equity	KY	USD	0.26%
CHINA VANKE CO LTD	000002 C2 Equity	CN	CNH	0.26%
SHENZHEN INOVANCE TECHNOLOGY CO LTD	300124 C2 Equity	CN	CNH	0.26%
JIANGSU YANGHE BREWERY JOINT-S	002304 C2 Equity	CN	CNH	0.26%
CHINA ENERGY ENGINEERING CORP LTD	601868 C1 Equity	CN	CNH	0.25%
SUNGROW POWER SUPPLY CO LT-A	300274 C2 Equity	CN	CNH	0.25%
BEIJING KINGSOFT OFFICE SOFTWARE INC	688111 C1 Equity	CN	CNH	0.25%
VIPSHOP HOLDINGS LTD	VIPS UN Equity	KY	USD	0.25%
CHINA COMMUNICATIONS SERVICES CORP LTD	552 HK Equity	CN	HKD	0.24%
ZHANGZHOU PIENZHEHUANG PHA-A	600436 C1 Equity	CN	CNH	0.24%
CHINA THREE GORGES NEW ENERGY GROUP CO LTD	600905 C1 Equity	CN	CNH	0.24%
NEW ORIENTAL EDUCATION & TECHNOLOGY GROUP INC	EDU UN Equity	KY	USD	0.24%
CHINA LIFE INSURANCE CO LTD	2628 HK Equity	CN	HKD	0.24%
CHINA LITERATURE LTD	772 HK Equity	KY	HKD	0.23%
METALLURGICAL CORP OF CHINA LT	601618 C1 Equity	CN	CNH	0.23%
ZHEJIANG EXPRESSWAY CO-H	576 HK Equity	CN	HKD	0.22%
TIANQI LITHIUM CORP-A	002466 C2 Equity	CN	CNH	0.22%

Company	Ticker	Country	Currency	Index Weight (%)
CITIC SECURITIES CO LTD	600030 C1 Equity	CN	CNH	0.21%
BEIJING ENTERPRISES WATER GROUP LTD	371 HK Equity	BM	HKD	0.21%
SHANGHAI ELECTRIC GROUP CO LTD	601727 C1 Equity	CN	CNH	0.21%
GUANGZHOU BAIYUNSHAN PHARMACEUTICAL HOLDINGS CO LTD	600332 C1 Equity	CN	CNH	0.20%
WILL SEMICONDUCTOR LTD	603501 C1 Equity	CN	CNH	0.20%
SHANDONG WEIGAO GROUP MEDICAL POLYMER CO LTD	1066 HK Equity	CN	HKD	0.19%
EAST BUY HOLDING LTD	1797 HK Equity	KY	HKD	0.19%
FOCUS MEDIA INFORMATION TECHNOLOGY CO LTD	002027 C2 Equity	CN	CNH	0.18%
CHINA SUNTIEN GREEN ENERGY-H	956 HK Equity	CN	HKD	0.18%
HANGZHOU TIGERMED CONSULTI-A	300347 C2 Equity	CN	CNH	0.17%
IFLYTEK CO LTD - A	002230 C2 Equity	CN	CNH	0.17%
ZHONGJI INNOLIGHT CO LTD-A	300308 C2 Equity	CN	CNH	0.17%
DONGFANG ELECTRIC CORP LTD	600875 C1 Equity	CN	CNH	0.16%
MINISO GROUP HOLDING LTD	9896 HK Equity	KY	HKD	0.16%
SHANGHAI INTERNATIONAL AIRPORT CO LTD	600009 C1 Equity	CN	CNH	0.16%
YUNNAN BAIYAO GROUP CO LTD-A	000538 C2 Equity	CN	CNH	0.16%
COUNTRY GARDEN HOLDINGS CO LTD	2007 HK Equity	KY	HKD	0.15%
POLY REAL ESTATE GROUP CO LTD	600048 C1 Equity	CN	CNH	0.15%
BEIGENE LTD-ADR	BGNE UW Equity	KY	USD	0.15%
ADVANCED MICRO-FABRICATION-A	688012 C1 Equity	CN	CNH	0.15%
YUEXIU PROPERTY CO LTD ORD	123 HK Equity	HK	HKD	0.15%
CHINA RESOURCES BEER HOLDINGS CO LTD	291 HK Equity	HK	HKD	0.13%
TBEA CO LTD	600089 C1 Equity	CN	CNH	0.12%
JIANGSU HENGLI HYDRAULIC C-A	601100 C1 Equity	CN	CNH	0.12%
SICHUAN CHUANTOU ENERGY CO LTD	600674 C1 Equity	CN	CNH	0.11%
CAMBRICON TECHNOLOGIES CORPORATION	688256 C1 Equity	CN	CNH	0.11%
SHANGHAI FUDAN MICROELECTRONICS GROUP CO LTD	688385 C1 Equity	CN	CNH	0.11%
NINGBO TUOPU GROUP CO LTD-A	601689 C1 Equity	CN	CNH	0.11%
LENOVO GROUP LTD	992 HK Equity	HK	HKD	0.11%
IMEIK TECHNOLOGY DEVELOPMENT CO LTD-A	300896 C2 Equity	CN	CNH	0.11%
SUZHOU TFC OPTICAL COMMUNI-A	300394 C2 Equity	CN	CNH	0.11%
XINJIANG GOLDWIND SCI&TECH-A	002202 C2 Equity	CN	CNH	0.11%
J&T EXPRESS-W ORD	1519 HK Equity	KY	HKD	0.10%
UNISPLENDOR CORP LTD-A	000938 C2 Equity	CN	CNH	0.10%
EOPTOLINK TECHNOLOGY INC. LTD. CLASS A	300502 C2 Equity	CN	CNH	0.10%
CHINA MERCHANTS SHEKOU INDUSTR	001979 C2 Equity	CN	CNH	0.10%
INSPUR ELECTRONIC INFORMAT-A	000977 C2 Equity	CN	CNH	0.10%
MONTAGE TECHNOLOGY CO LTD-A	688008 C1 Equity	CN	CNH	0.09%
360 SECURITY TECHNOLOGY INC	601360 C1 Equity	CN	CNH	0.09%
GIGADEVICE SEMICONDUCTOR B-A	603986 C1 Equity	CN	CNH	0.09%
YINTAI GOLD CO LTD	000975 C2 Equity	CN	CNH	0.09%
UNIGROUP GUOXIN MICROELECT-A	002049 C2 Equity	CN	CNH	0.09%
SICHUAN ROAD&BRIDGE CO LT-A	600039 C1 Equity	CN	CNH	0.09%
SIEYUAN ELECTRIC CO LTD-A	002028 C2 Equity	CN	CNH	0.09%

Company	Ticker	Country	Currency	Index Weight (%)
NIO INC - ADR	NIO UN Equity	KY	USD	0.09%
BEIJING NEW BUILDING MATER-A	000786 C2 Equity	CN	CNH	0.09%
ZHEJIANG HUAYOU COBALT CO -A	603799 C1 Equity	CN	CNH	0.08%
YUTONG BUS CO LTD	600066 C1 Equity	CN	CNH	0.08%
MAXSCEND MICROELECTRONICS -A	300782 C2 Equity	CN	CNH	0.08%
GONGNIU GROUP CO LTD-A	603195 C1 Equity	CN	CNH	0.08%
CHANGCHUN HIGH & NEW TECH-A	000661 C2 Equity	CN	CNH	0.08%
SHANGHAI FRIENDESS ELECTRO-A	688188 C1 Equity	CN	CNH	0.08%
DONG-E-E-JIAOCO LTD-A	000423 C2 Equity	CN	CNH	0.08%
YEALINK NETWORK TECHNOLOGY-A	300628 C2 Equity	CN	CNH	0.08%
CHINA NATIONAL CHEMICAL-A	601117 C1 Equity	CN	CNH	0.08%
JIANGSU ZHONGTIAN TECHNOLO-A	600522 C1 Equity	CN	CNH	0.07%
KUANG-CHI TECHNOLOGIES CO-A	002625 C2 Equity	CN	CNH	0.07%
HANGZHOU FIRST APPLIED MAT-A	603806 C1 Equity	CN	CNH	0.07%
SHANGHAI INTERNATIONAL POR-A	600018 C1 Equity	CN	CNH	0.07%
ZHEJIANG CHINT ELECTRICS CO LTD	601877 C1 Equity	CN	CNH	0.07%
CHANGZHOU XINGYU AUTOMOTIV-A	601799 C1 Equity	CN	CNH	0.07%
NINGBO DEYE TECHNOLOGY CO LTD	605117 C1 Equity	CN	CNH	0.07%
SUPCON TECH CO LTD	688777 C1 Equity	CN	CNH	0.07%
CHINA MERCHANTS EXPRESSWAY NETWORK & TECHNOLOGY HOLDINGS CO LTD	001965 C2 Equity	CN	CNH	0.06%
PIOTECH ORD A	688072 C1 Equity	CN	CNH	0.06%
ZHEJIANG WEIMING ENVIRONME-A	603568 C1 Equity	CN	CNH	0.06%
SG MICRO CORP-A	300661 C2 Equity	CN	CNH	0.06%
YANTAI JEREH OILFIELD-A	002353 C2 Equity	CN	CNH	0.06%
SINOMA INTERNATIONAL ENGIN-A	600970 C1 Equity	CN	CNH	0.06%
YUNNAN ENERGY NEW MATERIAL CO LTD	002812 C2 Equity	CN	CNH	0.06%
SHANGHAI M&G STATIONERY IN-A	603899 C1 Equity	CN	CNH	0.06%
ANKER INNOVATIONS TECHNOLO-A	300866 C2 Equity	CN	CNH	0.06%
CHINA MINMETALS RARE EARTH-A	000831 C2 Equity	CN	CNH	0.05%
WUXI LEAD INTELLIGENT EQUI-A	300450 C2 Equity	CN	CNH	0.05%
CHIFENG JILONG GOLD MINING-A	600988 C1 Equity	CN	CNH	0.05%
INGENIC SEMICONDUCTOR CO -A	300223 C2 Equity	CN	CNH	0.05%
JOINTOWN PHARMACEUTICAL-A	600998 C1 Equity	CN	CNH	0.05%
WUHAN GUIDE INFRARED CO LT-A	002414 C2 Equity	CN	CNH	0.05%
GEM CO LTD-A	002340 C2 Equity	CN	CNH	0.05%
SHIJIAZHANG YILING PHARMA-A	002603 C2 Equity	CN	CNH	0.05%
OFFSHORE OIL ENGINEERING CO LT	600583 C1 Equity	CN	CNH	0.05%
37 INTERACTIVE ENTERTAINMENT NETWORK TECHNOLOGY GROUP CO LTD	002555 C2 Equity	CN	CNH	0.05%
XIAMEN TUNGSTEN CO LTD-A	600549 C1 Equity	CN	CNH	0.05%
HANG ZHOU GREAT STAR INDUS-A	002444 C2 Equity	CN	CNH	0.05%
ZHONGAN ONLINE P&C INSURANCE C	6060 HK Equity	CN	HKD	0.05%
SHANXI MEIJIN ENERGY CO LT-A	000723 C2 Equity	CN	CNH	0.05%
H WORLD GROUP LTD	HTHT UW Equity	KY	USD	0.04%

FACTSHEET - AS OF 24-Apr-2024

Solactive J.P. Morgan Asset Management China Carbon Transition Index NTR

Company	Ticker	Country	Currency	Index Weight (%)
WESTERN SUPERCONDUCTING TE-A	688122 C1 Equity	CN	CNH	0.04%
YONGXING SPECIAL MATERIALS-A	002756 C2 Equity	CN	CNH	0.04%
BLOOMAGE BIOTECHNOLOGY COR-A	688363 C1 Equity	CN	CNH	0.04%
MANGO EXCELLENT MEDIA CO LTD	300413 C2 Equity	CN	CNH	0.04%
NINGBO JOYSON ELECTRONIC -A	600699 C1 Equity	CN	CNH	0.04%
SICHUAN CHANGHONG ELECTRIC CO LTD	600839 C1 Equity	CN	CNH	0.04%
SHANGHAI LINGANG HOLDINGS CORP LTD	600848 C1 Equity	CN	CNH	0.04%
CNOOC ENERGY TECHNOLOGY & SERVICES LTD	600968 C1 Equity	CN	CNH	0.04%
CSSC SCIENCE & TECHNOLOGY CO LTD	600072 C1 Equity	CN	CNH	0.04%
SINOMINE RESOURCE GROUP CO LTD	002738 C2 Equity	CN	CNH	0.04%
BETHEL AUTOMOTIVE SAFETY S-A	603596 C1 Equity	CN	CNH	0.04%
WALVAX BIOTECHNOLOGY CO-A	300142 C2 Equity	CN	CNH	0.04%
YUNNAN BOTANEE BIO-TECHNOLOGY GROUP CO LTD	300957 C2 Equity	CN	CNH	0.04%
SICHUAN SWELLFUN CO LTD-A	600779 C1 Equity	CN	CNH	0.04%
AMLOGIC SHANGHAI INC-A	688099 C1 Equity	CN	CNH	0.04%
GINLONG TECHNOLOGIES CO LTD-A	300763 C2 Equity	CN	CNH	0.04%
SHANGHAI CONSTRUCTION GROUP CO LTD	600170 C1 Equity	CN	CNH	0.04%
SHENZHEN SC NEW ENERGY TECHNOLOGY CORP	300724 C2 Equity	CN	CNH	0.04%
SHANGHAI AIKO SOLAR ENERGY CO LTD-A	600732 C1 Equity	CN	CNH	0.04%
SHENZHEN CAPCHEM TECHNOLOG-A	300037 C2 Equity	CN	CNH	0.04%
ECOVACS ROBOTICS CO LTD	603486 C1 Equity	CN	CNH	0.04%
QI AN XIN TECHNOLOGY GROUP INC	688561 C1 Equity	CN	CNH	0.04%
ROCKCHIP ELECTRONICS CO L-A	603893 C1 Equity	CN	CNH	0.04%
GUANGZHOU KINGMED DIAGNOSTICS GROUP CO LTD	603882 C1 Equity	CN	CNH	0.04%
HANGZHOU ROBAM APPLIANCES-A	002508 C2 Equity	CN	CNH	0.03%
CECEP SOLAR ENERGY CO LT-A	000591 C2 Equity	CN	CNH	0.03%
FANGDA CARBON NEW MATERIAL-A	600516 C1 Equity	CN	CNH	0.03%
CECEP WIND POWER CORP-A	601016 C1 Equity	CN	CNH	0.03%
SHANDONG HI-SPEED CO LTD -A	600350 C1 Equity	CN	CNH	0.03%
MING YANG SMART ENERGY GROUP LTD	601615 C1 Equity	CN	CNH	0.03%
VENUSTECH GROUP INC-A	002439 C2 Equity	CN	CNH	0.03%
ACM RESEARCH ORD A	688082 C1 Equity	CN	CNH	0.03%
HANGZHOU CHANG CHUAN TECHN-A	300604 C2 Equity	CN	CNH	0.03%
TOPCHOICE MEDICAL CORP	600763 C1 Equity	CN	CNH	0.03%
GUANGZHOU DEVELOPMENT GROUP INCORPORATED CLASS A	600098 C1 Equity	CN	CNH	0.03%
BEIJING COMPASS TECHNOLOGY DEVELOPMENT CO LTD	300803 C2 Equity	CN	CNH	0.03%
IKD CO LTD-A	600933 C1 Equity	CN	CNH	0.03%
WUHAN JINGCE ELECTRONIC GR-A	300567 C2 Equity	CN	CNH	0.03%
DHC SOFTWARE CO LTD -A	002065 C2 Equity	CN	CNH	0.03%
ASIA - POTASH INTERNATIONAL INVESTMENT GUANGZHOU CO	000893 C2 Equity	CN	CNH	0.03%
KEBODA TECHNOLOGY CO LTD-A	603786 C1 Equity	CN	CNH	0.03%
SHENZHEN LONGSYS ELECTRONICS-A	301308 C2 Equity	CN	CNH	0.03%
GOODWE TECHNOLOGIES CO LTD	688390 C1 Equity	CN	CNH	0.03%
CHENGXIN LITHIUM GROUP CO LTD	002240 C2 Equity	CN	CNH	0.03%

FACTSHEET - AS OF 24-Apr-2024

Solactive J.P. Morgan Asset Management China Carbon Transition Index NTR

Company	Ticker	Country	Currency	Index Weight (%)
VERISILICON MICROELECTRONI-A	688521 C1 Equity	CN	CNH	0.03%
BGI GENOMICS CO LTD-A	300676 C2 Equity	CN	CNH	0.03%
SINOPEC OILFIELD SERVICE C-A	600871 C1 Equity	CN	CNH	0.02%
CHINA SOUTHERN POWER GRID -A	003035 C2 Equity	CN	CNH	0.02%
CHAOZHOU THREE-CIRCLE GROU-A	300408 C2 Equity	CN	CNH	0.02%
GUANGDONG INVESTMENT	270 HK Equity	HK	HKD	0.02%
BEIJING UNITED INFORMATION T	603613 C1 Equity	CN	CNH	0.02%
SKSHU PAINT CO LTD-A	603737 C1 Equity	CN	CNH	0.02%
3PEAK INC	688536 C1 Equity	CN	CNH	0.02%
CHINA MEDICAL SYSTEM HOLDINGS LTD	867 HK Equity	KY	HKD	0.02%
GUANGDONG NO.2 HYDROPOWER -A	002060 C2 Equity	CN	CNH	0.02%
GUANGZHOU TINCI MATERIALS -A	002709 C2 Equity	CN	CNH	0.02%
PYLON TECHNOLOGIES CO LTD-A	688063 C1 Equity	CN	CNH	0.01%
GOERTEK INC -A	002241 C2 Equity	CN	CNH	0.01%

DISCLAIMER

© Solactive AG, 2024. All rights reserved.


The information contained in this factsheet is impersonal, not tailored to the needs of any person, entity or group of persons and for informational purposes only. The information contained herein has been obtained from public sources believed to be reliable, but no representation or warranty, express or implied, is made that such information is accurate or complete and it should not be relied upon as such. The content is provided on an "as is" basis. Solactive AG accepts no responsibility or liability for any errors or for any loss from use of this factsheet or any of the information or data contained herein. In no event shall Solactive AG be liable to any party for any direct, indirect, incidental, exemplary, compensatory, punitive, special or consequential damages, costs, expenses, legal fees, or losses (including, without limitation, lost income or lost profits and opportunity costs) in connection with any use of the factsheets and its content even if advised of the possibility of such damages.

It is not possible to invest directly in an index. Exposure to assets represented by an index is available through investable financial instruments that seek to provide an investment return based on the performance of an index. A decision to invest in any such financial instrument should not be made in reliance on any of the statements set forth in this document. Prospective investors are advised to make an investment in any such financial instrument only after carefully considering the risks associated with investing in such financial instruments, as detailed in an offering memorandum or similar document that is prepared by or on behalf of the issuer of the financial instrument or vehicle.

The financial instruments are not sponsored, promoted, sold or supported in any other manner by Solactive AG nor does Solactive AG offer any express or implicit guarantee or assurance either with regard to the results of using the Index and/or Index trade mark or the Index level at any time or in any other respect. Solactive AG makes no assurance that financial instruments based on the index will accurately track index performance or provide positive investment returns. Solactive AG is not an investment adviser and nothing in this factsheet constitutes a recommendation by Solactive AG to invest capital in financial instruments nor does it in any way represent an assurance or opinion of Solactive AG with regard to any investment in a financial instrument. Inclusion of a security within an index is not a recommendation by Solactive AG to buy, sell, or hold such security, nor is it considered to be investment advice.

Past performance should not be considered as indication or guarantee of any future results. Charts and graphs are provided for illustrative purposes.

This info service is offered exclusively by Solactive AG, Platz der Einheit 1, D-60327 Frankfurt am Main|E-Mail: indexing@solactive.com

"Solactive", "Solactive GBS", "German Index Engineering" and the logo  are registered trademarks of Solactive AG.

The information in this document does not constitute tax, legal or investment advice. The factsheet is proprietary to Solactive AG. Its content may not be modified, reproduced, redistributed or stored in a retrieval system in whole or in part without the prior written consent of Solactive AG.