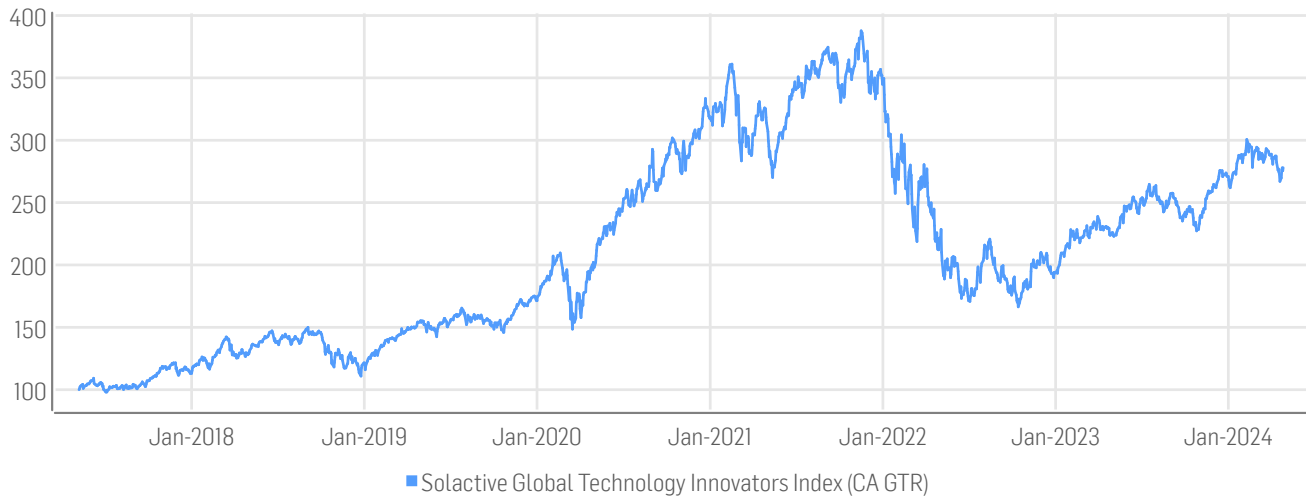


FACTSHEET - AS OF 26-Apr-2024

Solactive Global Technology Innovators Index (CA GTR)

HISTORICAL PERFORMANCE



CHARACTERISTICS

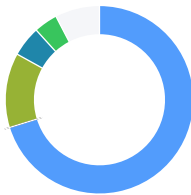
ISIN / WKN	DE000SLOED70 / SLOED7	Base Value / Base Date	100.0 Points / 08.05.2017
Bloomberg / Reuters	/ .SOLGTINT	Last Price	277.94
Index Calculator	Solactive AG	Dividends	Reinvested
Index Type	Total Return	Calculation	01:00 to 22:50 (CET), every 15 seconds
Index Currency	CAD	History	Available daily back to 08.05.2017
Index Members	98		

STATISTICS

CAD	30D	90D	180D	360D	YTD	Since Inception
Performance	-3.92%	-2.68%	21.75%	23.11%	2.56%	177.94%
Performance (p.a.)						15.80%
Volatility (p.a.)	18.82%	20.99%	18.24%	18.05%	19.84%	29.03%
High	289.29	300.64	300.64	300.64	300.64	387.78
Low	266.98	266.98	228.38	222.90	261.89	98.03
Max. Drawdown	-7.71%	-11.20%	-11.20%	-14.13%	-11.20%	-57.09%
VaR 95 \ 99				-29.0% \ -47.3%		-51.7% \ -79.4%
CVaR 95 \ 99				-39.9% \ -60.5%		-72.2% \ -105.1%

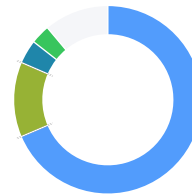
COMPOSITION BY CURRENCIES

- USD 70.2%
- CAD 12.8%
- EUR 5.2%
- JPY 4.1%
- Others 7.7%



COMPOSITION BY COUNTRIES

- US 68.6%
- CA 12.9%
- JP 4.1%
- NL 3.3%
- Others 11.1%



TOP COMPONENTS AS OF 26-Apr-2024

Company	Ticker	Country	Currency	Index Weight (%)
SERVICENOW INC	NOW UN Equity	US	USD	10.35%
PALO ALTO NETWORKS INC	PANW UW Equity	US	USD	7.31%
SHOPIFY INC	SHOP CT Equity	CA	CAD	6.67%
SYNOPSIS INC	SNPS UW Equity	US	USD	6.63%
CROWDSTRIKE HOLDINGS INC	CRWD UW Equity	US	USD	5.45%
ARISTA NETWORKS INC	ANET UN Equity	US	USD	5.41%
CONSTELLATION SOFTWARE INC	CSU CT Equity	CA	CAD	4.24%
WORKDAY INC	WDAY UW Equity	US	USD	4.18%
MICROCHIP TECHNOLOGY INC	MCHP UW Equity	US	USD	4.00%
FORTINET INC	FTNT UW Equity	US	USD	3.29%

DISCLAIMER

© Solactive AG, 2024. All rights reserved.

The information contained in this factsheet is impersonal, not tailored to the needs of any person, entity or group of persons and for informational purposes only. The information contained herein has been obtained from public sources believed to be reliable, but no representation or warranty, express or implied, is made that such information is accurate or complete and it should not be relied upon as such. The content is provided on an "as is" basis. Solactive AG accepts no responsibility or liability for any errors or for any loss from use of this factsheet or any of the information or data contained herein. In no event shall Solactive AG be liable to any party for any direct, indirect, incidental, exemplary, compensatory, punitive, special or consequential damages, costs, expenses, legal fees, or losses (including, without limitation, lost income or lost profits and opportunity costs) in connection with any use of the factsheets and its content even if advised of the possibility of such damages.

It is not possible to invest directly in an index. Exposure to assets represented by an index is available through investable financial instruments that seek to provide an investment return based on the performance of an index. A decision to invest in any such financial instrument should not be made in reliance on any of the statements set forth in this document. Prospective investors are advised to make an investment in any such financial instrument only after carefully considering the risks associated with investing in such financial instruments, as detailed in an offering memorandum or similar document that is prepared by or on behalf of the issuer of the financial instrument or vehicle.

The financial instruments are not sponsored, promoted, sold or supported in any other manner by Solactive AG nor does Solactive AG offer any express or implicit guarantee or assurance either with regard to the results of using the Index and/or Index trade mark or the Index level at any time or in any other respect. Solactive AG makes no assurance that financial instruments based on the index will accurately track index performance or provide positive investment returns. Solactive AG is not an investment adviser and nothing in this factsheet constitutes a recommendation by Solactive AG to invest capital in financial instruments nor does it in any way represent an assurance or opinion of Solactive AG with regard to any investment in a financial instrument. Inclusion of a security within an index is not a recommendation by Solactive AG to buy, sell, or hold such security, nor is it considered to be investment advice.

Past performance should not be considered as indication or guarantee of any future results. Charts and graphs are provided for illustrative purposes.

This info service is offered exclusively by Solactive AG, Platz der Einheit 1, D-60327 Frankfurt am Main|E-Mail: indexing@solactive.com

"Solactive", "Solactive GBS", "German Index Engineering" and the logo  are registered trademarks of Solactive AG.

The information in this document does not constitute tax, legal or investment advice. The factsheet is proprietary to Solactive AG. Its content may not be modified, reproduced, redistributed or stored in a retrieval system in whole or in part without the prior written consent of Solactive AG.