

# FACTSHEET – October 21, 2021

## Prime Real Estate Technology Index NTR

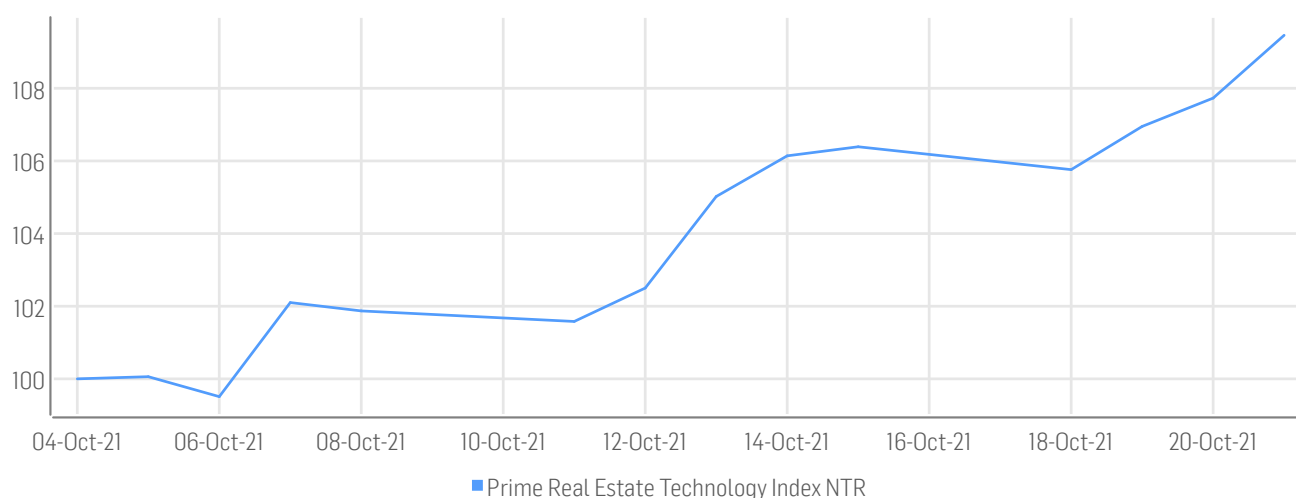
### DESCRIPTION

The global annual value of real estate transactions is currently measured in trillions of dollars. Although this industry has existed for many years, surprisingly, the process related to change in ownership has not kept pace with technological advancements of other industries. Brokerage, mortgage origination and underwriting, title, escrow, closing, and insurance, are all individually very large sub-industries, and highly dependent on manual or even in-person activity. Investors have taken notice and technology-oriented firms are looking to disrupt the industry through automation, but also by bypassing some of the traditional service providers. The Prime Real Estate Technology index is a benchmark for investors that are interested in this massive disruption opportunity.

Real estate technology companies include those engaged in the following business activities: A) companies that provide services, via the internet and internet-connected devices to the general public regarding: i) listing, advertising, and marketing properties for sale or rent, ii) providing real estate brokerage services, iii) providing property insurance, iv) providing or facilitating property loans, v) facilitating home improvement or repair services, or; B) Companies that provide software, data, or other technology services to real estate companies.

The index is calculated on a Price Return, Net Total Return, and Gross Total Return basis. The data included herein uses the Net Total Return of the index. Please visit [www.PrimeIndexes.com](http://www.PrimeIndexes.com) to learn more.

### HISTORICAL PERFORMANCE



# FACTSHEET – October 21, 2021

## Prime Real Estate Technology Index NTR

### CHARACTERISTICS

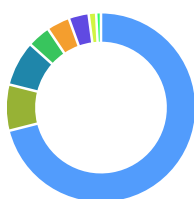
ISIN / WKN	DE000SL0D8F2 / SL0D8F	Base Value / Base Date	100 Points / 04.10.2021
Bloomberg / Reuters	PRETECHN Index / .PRETECHN	Last Price	109.46
Index Calculator	Solactive AG	Dividends	Reinvested
Index Type	Net Total Return	Calculation	9:00 am to 4:50 pm (EST), every 15 seconds
Index Currency	USD	History	Available daily back to 04.10.2021
Index Members	35		

### STATISTICS

	30D	90D	180D	360D	YTD	Since Inception
Performance	-	-	-	-	9.46%	9.46%
Performance (p.a.)	-	-	-	-	-	597.29%
Volatility (p.a.)	-	-	-	-	-	16.73%
High	-	-	-	-	109.46	109.46
Low	-	-	-	-	99.51	99.51
Sharpe Ratio	-	-	-	-	-	35.69
Max. Drawdown	-	-	-	-	-0.59%	-0.59%
VaR 95 \ 99				-9.4% \ -9.4%		-9.4% \ -9.4%
CVaR 95 \ 99				-		-

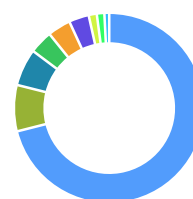
### COMPOSITION BY CURRENCIES

- USD 71.07%
- AUD 7.85%
- EUR 7.69%
- GBP 3.95%
- HKD 3.94%
- CAD 3.40%
- SEK 1.28%
- JPY 0.82%



### COMPOSITION BY COUNTRIES

- United States 71.07%
- Australia 7.85%
- Germany 6.32%
- United Kingdom 3.95%
- Cayman Islands 3.94%
- Canada 3.40%
- Italy 1.37%
- Sweden 1.28%
- Japan 0.82%



# FACTSHEET – October 21, 2021

## Prime Real Estate Technology Index NTR

### COMPONENTS AS OF 21-Oct-2021

Company	Ticker	Country	Currency	Index Weight (%)
KE HOLDINGS INC	BEKE UN Equity	US	USD	6.41%
OPENDOOR TECHNOLOGIES INC	OPEN UW Equity	US	USD	5.72%
COSTAR GROUP INC	CSGP UW Equity	US	USD	5.25%
ROCKET COS INC	RKT UN Equity	US	USD	5.06%
REA GROUP LTD	REA AH Equity	AU	AUD	4.98%
ZILLOW GROUP INC - A CLASS	ZG UW Equity	US	USD	4.98%
AIRBNB CL A ORD	ABNB UW Equity	US	USD	4.73%
EXP WORLD HOLDINGS INC	EXPI UQ Equity	US	USD	4.72%
BLACK KNIGHT INC	BKI UN Equity	US	USD	4.65%
RIGHTMOVE PLC	RMV LN Equity	GB	GBP	3.95%
MING YUAN CLOUD GROUP HOLDIN	909 HK Equity	KY	HKD	3.94%
SCOUT24 AG	G24 GY Equity	DE	EUR	3.91%
ANGI INC	ANGI UW Equity	US	USD	3.64%
REDFIN CORP	RDFN UW Equity	US	USD	3.47%
COMPASS INC - CLASS A	COMP UN Equity	US	USD	3.12%
MATTERPORT INC	MTTR UQ Equity	US	USD	3.05%
APPFOLIO INC - A	APPF UQ Equity	US	USD	2.92%
RADIAN GROUP INC	RDN UN Equity	US	USD	2.86%
LEMONADE INC	LMND UN Equity	US	USD	2.60%
HYPOPORT SE	HYQ GY Equity	DE	EUR	2.41%
TRICON RESIDENTIAL INC	TCN CT Equity	CA	CAD	1.88%
DOMAIN HOLDINGS AUSTRALIA PTY LTD	DHG AH Equity	AU	AUD	1.56%
HIPPO HOLDINGS INC	HIPO UN Equity	US	USD	1.56%
ALTUS GROUP LTD/CANADA	AIF CT Equity	CA	CAD	1.52%
SMARTRENT INC	SMRT UN Equity	US	USD	1.47%
GRUPPO MUTUIONLINE SPA	MOL IM Equity	IT	EUR	1.37%
PEXA GROUP LTD	PXA AH Equity	AU	AUD	1.31%
HEMNET GROUP AB	HEM SS Equity	SE	SEK	1.28%
LOANDEPOT INC	LDI UN Equity	US	USD	1.27%
DOMA HOLDINGS INC	DOMA UN Equity	US	USD	1.21%
OFFERPAD SOLUTIONS INC	OPAD UN Equity	US	USD	1.10%
PORCH GROUP INC	PRCH UR Equity	US	USD	1.05%
SRE HOLDINGS CORP	2980 JT Equity	JP	JPY	0.63%
FATHOM HOLDINGS INC	FTHM UR Equity	US	USD	0.23%
GATECHNOLOGIES CO LTD	3491 JT Equity	JP	JPY	0.19%



# FACTSHEET – October 21, 2021

## Prime Real Estate Technology Index NTR

For more information, please visit [www.PrimeIndexes.com](http://www.PrimeIndexes.com).

This index is owned by Level ETF Ventures LLC ("LEV"). All rights reserved. Prime Indexes and this index specifically are trademarks of LEV. Redistribution, reproduction and/or photocopying in whole or in part are prohibited without written permission. This document does not constitute an offer of services in jurisdictions where LEV or its respective affiliates do not have the necessary licenses. All information provided by LEV is impersonal and not tailored to the needs of any person, entity or group of persons. LEV receives compensation in connection with licensing its indexes to third parties. Past performance of an index is not a guarantee of future results.

LEV does not sponsor, endorse, sell, promote or manage any investment fund or other investment vehicle that is offered by third parties and that seeks to provide an investment return based on the performance of any index. These materials have been prepared solely for informational purposes based upon information generally available to the public and from sources believed to be reliable.

THE CONTENT IS PROVIDED ON AN "AS IS" BASIS, LEV DISCLAIMS ANY AND ALL EXPRESS OR IMPLIED WARRANTIES, INCLUDING, BUT NOT LIMITED TO, ANY WARRANTIES OF MERCHANTABILITY OR FITNESS FOR A PARTICULAR PURPOSE OR USE, FREEDOM FROM BUGS, SOFTWARE ERRORS OR DEFECTS, THAT THE CONTENT'S FUNCTIONING WILL BE UNINTERRUPTED OR THAT THE CONTENT WILL OPERATE WITH ANY SOFTWARE OR HARDWARE CONFIGURATION.

Please visit [www.PrimeIndexes.com](http://www.PrimeIndexes.com) for full disclaimers associated with the index and website.

