



INDEX OVERVIEW

THE IO DIGITAL INFRASTRUCTURE INDEX (BYTE) IS THE LEADING BENCHMARK FOR INVESTING IN THE GROWING, MODERN, HIGH TECH INFRASTRUCTURE INDUSTRY. IT IS A GLOBAL INDEX OF 40 CONSTITUENTS, SEEKING TO OPTIMIZE FOR A BALANCE OF GROWTH, SOUNDNESS, AND VALUE.

DIGITAL INFRASTRUCTURE ASSETS ARE THE PHYSICAL CONNECTIONS OF THE INTERNET: DATA CENTERS, FIBER AND FIXED-LINE CONNECTIVITY, AND MOBILE INFRASTRUCTURE SUCH AS TOWERS AND 5G DEPLOYMENTS.

WHY DIGITAL INFRASTRUCTURE?*

- GROW** Digital Infrastructure grows as our demand for data grows. Be it cloud, gaming, crypto, SaaS, or streaming, digital infra powers the experience.
- MOATED** Leading digital infrastructure assets exhibit long-term recurring revenue. Contracts are often multi-year and mission critical to customer operations.
- LARGE** The BYTE Universe has over \$1 trillion of market cap, serving many of the world's largest end-markets, including: software, social media, video, telco, crypto, government, and enterprise.

WHY THE BYTE INDEX?*

- INDEX** BYTE is comprised of 40 leading global digital infrastructure businesses.
- INVESTABLE** The BYTE ETF¹ is publicly traded on the NYSE and licenses the BYTE Index.
- GLOBAL** IO Digital Partners searches globally to curate a universe of leading, highly modern, mission-critical assets. The 40 stock Index includes companies from around the world and generally has substantial non-US exposure.

¹ BYTE ETF is the Roundhill IO Digital Infrastructure ETF, managed by Roundhill Investments. BYTE ETF licenses BYTE Index*. This is not an offer to buy the BYTE ETF. All investors should consult a financial advisor prior to any investment. **All investing involves risk of loss.**

INDEX CHARACTERISTICS

| | |
|---------------------|--------------|
| Index Ticker (TR) | BYTE |
| Index Ticker (PR) | BYTEPR |
| Launch Date | 10/1/2021 |
| Rebalance Frequency | Semiannually |
| # of Holdings | 40 |




GEOGRAPHIC BREAKDOWN

| | |
|---------------|--------|
| United States | 61.97% |
| Developed | 21.48% |
| Emerging | 16.55% |

TOP 10 POSITIONS - 9/30/2022

| | |
|----------------------------|-------|
| COGECO COMMUNICATIONS INC | 7.49% |
| COMCAST CORPORATION | 6.64% |
| CHARTER COMMUNICATIONS INC | 6.45% |
| AMERICAN TOWER CORP | 6.07% |
| CELLNEX TELECOM SA | 6.02% |
| LUMEN TECHNOLOGIES INC | 4.50% |
| GOGO INC | 4.36% |
| CHINA TOWER CORP LTD | 4.32% |
| CABLE ONE INC | 4.31% |
| EQUINIX INC | 3.73% |

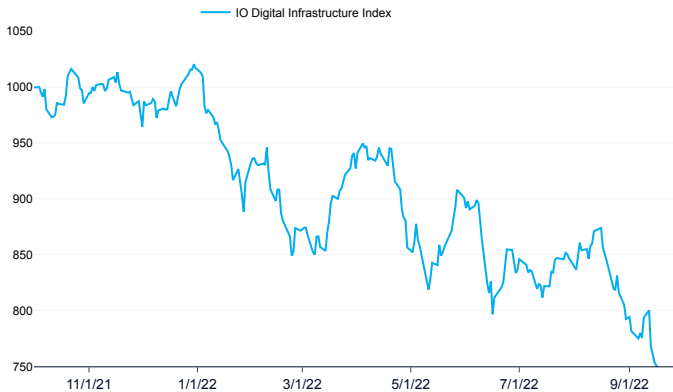
DIGITAL INFRASTRUCTURE ASSETS

| | |
|--|--|
|  | Fiber and other fixed-line assets |
|  | Data centers and interconnection |
|  | Mobile infrastructure (cell towers, DAS, 4G, 5G, edge, etc.) |

* The material provided above is for information purposes only. All statements and forecasts are subject to significant business, economic, and competitive uncertainties as well as subjective judgement. Accordingly, there can be no assurance that such statements, estimates, projections, and judgements are accurate or will be realized. No representations are made as to the accuracy or completeness of such statements and forecasts. The statements and forecasts are not indicative of future investment performance. The IO Digital Infrastructure Index (the "BYTE Index" or the "Index") is unmanaged and is not available for direct investment. Index characteristics and allocations are subject to change at any time. **ALL INVESTING INVOLVES RISK OF LOSS.**



HISTORICAL PERFORMANCE*



INDEX PERFORMANCE*

Index Returns as of 9/30/2022

| | |
|-----------------|---------|
| 3M | -22.63% |
| YTD | -36.37% |
| 1Y | NA |
| 1Y Volatility | NA |
| Since Inception | -35.26% |

THEMATIC RELEVANCE BREAKDOWN

| | |
|---------------------|--------|
| Fiber & Fixed Line | 54.79% |
| Towers | 26.20% |
| Data Centers | 12.14% |
| Diversified & Other | 6.88% |



MARKET CAPITALIZATION BREAKDOWN

| | |
|--------------------|--------|
| Large Cap (>\$10B) | 37.10% |
| Mid Cap (\$2-10B) | 31.22% |
| Small Cap (<\$2B) | 31.68% |



DISCLAIMER

The material provided above is for information purposes only. All statements and forecasts are subject to significant business, economic, and competitive uncertainties as well as subjective judgement. Accordingly, there can no assurance that such statements, estimates, projections, and judgements are accurate or will be realized. No representations are made as to the accuracy or completeness of such statements and forecasts. The statements and forecasts are not indicative of future investment performance. The IO Digital Infrastructure Index (the "BYTE Index" or the "Index") is unmanaged and is not available for direct investment. Index characteristics and allocations are subject to change at any time. **ALL INVESTING INVOLVES RISK OF LOSS.**