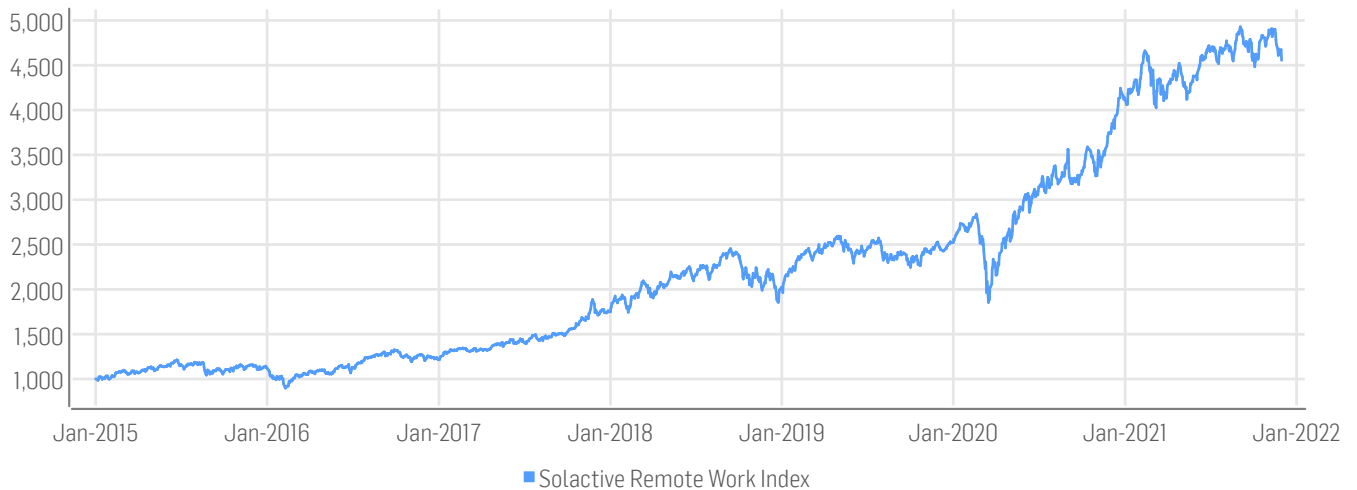


# FACTSHEET - AS OF 30-Nov-2021

## Solactive Remote Work Index

### HISTORICAL PERFORMANCE



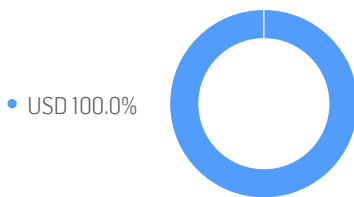
### CHARACTERISTICS

ISIN / WKN	DE000SLOAZ11 / SLOAZ1	Base Value / Base Date	1000 Points / 07.03.2008
Bloomberg / Reuters	SLOAZ1 Index / .SOLWFHT	Last Price	4554.69
Index Calculator	Solactive AG	Dividends	Reinvested
Index Type	Total Return	Calculation	09:00am to 10:30pm (CET), every 60 seconds
Index Currency	USD	History	Available daily back to 07.03.2008
Index Members	42		

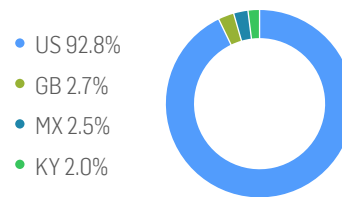
## STATISTICS

	30D	90D	180D	360D	YTD	Since Inception
Performance	-4.70%	-6.14%	5.05%	18.28%	10.16%	355.47%
Performance (p.a.)	-	-	-	-	-	24.52%
Volatility (p.a.)	19.01%	18.49%	16.23%	20.34%	20.27%	23.16%
High	4907.78	4929.33	4929.33	4929.33	4929.33	4929.33
Low	4554.69	4482.94	4335.84	3794.21	4024.96	898.22
Sharpe Ratio	-2.34	-1.24	0.63	0.89	0.53	1.04
Max. Drawdown	-7.19%	-9.06%	-9.06%	-13.64%	-13.64%	-34.73%
VaR 95 \ 99				-32.8% \ -52.1%		-38.5% \ -67.7%
CVaR 95 \ 99				-50.4% \ -65.9%		-58.1% \ -94.9%

## COMPOSITION BY CURRENCIES



## COMPOSITION BY COUNTRIES



## TOP COMPONENTS AS OF 30-Nov-2021

Company	Ticker	Country	Currency	Index Weight (%)
VONAGE HOLDINGS CORP	VG UW Equity	US	USD	3.86%
ZSCALER INC	ZS UW Equity	US	USD	3.37%
PALO ALTO NETWORKS INC	PANW UW Equity	US	USD	3.19%
MARVELL TECHNOLOGY INC	MRVL UW Equity	US	USD	3.15%
BROADCOM INC	AVGO UW Equity	US	USD	3.02%
MICROSOFT CORP	MSFT UW Equity	US	USD	2.94%
FORTINET INC	FTNT UW Equity	US	USD	2.89%
PROGRESS SOFTWARE CORP	PRGS UW Equity	US	USD	2.79%
ATLASSIAN CORPORATION PLC	TEAM UW Equity	GB	USD	2.72%
ORACLE CORP	ORCL UN Equity	US	USD	2.71%
AMAZON.COM INC	AMZN UW Equity	US	USD	2.71%
ADOBE INC	ADBE UW Equity	US	USD	2.70%
WORKDAY INC	WDAY UW Equity	US	USD	2.70%
NETAPP INC	NTAP UW Equity	US	USD	2.68%
ALPHABET INC-CL A	GOOGL UW Equity	US	USD	2.63%
AVAYA HOLDINGS CORP	AVYA UN Equity	US	USD	2.52%

FACTSHEET - AS OF 30-Nov-2021  
Solactive Remote Work Index

Company	Ticker	Country	Currency	Index Weight (%)
CISCO SYSTEMS INC	CSCO UW Equity	US	USD	2.50%
MANDIANT INC	MNDT UW Equity	US	USD	2.50%
AMERICA MOVIL SAB DE CV - L SERIES ADR	AMX UN Equity	MX	USD	2.48%
PING IDENTITY HOLDING CORP	PING UN Equity	US	USD	2.44%
BOX INC	BOX UN Equity	US	USD	2.42%
NUTANIX INC	NTNX UW Equity	US	USD	2.42%
8X8 INC	EGHT UN Equity	US	USD	2.29%
META PLATFORMS INC	FB UW Equity	US	USD	2.28%
PLANTRONICS INC	POLY UN Equity	US	USD	2.27%
INTERNATIONAL BUSINESS MACHINES CORP	IBM UN Equity	US	USD	2.26%
DOCUSIGN INC	DOCU UW Equity	US	USD	2.23%
RINGCENTRAL INC	RNG UN Equity	US	USD	2.22%
ZIFF DAVIS INC	ZD UW Equity	US	USD	2.22%
XEROX HOLDING CORP	XRX UW Equity	US	USD	2.21%
OKTA INC	OKTA UW Equity	US	USD	2.19%
CROWDSTRIKE HOLDINGS INC	CRWD UW Equity	US	USD	2.16%
INTRUSION INC	INTZ UR Equity	US	USD	2.15%
TWILIO INC	TWLO UN Equity	US	USD	2.14%
VMWARE INC-CLASS A	VMW UN Equity	US	USD	2.14%
SMARTSHEET INC	SMAR UN Equity	US	USD	2.11%
INSEEGO CORP	INSG UW Equity	US	USD	2.06%
ALIBABA GROUP HOLDING-SP ADR	BABA UN Equity	KY	USD	1.98%
ZOOM VIDEO COMMUNICATIONS INC	ZM UW Equity	US	USD	1.95%
UPLAND SOFTWARE INC	UPLD UQ Equity	US	USD	1.33%
CONSENSUS CLD ORD	CCSI UW Equity	US	USD	0.41%
KYNDRYL HOLDINGS INC	KD UN Equity	US	USD	0.06%

## DISCLAIMER

© Solactive AG, 2021. All rights reserved.

The information contained in this factsheet is impersonal, not tailored to the needs of any person, entity or group of persons and for informational purposes only. The information contained herein has been obtained from public sources believed to be reliable, but no representation or warranty, express or implied, is made that such information is accurate or complete and it should not be relied upon as such. The content is provided on an "as is" basis. Solactive AG accepts no responsibility or liability for any errors or for any loss from use of this factsheet or any of the information or data contained herein. In no event shall Solactive AG be liable to any party for any direct, indirect, incidental, exemplary, compensatory, punitive, special or consequential damages, costs, expenses, legal fees, or losses (including, without limitation, lost income or lost profits and opportunity costs) in connection with any use of the factsheets and its content even if advised of the possibility of such damages.

It is not possible to invest directly in an index. Exposure to assets represented by an index is available through investable financial instruments that seek to provide an investment return based on the performance of an index. A decision to invest in any such financial instrument should not be made in reliance on any of the statements set forth in this document. Prospective investors are advised to make an investment in any such financial instrument only after carefully considering the risks associated with investing in such financial instruments, as detailed in an offering memorandum or similar document that is prepared by or on behalf of the issuer of the financial instrument or vehicle.

The financial instruments are not sponsored, promoted, sold or supported in any other manner by Solactive AG nor does Solactive AG offer any express or implicit guarantee or assurance either with regard to the results of using the Index and/or Index trade mark or the Index level at any time or in any other respect. Solactive AG makes no assurance that financial instruments based on the index will accurately track index performance or provide positive investment returns. Solactive AG is not an investment adviser and nothing in this factsheet constitutes a recommendation by Solactive AG to invest capital in financial instruments nor does it in any way represent an assurance or opinion of Solactive AG with regard to any investment in a financial instrument. Inclusion of a security within an index is not a recommendation by Solactive AG to buy, sell, or hold such security, nor is it considered to be investment advice.

Past performance should not be considered as indication or guarantee of any future results. Charts and graphs are provided for illustrative purposes.

This info service is offered exclusively by Solactive AG, Platz der Einheit 1, D-60327 Frankfurt am Main|E-Mail: [indexing@solactive.com](mailto:indexing@solactive.com)

"Solactive", "Solactive GBS", "German Index Engineering" and the logo  are registered trademarks of Solactive AG.

The information in this document does not constitute tax, legal or investment advice. The factsheet is proprietary to Solactive AG. Its content may not be modified, reproduced, redistributed or stored in a retrieval system in whole or in part without the prior written consent of Solactive AG.