

FACTSHEET – September 17, 2020

Dan Ives Global Cloud Technology Prime Index (GTR)

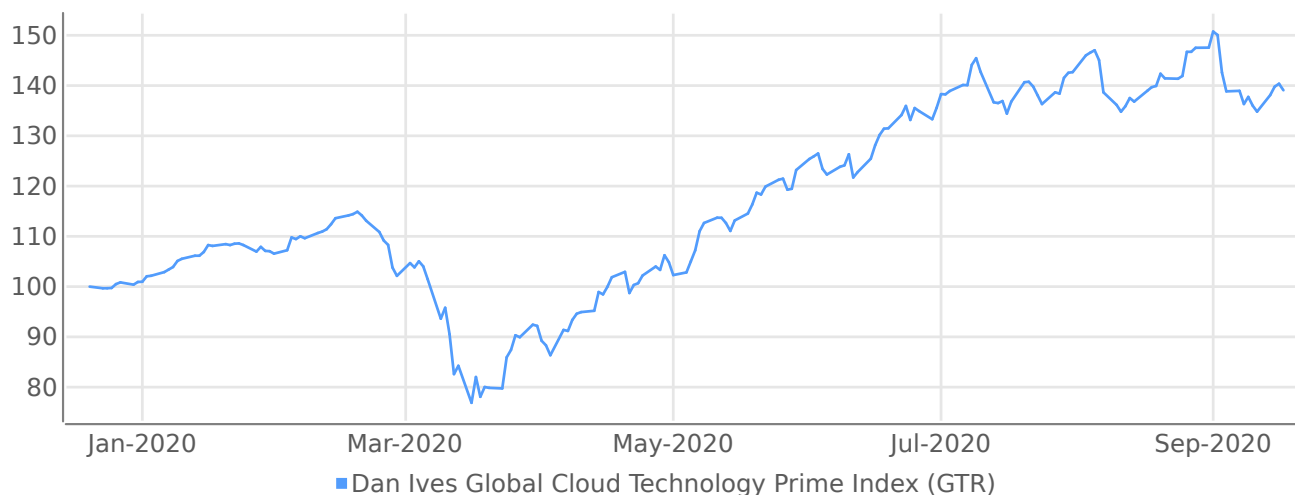
DESCRIPTION

The Internet revolution began over two decades ago, but its impact on business continues to grow. The computing power needed to launch and scale a growing business once depended on purchasing and maintaining servers, updating applications, and decommissioning equipment on a continuous basis. Even though data storage, equipment, and many applications have been commoditized, companies still spent a considerable amount of time, effort and expense maintaining those operations. Cloud Technology has changed the business landscape forever, as on-demand availability of computing resources has allowed businesses to distribute their services, share data storage resources, and share processing power via the Internet. Cloud Technology has also helped consumers become more mobile, as they can move seamlessly across any of their devices while maintaining access to the same information and applications.

The Dan Ives Global Cloud Technology Prime Index was designed to measure the performance of companies that are engaged in Cloud Focused Business, which is defined as: i) providing infrastructure, equipment, connectivity, data back-up and storage services, and data center management for enterprise-based software applications, or ii) providing cloud-based software platforms that enable businesses to move data and software applications onto the cloud - cloud-enabling Software as a Service (SaaS) technologies. The companies engaged in Cloud Focused Business are known collectively as Cloud Technology Companies.

The index is calculated on a Price Return, Net Total Return, and Gross Total Return basis. The data included herein uses the Gross Total Return version of the index.

HISTORICAL PERFORMANCE



FACTSHEET – September 17, 2020

Dan Ives Global Cloud Technology Prime Index (GTR)

CHARACTERISTICS

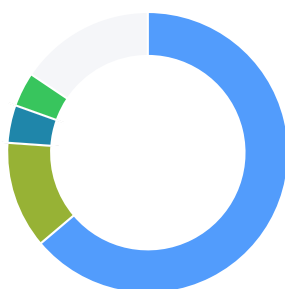
ISIN / WKN	DE000SLOAKK2 / SLOAKK	Base Value / Base Date	100 Points / 20.12.2019
Bloomberg / Reuters	PCLLOUD Index / .PCLLOUD	Last Price	139.07
Index Calculator	Solactive AG	Dividends	Reinvested
Index Type	Total Return	Calculation	01:00 am to 22:50 pm (CEST), every 15 seconds
Index Currency		History	Available daily back to 20.12.2019
Index Members	55		

STATISTICS

	30D	90D	180D	360D	YTD	Since Inception
Performance	-0.44%	5.76%	74.14%	-	37.79%	39.07%
Performance (p.a.)	-	-	-	-	-	55.72%
Volatility (p.a.)	28.02%	27.01%	29.95%	-	34.51%	33.99%
High	150.75	150.75	150.75	-	150.75	150.75
Low	134.81	131.50	79.74	-	76.88	76.88
Sharpe Ratio	-0.19	0.94	6.95	-	1.64	1.64
Max. Drawdown	-10.57%	-10.57%	-10.57%	-	-33.09%	-33.09%
VaR 95 \ 99				-66.3% \ -145.2%		-66.3% \ -145.2%
CVaR 95 \ 99				-97.4% \ -145.3%		-97.4% \ -145.3%

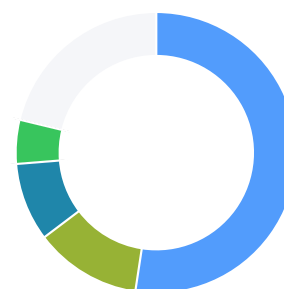
Composition by Currencies

- USD 63.8%
- JPY 12.3%
- ILS 4.3%
- CAD 4.0%
- Others 15.6%



Composition by Countries

- US 52.4%
- JP 12.3%
- KY 9.0%
- NL 5.1%
- Others 21.2%




FACTSHEET – September 17, 2020

Dan Ives Global Cloud Technology Prime Index (GTR)

COMPONENTS AS OF 17-Sep-2020


Company	Ticker	Country	Currency	Index Weight (%)
KINGSOFT CLOUD HOLDINGS LTD	KC UW Equity	US	USD	5.50%
ELASTIC NV	ESTC UN Equity	NL	USD	5.06%
GDS HOLDINGS LTD	GDS UQ Equity	KY	USD	4.74%
NICE LTD	NICE IT Equity	IL	ILS	4.34%
ITOCU TECHNO SOLUTIONS CORP ORD	4739 JT Equity	JP	JPY	4.22%
OPEN TEXT CORP	OTEX CT Equity	CA	CAD	3.95%
SCSK (SUMISHO COMPUTER SYS) ORD	9719 JT Equity	JP	JPY	3.88%
SINCH AB	SINCH SS Equity	SE	SEK	3.45%
DATADOG INC	DDOG UW Equity	US	USD	3.35%
COUPA SOFTWARE INC	COUP UW Equity	US	USD	3.28%
MONGODB INC	MDB UQ Equity	US	USD	3.09%
CLOUDFLARE INC - CLASS A	NET UN Equity	US	USD	2.88%
ZENDESK INC	ZEN UN Equity	US	USD	2.86%
SOFTWARE AG	SOW GY Equity	DE	EUR	2.56%
NEXTDC LTD	NXT AT Equity	AU	AUD	2.56%
KEPPEL DC REIT	KDCREIT SP Equity	SG	SGD	2.52%
NETAPP INC	NTAP UW Equity	US	USD	2.51%
CYRUSONE INC	CONE UW Equity	US	USD	2.27%
FASTLY INC - CLASS A	FSLY UN Equity	US	USD	2.23%
DROPBOX INC	DBX UW Equity	US	USD	2.11%
ANAPLAN INC	PLAN UN Equity	US	USD	2.08%
NS SOLUTIONS CORP	2327 JT Equity	JP	JPY	1.91%
ALTERYX INC	AYX UN Equity	US	USD	1.85%
21VIANET GROUP INC	VNET UW Equity	KY	USD	1.62%
SOLARWINDS CORP	SWI UN Equity	US	USD	1.59%
SMARTSHEET INC	SMAR UN Equity	US	USD	1.39%
CHINASOFT INTERNATIONAL LTD	354 HK Equity	KY	HKD	1.38%
APPFOLIO INC - A	APPF UQ Equity	US	USD	1.30%
SUNEVISION HOLDINGS	1686 HK Equity	KY	HKD	1.27%
CORESITE REALTY CORP	COR UN Equity	US	USD	1.19%
NUTANIX INC	NTNX UW Equity	US	USD	1.18%
MEGAPORT LTD	MP1 AT Equity	AU	AUD	1.13%
EVERBRIDGE INC	EVBG UQ Equity	US	USD	1.12%
CYBOZU INC	4776 JT Equity	JP	JPY	1.11%
APPIAN CORP	APPN UQ Equity	US	USD	1.05%
PURE STORAGE INC - CLASS A	PSTG UN Equity	US	USD	1.03%
QTS REALTY TRUST INC-CL A	QTS UN Equity	US	USD	1.00%
SWITCH INC	SWCH UN Equity	US	USD	0.98%
NEW RELIC INC	NEWR UN Equity	US	USD	0.88%
CLOUDERA INC	CLDR UN Equity	US	USD	0.83%
BLACKBAUD INC	BLKB UW Equity	US	USD	0.73%



FACTSHEET – September 17, 2020

Dan Ives Global Cloud Technology Prime Index (GTR)

Company	Ticker	Country	Currency	Index Weight (%)
BOX INC	BOX UN Equity	US	USD	0.72%
TERADATA CORP	TDC UN Equity	US	USD	0.63%
TECHMATRIX CORPORATION	3762 JT Equity	JP	JPY	0.63%
HENNGE KK	4475 JT Equity	JP	JPY	0.55%
PAGERDUTY INC	PD UN Equity	US	USD	0.50%
COMMVault SYSTEMS INC	CVLT UW Equity	US	USD	0.49%
SONDA SA	SONDA CC Equity	CL	CLP	0.46%
MICROSTRATEGY INC-CL A	MSTR UW Equity	US	USD	0.42%
8X8 INC	EGHT UN Equity	US	USD	0.41%
DOMO INC - CLASS B	DOMO UQ Equity	US	USD	0.28%
INSEEGO CORP	INSG UW Equity	US	USD	0.27%
KINX INC	093320 KQ Equity	KR	KRW	0.25%
UNISYS CORP	UIS UN Equity	US	USD	0.19%
LIMELIGHT NETWORKS INC	LLNW UW Equity	US	USD	0.18%





FACTSHEET – September 17, 2020

Dan Ives Global Cloud Technology Prime Index (GTR)

For more information, please visit www.PrimelIndexes.com.

This index is owned by Level ETF Ventures LLC ("LEV"). All rights reserved. Prime Indexes and this index specifically are trademarks of LEV. Redistribution, reproduction and/or photocopying in whole or in part are prohibited without written permission. This document does not constitute an offer of services in jurisdictions where LEV or its respective affiliates do not have the necessary licenses. All information provided by LEV is impersonal and not tailored to the needs of any person, entity or group of persons. LEV receives compensation in connection with licensing its indexes to third parties. Past performance of an index is not a guarantee of future results.

LEV does not sponsor, endorse, sell, promote or manage any investment fund or other investment vehicle that is offered by third parties and that seeks to provide an investment return based on the performance of any index. These materials have been prepared solely for informational purposes based upon information generally available to the public and from sources believed to be reliable.

THE CONTENT IS PROVIDED ON AN "AS IS" BASIS, LEV DISCLAIMS ANY AND ALL EXPRESS OR IMPLIED WARRANTIES, INCLUDING, BUT NOT LIMITED TO, ANY WARRANTIES OF MERCHANTABILITY OR FITNESS FOR A PARTICULAR PURPOSE OR USE, FREEDOM FROM BUGS, SOFTWARE ERRORS OR DEFECTS, THAT THE CONTENT'S FUNCTIONING WILL BE UNINTERRUPTED OR THAT THE CONTENT WILL OPERATE WITH ANY SOFTWARE OR HARDWARE CONFIGURATION.

Please visit www.PrimelIndexes.com for full disclaimers associated with the index and website.

www.PrimelIndexes.com

