

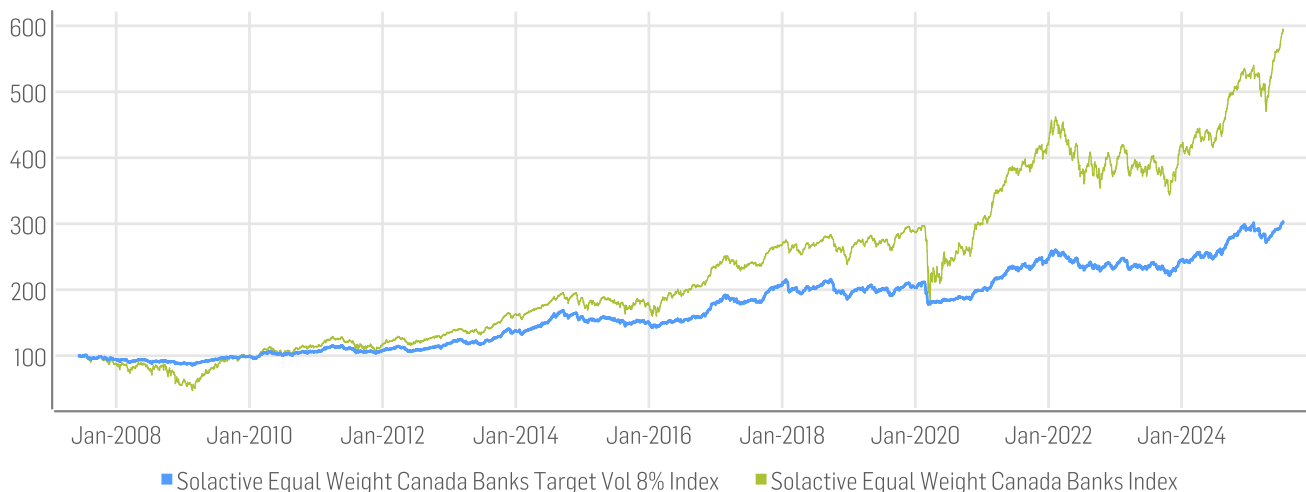
# FACTSHEET - AS OF 11-Jul-2025

## Solactive Equal Weight Canada Banks Target Vol 8% Index

### DESCRIPTION

The Solactive Equal Weight Canada Banks Target Vol 8% Index is a CAD (the "Index Currency") denominated index. The INDEX takes a variable exposure to the Underlying Index with the aim to achieve an annualized volatility of less than or equal to 8%. In times of high volatility, the exposure to the UNDERLYING INDEX will be decreased and the exposure to the cash component will be increased. Conversely, the exposure to the UNDERLYING INDEX is increased in times of low volatility and the exposure to the cash component is decreased. Volatility is calculated by applying exponential weightings to historical returns, thereby giving more weights to recent observations. The INDEX therefore notionally invests in the UNDERLYING INDEX and a hypothetical money market position at the Canadian Overnight Repo Rate Average. The INDEX does allow leverage up to 150% and is calculated as a total return index.

### HISTORICAL PERFORMANCE



### CHARACTERISTICS

ISIN / WKN	DE000SLOA659 / SLOA65	Base Value / Base Date	100 Points / 11.06.2007
Bloomberg / Reuters	SOCBTV8 Index / .SOCBTV8	Last Price	301.98
Index Calculator	Solactive AG	Dividends	Reinvested
Index Type	Total Return	Calculation	02:00pm to 10:53pm (CET), every 60 seconds
Index Currency	CAD	History	Available daily back to 11.06.2007
Index Members	6		

FACTSHEET - AS OF 11-Jul-2025  
Solactive Equal Weight Canada Banks Target Vol 8% Index

## STATISTICS

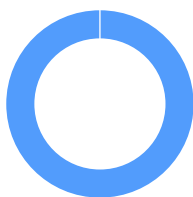
CAD	1Y	3Y	5Y	10Y	YTD	Since Inception
Performance	18.19%	28.22%	63.88%	97.15%	3.30%	201.98%
Performance (p.a.)	18.20%	8.64%	10.39%	7.02%		6.30%
Volatility (p.a.)	7.98%	7.89%	7.75%	8.11%	8.79%	8.04%
High	303.16	303.16	303.16	303.16	303.16	303.16
Low	253.40	221.55	184.49	142.37	271.41	85.43
Max. Drawdown	-9.99%	-10.66%	-15.00%	-17.65%	-9.99%	-17.65%
VaR 95 \ 99	-13.9% \ -32.1%	-13.1% \ -21.7%	-12.8% \ -21.7%	-13.4% \ -23.8%		-12.9% \ -23.4%
CVaR 95 \ 99	-22.3% \ -37.1%	-19.5% \ -30.3%	-18.9% \ -28.9%	-20.6% \ -33.3%		-19.5% \ -30.7%

## STATISTICS - Solactive Equal Weight Canada Banks Index

CAD	1Y	3Y	5Y	10Y	YTD	Since Inception
Performance	35.39%	55.52%	144.83%	229.74%	12.82%	491.75%
Performance (p.a.)	35.42%	15.85%	19.61%	12.67%		10.33%
Volatility (p.a.)	11.80%	13.68%	13.56%	17.58%	14.02%	19.95%
High	603.95	603.95	603.95	603.95	603.95	603.95
Low	439.10	348.73	246.91	162.53	477.29	48.04
Max. Drawdown	-12.94%	-18.17%	-25.63%	-39.63%	-12.94%	-53.13%
VaR 95 \ 99	-18.5% \ -39.8%	-23.5% \ -38.8%	-23.2% \ -37.8%	-23.8% \ -43.1%		-28.0% \ -55.2%
CVaR 95 \ 99	-31.7% \ -51.6%	-32.8% \ -46.6%	-32.1% \ -45.1%	-40.6% \ -79.4%		-47.1% \ -87.9%

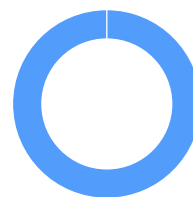
## COMPOSITION BY CURRENCIES

• CAD 100.0%



## COMPOSITION BY COUNTRIES

• CA 100.0%



FACTSHEET - AS OF 11-Jul-2025  
Solactive Equal Weight Canada Banks Target Vol 8% Index

**TOP COMPONENTS AS OF 11-Jul-2025**

Company	Ticker	Country	Currency	Index Weight (%)
Money Market Position				28.93%
CANADIAN IMPERIAL BANK OF COMMERCE	CM CT Equity	CA	CAD	12.65%
NATIONAL BANK OF CANADA	NA CT Equity	CA	CAD	12.29%
TORONTO-DOMINION BANK	TD CT Equity	CA	CAD	12.14%
ROYAL BANK OF CANADA	RY CT Equity	CA	CAD	11.51%
BANK OF MONTREAL	BMO CT Equity	CA	CAD	11.42%
BANK OF NOVA SCOTIA	BNS CT Equity	CA	CAD	11.07%

**DISCLAIMER**

© Solactive AG, 2025. All rights reserved.


The information contained in this factsheet is impersonal, not tailored to the needs of any person, entity or group of persons and for informational purposes only. The information contained herein has been obtained from public sources believed to be reliable, but no representation or warranty, express or implied, is made that such information is accurate or complete and it should not be relied upon as such. The content is provided on an "as is" basis. Solactive AG accepts no responsibility or liability for any errors or for any loss from use of this factsheet or any of the information or data contained herein. In no event shall Solactive AG be liable to any party for any direct, indirect, incidental, exemplary, compensatory, punitive, special or consequential damages, costs, expenses, legal fees, or losses (including, without limitation, lost income or lost profits and opportunity costs) in connection with any use of the factsheets and its content even if advised of the possibility of such damages.

It is not possible to invest directly in an index. Exposure to assets represented by an index is available through investable financial instruments that seek to provide an investment return based on the performance of an index. A decision to invest in any such financial instrument should not be made in reliance on any of the statements set forth in this document. Prospective investors are advised to make an investment in any such financial instrument only after carefully considering the risks associated with investing in such financial instruments, as detailed in an offering memorandum or similar document that is prepared by or on behalf of the issuer of the financial instrument or vehicle.

The financial instruments are not sponsored, promoted, sold or supported in any other manner by Solactive AG nor does Solactive AG offer any express or implicit guarantee or assurance either with regard to the results of using the Index and/or Index trade mark or the Index level at any time or in any other respect. Solactive AG makes no assurance that financial instruments based on the index will accurately track index performance or provide positive investment returns. Solactive AG is not an investment adviser and nothing in this factsheet constitutes a recommendation by Solactive AG to invest capital in financial instruments nor does it in any way represent an assurance or opinion of Solactive AG with regard to any investment in a financial instrument. Inclusion of a security within an index is not a recommendation by Solactive AG to buy, sell, or hold such security, nor is it considered to be investment advice.

Past performance should not be considered as indication or guarantee of any future results. Charts and graphs are provided for illustrative purposes.

This info service is offered exclusively by Solactive AG, Platz der Einheit 1, D-60327 Frankfurt am Main | E-Mail: [indexing@solactive.com](mailto:indexing@solactive.com)

"Solactive", "Solactive GBS", "German Index Engineering" and the logo  are registered trademarks of Solactive AG.

The information in this document does not constitute tax, legal or investment advice. The factsheet is proprietary to Solactive AG. Its content may not be modified, reproduced, redistributed or stored in a retrieval system in whole or in part without the prior written consent of Solactive AG.