



# Arabesque Systematic Index (EUR)

DE000SLA1V31

AISYG1EU Index

43 Grosvenor Street  
London W1K 3HL  
info@arabesque.com

Zeppelinallee 15  
60325 Frankfurt  
www.arabesque.com

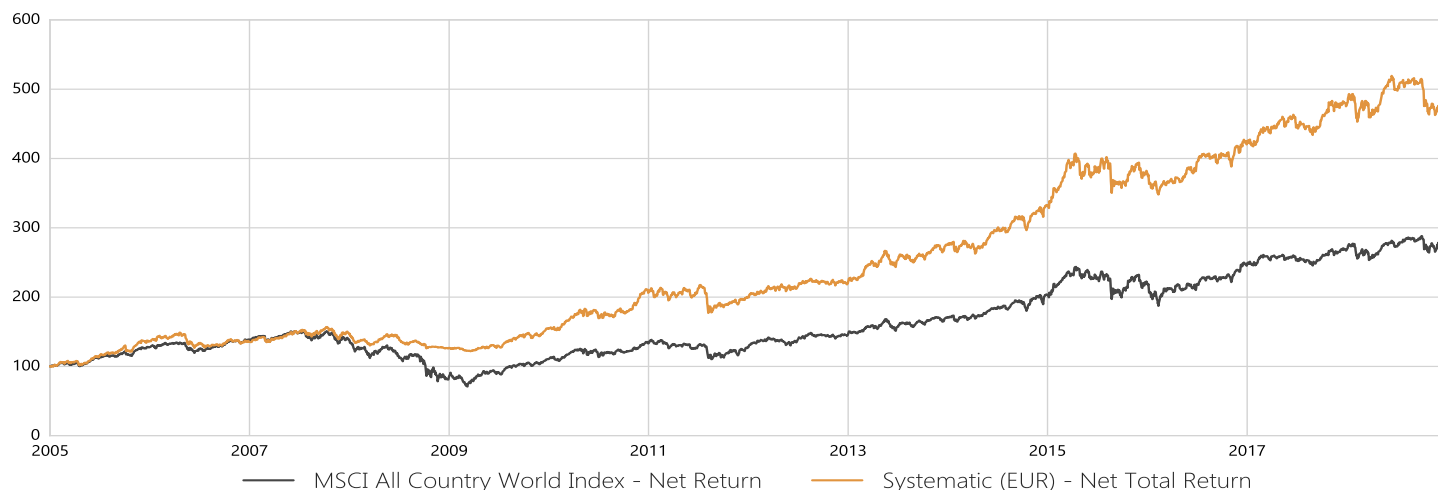
## Index Methodology

The Arabesque Systematic Index (EUR) is an index of Arabesque Asset Management Ltd. and is calculated by Solactive AG ("Index Administrator" and "Index Calculator"). Arabesque follows a quantitative investment approach that integrates sustainability data with financial analysis.

Arabesque Systematic Index is a balanced global equity strategy that combines sustainability values with a fundamental and quantitative stock selection process. The Index's sustainable equity universe consists of around 3,000 stocks that have passed a rules-based screening process. The portfolio of ca. 200 stocks is constructed using a quantitative trend following model. The Index provides risk-controlled equity upside by dynamically allocating into stocks from the sustainable equity universe and cash. The Index aims to limit maximum drawdowns to less than 25%.

## Performance

(net of fees, data contains historical backtest performance)

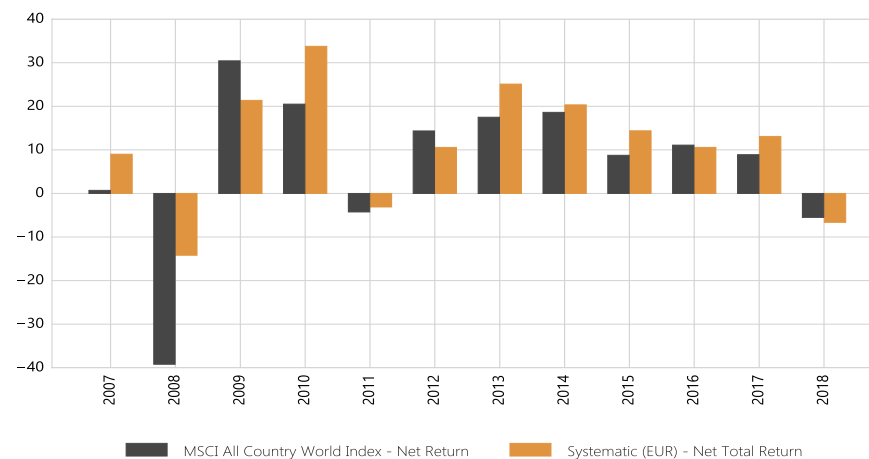


## Versions and Symbols

Arabesque Systematic	ISIN	Bloomberg
EUR - Net Total Return	DE000SLA1V31	AISYG1EU Index

## Annual Performance (%)

(net of fees, data contains historical backtest performance)



## Quick Facts

Index Launch	19. April 2016
Index Calculator	Solactive AG
Index Base Date	31. December 2004
Index Base Value	100
Index Sponsor	Arabesque Asset Management Ltd.

## Performance Statistics

(net of fees, data contains historical backtest performance)

Period	1 Month	3 Month	6 Month	12 Month	YTD	3 years	5 years	Since Base Date
Systematic (EUR) - Net Total Return	-6.39%	-13.67%	-11.06%	-6.63%	-6.63%	16.76%	60.69%	343.70%
MSCI All Country World Index - Net Return	-8.56%	-11.96%	-7.71%	-5.50%	-5.50%	14.32%	47.48%	152.29%

## Risk Indicators

(net of fees, data contains historical backtest performance)

	Return (p.a.)	Volatility (p.a.)	Beta	Sharpe Ratio	Correlation	Information Ratio	Max. Drawdown	Max. Drawdown Start Date	Max. Drawdown End Date
Systematic (EUR) - Net Total Return	11.23%	10.92%	0.71	0.91	0.81	0.60	-22.39%	Oct 2007	Feb 2010
MSCI All Country World Index - Net Return	6.83%	12.56%		0.44			-53.06%	Jun 2007	Feb 2013



## Selection Process

- The Arabesque sustainable equity universe has approximately 3,000 stocks screened via a multi-stage selection process based on Arabesque S-Ray®.
- Arabesque S-Ray® is designed to streamline vast amounts of ESG data, and can be used in three unique ways to evaluate companies: (1) GC Score: an assessment of each company based on the normative principles of the United Nations Global Compact. (2) ESG Score: a sector specific analysis of each company's performance on material ESG issues. (3) Preferences Filter: an optional process to examine business involvements against individual investor values.
- From the Arabesque sustainable equity universe, a quantitative investment model selects equities that have been trending upwards. The weight of each stock in the portfolio is approximately 1%. An active risk management process is used to dynamically allocate between equities and cash.

## Opportunities

- Potential of high risk-adjusted returns.
- Exposure to stocks that have been screened for their environmental and social impact as well as their governance practices.

## Risks

- Exposure to market-related price fluctuations and losses.
- Exchange rate risks in the equity and cash holdings.
- The value of the strategy shares may fall below the price at which the investor acquired the shares.

## About Arabesque

- Arabesque was founded in June 2013 and is authorised and regulated by the Financial Conduct Authority (FCA), the Bundesanstalt für Finanzdienstleistungsaufsicht (BaFin) and the Securities and Exchange Commission (SEC).
- The majority of Arabesque is owned by its founders and employees.
- Arabesque Management and Advisory Boards are composed of global leaders in the field of sustainable investing and quantitative finance.
- By combining sophisticated and systematic investment processes with values of the UN Global Compact and the Principles of Responsible Investment (PRI), Arabesque aims to make sustainable investing financially attractive.

## Top-10-Holdings

% of Total Assets, as of 28/12/2018

ROGERS COMMUNICATIONS INCL	0.01%	TOKIO MARINE HOLDINGS INC	1.00%
ELI LILLY & CO	1.01%	CHURCH & DWIGHT CO INC	1.00%
ATMOS ENERGY CORP	1.00%	NEW JERSEY RESOURCES CORP	1.00%
SHISEIDO CO LTD	1.00%	UGI CORP	1.00%
NEXTERA ENERGY INC	1.00%	ATLISSIAN CORPORATION PLC	1.00%

## Market Capitalization

% of Total Equities

Large Cap (> \$15bn)	26.2%
Mid Cap (\$2.5bn – \$15bn)	21.6%
Small Cap (< \$2.5bn)	52.2%



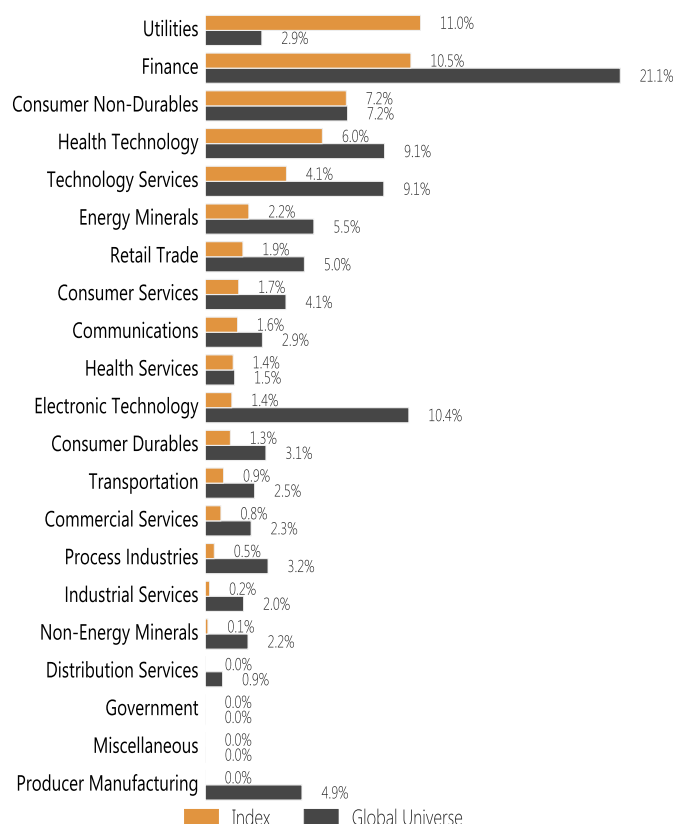
## Country Allocation

Based on Exchange Country, % of Total Equities

United States	37.3%	Germany	0.5%
Japan	10.5%	Italy	0.3%
Canada	1.6%	Switzerland	0.1%
Hong Kong	1.4%	Netherlands	0.1%
United Kingdom	1.0%	South Africa	0.0%

## Sectors

% of Total Equities





	ISIN	Name	Currency	Weight
1	US94946T1060	WELLCARE HEALTH PLANS	USD	1.05%
2	US9224751084	VEEVA SYSTEMS INC	USD	1.05%
3	US8486371045	SPLUNK INC	USD	1.03%
4	US65339F1012	NEXTERA ENERGY INC	USD	1.02%
5	JP3942600002	YAMAHA CORP ORD	JPY	1.02%
6	US8269191024	SILICON LABORATORIES INC	USD	1.02%
7	JP3347200002	SHIONOGI & CO LTD ORD	JPY	1.02%
8	US5324571083	ELI LILLY & CO	USD	1.01%
9	US1273871087	CADENCE DESIGN SYSTEMS INC	USD	1.01%
10	US8919061098	TOTAL SYSTEM SERVICES INC	USD	1.01%
11	US8716071076	SYNOPSIS INC	USD	1.01%
12	US00724F1012	ADOBE SYSTEMS INC	USD	1.01%
13	US0162551016	ALIGN TECHNOLOGY INC	USD	1.01%
14	US79466L3024	SALESFORCE.COM INC	USD	1.01%
15	US8718291078	SYSCO CORP	USD	1.01%
16	US5949181045	MICROSOFT CORP	USD	1.01%
17	US12514G1085	CDW CORP/DE	USD	1.01%
18	US0718131099	BAXTER INTL.	USD	1.01%
19	US20825C1045	CONOCOPHILLIPS	USD	1.00%
20	US5950171042	MICROCHIP TECHNOLOGY INC	USD	1.00%
21	US81762P1021	SERVICENOW INC	USD	1.00%
22	US7782961038	ROSS STORES	USD	1.00%
23	US1508701034	CELANESE CORP	USD	1.00%
24	US46266C1053	IQVIA HOLDINGS INC	USD	1.00%
25	US4435731009	HUBSPOT INC	USD	1.00%
26	US4370761029	HOME DEPOT INC	USD	1.00%
27	JP3546800008	TERUMO CORP	JPY	1.00%
28	JP3837800006	HOYA CORP ORD	JPY	1.00%
29	CA7800871021	ROYAL BANK OF CANADA	CAD	1.00%
30	JP3910660004	TOKIO MARINE HOLDINGS INC	JPY	1.00%
31	CA8911605092	TORONTO-DOMINION BANK	CAD	1.00%
32	JP3419400001	SEKISUI CHEMICAL CO LTD ORD	JPY	1.00%
33	CA0636711016	BANK OF MONTREAL	CAD	0.99%
34	CH0012280076	STRAUMANN HOLDING AG	CHF	0.99%
35	CA1360691010	CANADIAN IMPERIAL BANK OF COMMERCE	CAD	0.99%
36	AU000000JHX1	JAMES HARDIE INDUSTRIES PLC	AUD	0.99%
37	AU000000CSL8	CSL LTD ORD	AUD	0.99%
38	US0234361089	AMEDISYS INC	USD	0.99%
39	US9897011071	ZIONS BANCORPORATION	USD	0.99%
40	IE00B4BNMY34	ACCENTURE PLC-CL A	USD	0.99%
41	US2003401070	COMERICA INC	USD	0.99%
42	US1729081059	CINTAS CORP	USD	0.99%
43	US6934751057	PNC FINANCIAL SERVICES GROUP	USD	0.99%
44	US8679141031	SUNTRUST BANKS INC	USD	0.98%
45	CA39945C1095	CGI GROUP INC - CLASS A	CAD	0.98%
46	ES0109067019	AMADEUS IT GROUP SA CLASS A	EUR	0.98%
47	ZAE000004875	NEDBANK GROUP	ZAR	0.97%
48	HK1093012172	CSPC PHARMACEUTICAL GROUP LTD	HKD	0.97%
49	FI0009013296	NESTE CORPORATION	EUR	0.97%
50	FI0009005987	UPM-KYMMENE OYJ	EUR	0.96%



	ISIN	Name	Currency	Weight
51	CA6837151068	OPEN TEXT CORPORATION	CAD	0.95%
52	JP3756100008	NITORI HOLDINGS CO LTD	JPY	0.93%
53	US45321L1008	IMPERVA INC	USD	0.93%
54	JP3519400000	CHUGAI PHARMACEUTICAL CO LTD ORD	JPY	0.93%
55	DK0060738599	WILLIAM DEMANT HOLDING A/S	DKK	0.81%
56	US91324P1021	UNITEDHEALTH GROUP INC	USD	0.80%
57	CH0024608827	PARTNERS GROUP HOLDING AG	CHF	0.78%
58	US3167731005	FIFTH THIRD BANCORP	USD	0.74%
59	US0091581068	AIR PRODUCTS & CHEMICALS INC	USD	0.74%
60	JP3766550002	HAKUHODO DY HOLDINGS INC ORD	JPY	0.73%
61	JP3762800005	NOMURA RESEARCH INSTITUTE LTD ORD	JPY	0.70%
62	JP3104890003	TIS INC	JPY	0.70%
63	JP3351600006	SHISEIDO CO LTD	JPY	0.70%
64	US6936561009	PVH CORP	USD	0.69%
65	ZAE000006284	SAPPI LIMITED	ZAR	0.67%
66	CH0024638196	SCHINDLER HOLDING AG	CHF	0.67%
67	SE0000872095	SWEDISH ORPHAN BIOVITRUM AB	SEK	0.66%
68	NL0010273215	ASML HOLDING NV	EUR	0.64%
69	US29362U1043	ENTEGRIS INC	USD	0.61%
70	US39304D1028	GREEN DOT CORP	USD	0.61%
71	JP3778630008	BANDAI NAMCO HOLDINGS INC	JPY	0.58%
72	ZAE000109815	STANDARD BANK GROUP LTD	ZAR	0.57%
73	US55354G1004	MSCI INC	USD	0.56%
74	US45765U1034	INSIGHT ENTERPRISES INC	USD	0.56%
75	US45167R1041	IDEX CORP	USD	0.56%
76	US5658491064	MARATHON OIL CORP	USD	0.54%
77	AU000000ALU8	ALTIUM LTD	AUD	0.53%
78	GB00BYMT0J19	LIVANOVA PLC	USD	0.51%
79	US2298991090	CULLEN/FROST BANKERS INC	USD	0.50%
80	US9478901096	WEBSTER FINANCIAL CORP	USD	0.50%
81	DE000A1EWWW0	ADIDAS AG	EUR	0.46%
82	DE0005158703	BECHTLE AG	EUR	0.46%
83	JP3111200006	ASAHI KASEI CORP	JPY	0.46%
84	US0116421050	ALARM.COM HOLDINGS INC	USD	0.45%
85	ZAE000156550	MONDI LTD	ZAR	0.44%
86	JP3481800005	DAIKIN INDUSTRIES LTD ORD	JPY	0.44%
87	US46120E6023	INTUITIVE SURGICAL INC	USD	0.44%
88	US09215C1053	BLACK KNIGHT INC	USD	0.38%
89	US28176E1082	EDWARDS LIFESCIENCES CORP	USD	0.37%
90	US7433151039	PROGRESSIVE CORP	USD	0.36%
91	JP3256000005	KYOWA HAKKO KIRIN (KOGYO) ORD	JPY	0.35%
92	ZAE000049433	AVI LTD	ZAR	0.35%
93	US7591EP1005	REGIONS FINANCIAL CORP	USD	0.35%
94	US74624M1027	PURE STORAGE INC - CLASS A	USD	0.34%
95	ZAE000006896	SASOL LTD	ZAR	0.33%
96	CH0013841017	LONZA GROUP AG	CHF	0.33%
97	US7766961061	ROPER TECHNOLOGIES INC	USD	0.33%
98	US5500211090	LULULEMON ATHLETICA INC	USD	0.30%
99	JP3368000000	SHOWA DENKO K K	JPY	0.30%
100	KYG8087W1015	SHENZHOU INTERNATIONAL GROUP HOLDINGS LTD	HKD	0.28%



ISIN	Name	Currency	Weight
101	KYG8878S1030	TINGYI (CAYMAN ISLN) HLDG CO	HKD 0.27%
102	US6556631025	NORDSON CORP	USD 0.27%
103	US45168D1046	IDEXX LABORATORIES INC	USD 0.27%
104	GB00BDCPN049	COCA-COLA EUROPEAN PARTNERS	USD 0.27%
105	JP3161200005	EZAKI GLICO CO LTD ORD	JPY 0.27%
106	US3390411052	FLEETCOR TECHNOLOGIES INC	USD 0.27%
107	JP3869010003	MATSUMOTOKIYOSHI HOLDINGS CO ORD	JPY 0.27%
108	JP3283650004	KOSE CORP ORD	JPY 0.27%
109	ES0168561019	PAPELES Y CARTONES DE EUROPA S	EUR 0.26%
110	GB00B10RZP78	UNILEVER PLC	GBP 0.26%
111	GB00BYZWX769	CRODA INTERNATIONAL PLC	GBP 0.26%
112	JP3100800006	AICA KOGYO CO LTD ORD	JPY 0.25%
113	US16359R1032	CHEMED CORP	USD 0.25%
114	JP3665200006	NICHIREI CORP ORD	JPY 0.25%
115	US92826C8394	VISA INC-CLASS A SHARES	USD 0.25%
116	US1491501045	CATHAY GENERAL BANCORP	USD 0.25%
117	JP3970300004	RECRUIT HOLDINGS CO LTD	JPY 0.24%
118	SG1M31001969	UNITED OVERSEAS BANK LTD	SGD 0.24%
119	US34959E1091	FORTINET INC	USD 0.24%
120	US3208171096	FIRST MERCHANTS CORP	USD 0.23%
121	HK0006000050	POWER ASSETS HOLDINGS LTD	HKD 0.23%
122	US4891701009	KENNAMETAL	USD 0.23%
123	US70450Y1038	PAYPAL HOLDINGS INC.	USD 0.23%
124	HK0003000038	HONG KONG & CHINA GAS LTD ORD	HKD 0.23%
125	KYG3066L1014	ENN ENERGY HOLDINGS LTD	HKD 0.23%
126	US8835561023	THERMO FISHER SCIENTIFIC INC	USD 0.23%
127	US0326541051	ANALOG DEVICES INC	USD 0.23%
128	US0495601058	ATMOS ENERGY CORP	USD 0.23%
129	US74834L1008	QUEST DIAGNOSTICS INC	USD 0.22%
130	SG1L01001701	DBS GROUP HOLDINGS LTD	SGD 0.22%
131	IE00B6330302	INGERSOLL-RAND PLC	USD 0.22%
132	IE00B8KQN827	EATON CORP PLC	USD 0.22%
133	US3032501047	FAIR ISAAC CORP	USD 0.21%
134	CH0114405324	GARMIN LTD	USD 0.21%
135	DE0008404005	ALLIANZ SE	EUR 0.21%
136	GB00B082RF11	RENTOKIL INITIAL PLC	GBP 0.20%
137	GB0003096442	ELECTROCOMPONENTS PLC	GBP 0.19%
138	US0010551028	AFLAC INC	USD 0.18%
139	US9884981013	YUM! BRANDS	USD 0.17%
140	US87612E1064	TARGET CORP	USD 0.14%
141	US1924461023	COGNIZANT TECHNOLOGY SOLUTI CL A	USD 0.14%
142	US2566771059	DOLLAR GENERAL CORP	USD 0.14%
143	JP3678800008	HITACHI HIGH-TEC (NISSEI SANGYO) ORD	JPY 0.14%
144	ZAE000179420	GROWTHPOINT PROPERTIES LTD	ZAR 0.14%
145	US2435371073	DECKERS OUTDOOR CORP	USD 0.14%
146	ZAE000024501	RMB HOLDINGS LTD	ZAR 0.13%
147	JP3160400002	EISAI	JPY 0.13%
148	SG1S04926220	OVERSEA-CHINESE BANKING CORP	SGD 0.13%
149	JP3942400007	ASTELLAS PHARMA INC	JPY 0.13%
150	JP3951600000	UNICHARM CORP ORD	JPY 0.13%



ISIN	Name	Currency	Weight
151	US9388241096	WASHINGTON FEDERAL INC	USD 0.13%
152	IT0003132476	ENI SPA	EUR 0.13%
153	BMG2113B1081	CHINA RESOURCES GAS GROUP LTD ORD	HKD 0.12%
154	US3841091040	GRACO	USD 0.12%
155	CH0014284498	SIEGFRIED HOLDING AG-REG	CHF 0.12%
156	US4050241003	HAEMONETICS CORP	USD 0.12%
157	US4262811015	JACK HENRY & ASSOCIATES INC	USD 0.12%
158	US0530151036	AUTOMATIC DATA PROCESSING	USD 0.12%
159	US4448591028	HUMANA INC	USD 0.12%
160	US4612021034	INTUIT COM	USD 0.12%
161	US89400J1079	TRANSUNION	USD 0.11%
162	CA94106B1013	WASTE CONNECTIONS INC	CAD 0.11%
163	NL0000009827	ROYAL DSM NV	EUR 0.11%
164	US55261F1049	M & T BANK CORP	USD 0.11%
165	US57636Q1040	MASTERCARD INC-CLASS A	USD 0.11%
166	CH0418792922	SIKA AG	CHF 0.11%
167	US4778391049	JOHN BEAN TECHNOLOGIES CORP	USD 0.11%
168	US04247X1028	ARMSTRONG WORLD INDUSTRIES INC	USD 0.11%
169	JP3560800009	TOKAI CARBON CO LTD	JPY 0.11%
170	GB0004052071	HALMA PLC	GBP 0.11%
171	US78486Q1013	SVB FINANCIAL GROUP	USD 0.11%
172	US78463M1071	SPS COMMERCE INC	USD 0.11%
173	JP3820000002	FUJI ELECTRIC (FUJI ELEC HLDGS) ORD	JPY 0.11%
174	US1535271068	CENTRAL GARDEN & PET CO	USD 0.11%
175	US96208T1043	WEX INC	USD 0.11%
176	US0865161014	BEST BUY CO INC	USD 0.11%
177	FR0010259150	IPSEN SA	EUR 0.10%
178	US2310211063	CUMMINS INC	USD 0.10%
179	HK3808041546	SINOTRUK (HONG KONG) LTD	HKD 0.10%
180	CA2927661025	ENERPLUS CORP	CAD 0.10%
181	US3154051003	FERRO CORP	USD 0.10%
182	ZAE000085346	KUMBA IRON ORE LTD	ZAR 0.10%
183	FR0000051807	TELEPERFORMANCE SE	EUR 0.10%
184	US30214U1025	EXPONENT INC	USD 0.10%
185	US29265N1081	ENERGEN CORP	USD 0.07%
186	US29530P1021	ERIE INDEMNITY CO	USD 0.07%
187	US08160H1014	BENCHMARK ELECTRONICS INC	USD 0.06%
188	US4932671088	KEYCORP	USD 0.06%
189	CNE1000002Q2	CHINA PETROLEUM & CHEMICAL CORP	HKD 0.06%
190	US4583341098	INTER PARFUMS INC	USD 0.05%
191	US5116561003	LAKELAND FINANCIAL CORP	USD 0.05%
192	IE00BLS09M33	PENTAIR PLC	USD 0.05%
193	US1993331057	COLUMBUS MCKINNON CORP/NY	USD 0.04%
194	JP3750500005	MCDONALDS HOLDING CO JAPAN ORD	JPY 0.04%
195	US1248051021	CBIZ INC	USD 0.03%
196	US90385D1072	ULTIMATE SOFTWARE GROUP INC	USD 0.02%
197	ZAE000127148	LIBERTY HOLDINGS LTD	ZAR 0.01%
198	DE000SLA1W63	SOLACTIVE EUROPEAN OVERNIGHT MONEY MARKET INDEX	EUR 6.94%



## Disclaimer:

Arabesque is the trading name of Arabesque Asset Management Ltd (together with its affiliates, "Arabesque"), a limited liability company registered in England and Wales at 43 Grosvenor Street, London, W1K 3HL (no. 8636689), authorized and regulated by the FCA (no. 610729), and registered as a registered investment adviser with the SEC (#801-107600). It also operates through its German branch, Arabesque Asset Management Ltd (Germany), a company registered at Zeppelinallee 15, 60325 Frankfurt am Main, Germany in the commercial register of the local court in Frankfurt am Main (no. HRB 103816), and supervised by the BaFin (ID: 144965). This document is provided on a confidential basis by Arabesque in its capacity as fund manager, and is for information purposes only, and is not a solicitation or an offer to buy any security or instrument or to participate in any trading, for those persons who meet the qualifications to be investors in any fund (a "Fund") managed by Arabesque. NOT AN OFFER. This document does not constitute an offer to sell or solicitation to purchase any shares in any Fund to any person, and shall not be construed as a recommendation or advice on the merits of investing in the Fund. Prior to any purchase of an interest or shares in the Fund, investors should reference the Fund's confidential offering memorandum (the "Sales Prospectus"), the key investor information documents, and the subscription documents (all of which are available free of charge by contacting the Registrar and Transfer Agent at 4, rue Thomas Edison, L-1445 Luxembourg-Strassen, Grand Duchy of Luxembourg or by contacting the relevant local agent of the Fund in their jurisdiction, if applicable), which together contain all the material terms of such an investment, including discussions of certain specific risk factors, conflicts of interest, tax considerations, fees, and other matters relevant to prospective investors in the Fund. All information stated herein is subject to and expressly qualified in all respect by the Sales Prospectus and key investor information documents. Swiss investors can obtain these documents from the Representative in Switzerland: IPConcept (Switzerland) AG, In Gassen 6, Postfach, CH-8022 Zurich, or from the Paying Agent in Switzerland: DZ PRIVATBANK (Switzerland) AG, Münsterhof 12, CH-8022 Zürich. The jurisdiction for Swiss investors is the office of the Representative in Zurich. FORWARD LOOKING STATEMENTS. Certain information contained herein constitutes "forward-looking statements," which can be identified by the use of forward-looking terminology such as "may," "will," "should," "expect," "anticipate," "project," "estimate," "intend," "continue," or "believe," or the negatives thereof, or other variations thereon, or comparable terminology. Owing to various risks and uncertainties, actual events or results or the actual performance of the Fund may differ materially from those reflected or contemplated in such forward-looking statements. CALCULATIONS. Cumulative and annualized returns are shown. Cumulative returns represent the amount, including all interest or dividends and capital gains received on an investment over a period, usually expressed as a percentage of the amount invested. Annualized returns represent the increase in value of an investment, expressed as a percentage per year. Returns for less than one year have not been annualized. THIRD PARTY INFORMATION. Certain information contained in this document has been obtained from sources outside Arabesque. While such information is believed to be reliable for the purposes used herein, no representations are made as to the accuracy or completeness thereof and none of Arabesque its affiliates or any Fund takes any responsibility for such information. BACKTESTS. The backtesting of performance differs from actual account performance because an investment strategy may be adjusted at any time, for any reason, and can continue to be changed until desired or better performance results are achieved. The backtested results assume ordinary income and capital gains distributions are reinvested, periodic rebalancing, and no income taxes. INDEXES. There may be significant differences between the Fund's investments and the indexes referenced herein. For instance, the Fund may use leverage and invest in securities that have a greater degree of risk and volatility, as well as less liquidity, than those securities contained in such indexes. Fund investors may also be subject to a lock-up which further limits the Fund investor's liquidity relative to an investment in one or more of the securities comprising any index. It should not be assumed that the Fund will invest (or has invested) in any specific investments that comprise any index, nor should it be understood to mean that there is a correlation between the Fund's returns and the returns of any index. Past performance of the Fund relative to any index should not be indicative of future performance relative to that index. The MSCI ACWI Index is a free float-adjusted market capitalization weighted index that is designed to measure the equity market performance of developed and emerging markets and consists of 46 country indexes comprising 23 developed and 23 emerging market country indexes. The developed market country indexes included are: Australia, Austria, Belgium, Canada, Denmark, Finland, France, Germany, Hong Kong, Ireland, Israel, Italy, Japan, Netherlands, New Zealand, Norway, Portugal, Singapore, Spain, Sweden, Switzerland, the United Kingdom, and the United States. The emerging market country indexes included are: Brazil, Chile, China, Colombia, Czech Republic, Egypt, Greece, Hungary, India, Indonesia, Korea, Malaysia, Mexico, Peru, Philippines, Poland, Qatar, Russia, South Africa, Taiwan, Thailand, Turkey, and the United Arab Emirates. PERFORMANCE. To the extent this document includes information related to performance, it is intended to provide a qualitative description of certain of the key investment themes, events, and developments that contributed to the overall performance of the Fund, along with a picture of the overall exposure of the Fund. Such examples are meant to provide insight with respect to each investment and, to the extent applicable, the Fund's objectives and the investment processes and analyses used to evaluate such investments. Other investments, themes, events, developments, and/or other factors not described herein may have had (and continue to have) a significant impact on the Fund's overall performance. RISK FACTORS. Individuals. The information contained herein does not take into account the particular investment objectives or financial circumstances of any specific person who may receive it. Timing. The performance figures noted above are for investments made at the inception of the Fund and include the reinvestment of dividends, interest, and other earnings. An individual investor's actual returns may differ from the results shown above for reasons such as the timing of subscriptions and redemptions. The numbers shown above are not adjusted to reflect any capital inflows or outflows that may have occurred on or after the last day of the month. Results for the current year are subject to revision upon the year-end audit. Past Performance. Past performance is not necessarily indicative of future results. Any prior investment results of the Fund or any of its affiliates and any hypothetical information are presented in this document for illustrative purposes only and are not indicative of the future results of the Fund. Anticipated Performance. Actual investment performance could differ materially from the Fund's anticipated results. Conditions. Economic, market, and other conditions could cause the Fund to alter its investment objectives, guidelines, and restrictions. It should not be assumed that the Fund will continue to invest in any of the investments described herein or that such investments will be available in the future. Degree. An investment in the Fund may be illiquid and involve a high degree of risk. Investments should be considered only by investors who can withstand the loss of all or a substantial part of their investments. Profitability. It should not be assumed any investments described herein will ultimately be profitable. No guarantees. No assurance, guarantee, or representation is made that the Fund's investment programs, including, without limitation, the Fund's investment objectives, profits, diversification strategies, or risk monitoring goals will be achieved or successful, or that substantial losses will not be incurred, or that the assumptions regarding future events and situations will materialize or prove correct. Variation. Investment results may vary substantially over time. Risk level. Nothing herein is intended to imply that the Fund's investment methodology may be considered "conservative", "safe", "risk free", or "risk averse". RELIANCE. Neither Arabesque nor any Fund makes any representation or warranty, express or implied, as to the accuracy or completeness of the information contained herein and nothing contained herein should be relied upon as a promise or representation as to past or future performance of the Fund or any other entity. REGULATIONS. The Fund will only be distributed and shares will only be offered or placed in jurisdictions to the extent that it may be lawfully distributed and the shares may be lawfully offered or placed in those jurisdictions (including at the initiative of the investor). It is the responsibility of investors and prospective investors to enquire about the laws and regulations that apply to the purchase and possession of shares in the Fund and consult their own counsel, accountant, or investment adviser in this respect. The Fund is distributed in the EEA pursuant to a passport facilitated under the Directive on undertakings for collective investment in transferable securities (UCITS) no. 2009/65/EC dated 13 July 2009 (UCITS Directive) and more globally on a private placement basis in accordance with all applicable laws and regulations. EEA. This document is intended for professional investors only, as defined by European Directive 2004/39/EC of 21 April 2004 on markets in financial instruments (MiFID) investing for their own account and not for retail distribution. The Fund complies with the requirements of the UCITS Directive. The Fund has been passported in the European Economic Area for sale pursuant to the procedure set out in the UCITS Directive. UK. Investors in the United Kingdom should note that this document is being issued in the United Kingdom by Arabesque Asset Management Ltd and is exempt from the scheme promotion restriction (in Section 238 of the Financial Services and Markets Act 2000) on the communication of invitations or inducements to engage in investment activity on the grounds that it is being issued by an authorised person and issued to and/or directed only at persons who are professional clients or eligible counterparties for the purposes of the FCA's Conduct of Business Sourcebook. U.S. The Fund is intended to be offered to U.S. investors pursuant to "private offering" exemptions from registration contained in Regulation 506 under the Securities Act of 1933 and Section 3(c)(7) of the Investment Company Act of 1940. CONFIDENTIALITY. This document contains highly confidential information regarding Arabesque's investments, strategy, and organization. Your acceptance of this document constitutes your agreement to keep confidential all the information contained in this document, as well as any information derived by you from the information contained in this document and not disclose any such information to any other person. This document may not be copied, reproduced, in any way used or disclosed or transmitted, in whole or in part, to any other person. ENQUIRIES. Investors should direct any enquiries they may have in respect of this document to Arabesque Asset Management Ltd, 43 Grosvenor Street, London, W1K 3HL, United Kingdom.

