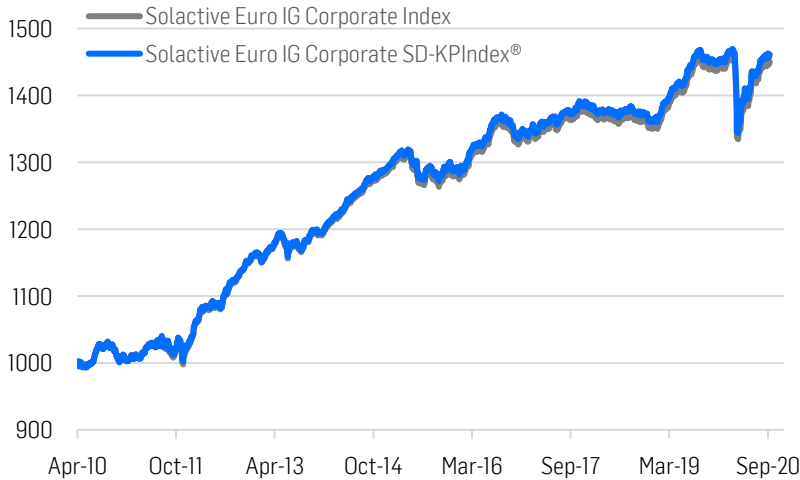


Solactive Euro IG Corporate SD-KPIndex®



Why Solactive Bond Indices?

- ✓ **Opportunity:** Easy access to EUR investment grade bonds with an ESG overlay
- ✓ **Flexibility:** The index can be customized based on the customer's specific requirements
- ✓ **High Quality:** Solactive was awarded "Best Index Provider of the Year" and "Most Innovative ETF Index Provider in Europe" for 2017¹

The **Solactive Euro IG Corporate SD-KPIndex®** is a diversified, rule-based index on investment grade bonds listed in Euro with a special weighting according to the SD-KPIndex® methodology

Selection universe

The **Solactive Euro IG Corporate SD-KPIndex®** comprises the same index members as the Solactive Euro IG Corporate Index (the Benchmark).

This comprises investment grade bonds, which are denominated in Euro (EUR).

The following filters are applied:

- Amount Outstanding: min. 500 M. EUR
- Time to Maturity: at least one year to maturity on each adjustment date
- Rating: A minimum rating of BBB- from Standard & Poor's or Baa3 from Moody's Investors Service is required. If one of the rating agencies classifies a bond as investment grade, the bond may be included in the index
- Bond Types: Fixed coupon bonds, bearer bonds, zero coupon bonds, callable and puttable bonds (bonds with an announced call for the upcoming month are excluded), payment-in-kind bonds and step-up coupon bonds are eligible for inclusion in the index
- Excluded Bond Types: sinking fund bonds, floating rate bonds, convertible bonds, inflation-linked bonds, contingent convertible capital securities, covered bonds, preferred securities, securitized or collateralized debt obligations (CDOs) are not eligible for inclusion in the index

Rebalancing and weighting rules

The index members of the Benchmark Index are weighted on the basis of their prorated market value in relation to the total market value of the index. This weighting forms the basis for the weighting of the bonds in the **Solactive Euro IG Corporate SD-KPIndex®**.

In accordance with the SD-KPIndex® methodology, the final weighting of the index components will be as follows:

On each selection day the index components are divided into quintiles based on the corresponding SD-KPIntegration® Scores. The best 20% percent are overweighted by 50%, the second 20% by 25%, the middle quintile is neither underweighted nor overweighted and the two lower quintiles are underweighted by 25% and 50% respectively.

Bonds of companies with particularly high SD-KPIntegration® Scores are thus overweighted.

"Sustainable Development Key Performance Indicators" (SD-KPIs) are three industry-specific, particularly material ESG indicators, which were defined in SD-KPI standards by SD-M® GmbH with the support of the German Federal Environment Ministry and the Sustainability Accounting Standards Board (SASB).

As there is no exclusion of bonds, the index remains broadly diversified.

At the customer's request, bond issuers can be excluded in Customized Index variants and other index criteria can be adjusted.

¹ 15th Europe Structured Products & Derivatives Conference 2018. Available at: https://www.structuredretailproducts.com/uploads/general_files/SR/SRP's_15th_Europe_Structured_Products_&_Derivatives_Awards_Winners_2018_1.pdf
 14th Annual Global ETF Awards. Available at: <http://www.globaletfawards.com/>

Solactive Euro IG Corporate SD-KPIIndex®

Characteristics

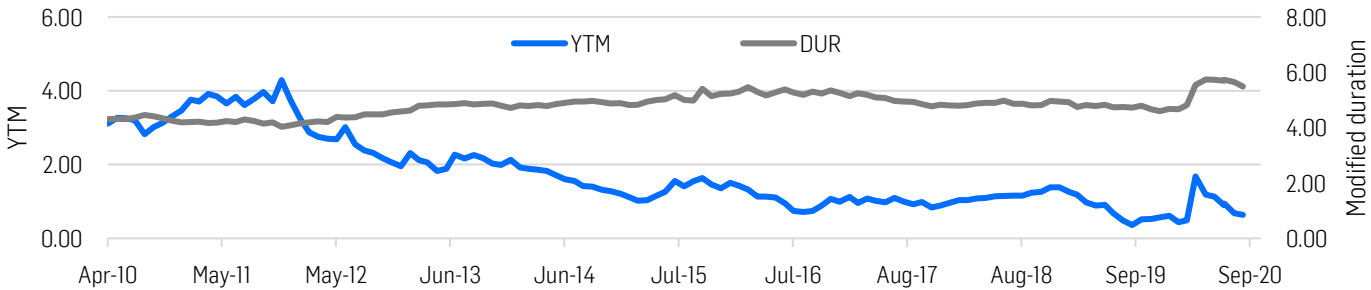
ISIN	Reuters RIC	Bloomberg Ticker	Currency	Return Type	Region	Category
DE000SLA9SK5	.SOLEURSD	N/A	EUR	Total Return	Global	Corporate

Calendar	Start of backtesting	Launch date	Reinvestment	Price definition	Pricing provider	Capping rules	Settlement convention
European Banking Holidays	30-04-2010	20-11-2019	Monthly	Bid-Ask	ICE	Uncapped	T-0

	Cumulative performance	Annualized performance
Year-to-date	0.56%	0.78%
1 year	0.40%	0.40%
3 years	6.34%	2.07%
5 years	13.69%	2.60%
Since inception	43.16%	3.72%

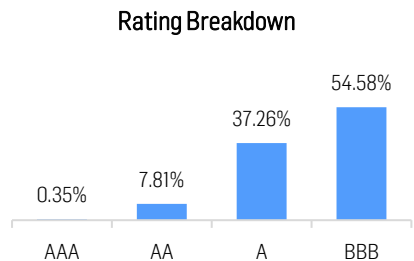
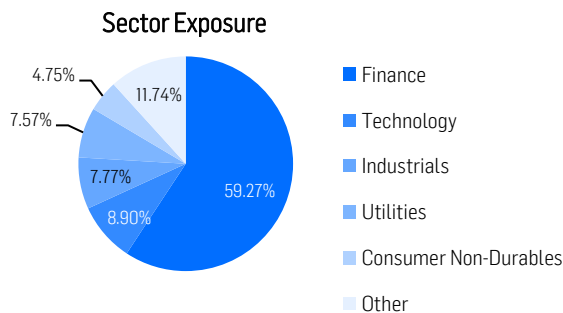
	Since inception
Annualized Return	3.72%
Annualized Volatility	2.52%
Maximum Drawdown	-8.52%
Sharpe Ratio	1.48
VaR 95%	-0.23%

Yield to Maturity, Modified Duration (monthly)



Composition as of 15-09-2020

Key facts		
Number of bonds	Yield to Maturity	Modified Duration
3149	0.54%	5.44



Contacts



Steffen Scheuble, CEO

Phone: +49 (69) 719 160 20

Email: steffen.scheuble@solactive.com



Fabian Colin, Head of Sales

Phone: +49 (69) 719 160 220

Email: fabian.colin@solactive.com



Timo Pfeiffer, Chief Markets Officer

Phone: +49 (69) 719 160 320

Email: timo.pfeiffer@solactive.com

Disclaimer

All numbers on this document are updated as of Q3 2020.

This document is for the information and use of professional advisers only. The information in this document does not constitute tax, legal or investment advice and is not intended as a recommendation for buying or selling securities. This document does not constitute a prospectus and is not intended to provide the sole basis for any evaluation of any transactions or securities mentioned herein. The only legal basis for the purchase of products is the respective prospectus, available from the respective issuer. The information and opinions contained in this document have been obtained from public sources believed to be reliable, but no representation or warranty, express or implied, is made that such information is accurate or complete and it should not be relied upon as such. Information and opinions contained in this document are published for the assistance of recipients, but are not to be relied upon as authoritative or taken in substitution for the exercise of judgement by any recipient. Solactive AG and all other companies mentioned in this document are not responsible for the consequences of reliance upon any opinion or statement contained herein or for any omission.

© Solactive AG, 2020. All rights reserved.