



Index Methodology & Rulebook

February 2, 2018

Table of Contents

Introduction	3
What is Blockchain	3
Blockchain Investment Landscape	3
Harvest Blockchain Technologies Index Description	4
General Structure.....	4
Harvest Blockchain Technologies Index Construction	5
Segment Weighting Calculations	5
Public Float, Float Adjustment and Liquidity.....	6
Security Selection Process	6
Large Cap Blockchain constituents.....	7
Emerging Blockchain segment	8
Emerging Blockchain Segment Weight Progression	9
Index History	12
Cross Listed Securities	12
Index Calculation Agent & Methodology	13
Index Governance.....	13
Index Disclaimer	13
Notes.....	14

INTRODUCTION

The Harvest Blockchain Technologies Index (the “Index”), is an index designed to track the issuers exposed to the development and implementation of blockchain technologies in North America and world-wide, giving consideration to the current stage of the technology’s development, adoption levels and the available universe of the growing number of blockchain issuers.

What is “Blockchain”?

Blockchain is a shared, digital, distributed ledger that facilitates the process of recording transactions and tracking assets in a network. It enables transactions to be validated through a protocol managed by the user community via a consensus mechanism, while maintaining a high level of security through cryptography, computational power and network users.

Blockchain can eliminate the need for intermediaries. It can also be less vulnerable to errors or manipulation than existing methods of transacting, as it uses consensus models to validate information. Transactions are secure, authenticated, unalterable, and verifiable.

The technological innovation has substantial potential to disrupt numerous industries, in particular the financial services industry. The digital public ledger, or database, contains time-stamped and irreversible information of all transactions which are then replicated on computers around the world, thereby reducing the risk arising from a single point of failure.

Blockchain can potentially achieve asset digitization and point-to-point value transfer, resulting in the potential reconstruction of the current financial infrastructure. It can enable the development of technological applications that can lead and participate in the formation of new financial business landscapes. The applications, in turn, will increase the process efficiency of the clearing and settlement of financial assets after transactions, whilst reducing costs. As a result of these innovations, new growth momentum will be fostered in the financial services industry by improving the capacity and content of high-value services.

Issuers described herein as having experience with blockchain and related technologies have exposure towards the technology as highlighted above. The blockchain technology is still in its early development phase and offers significant long-term growth potential as more widespread adoption occurs. With a vast array of uses, blockchain technology is poised to create efficiencies and enhance security across multiple sectors.

Blockchain Investment Landscape:

At the time of Index development, Large Cap Blockchain issuers were dominant in the technology and established growth plans towards the technology’s further development. However, given the large scale and diverse business lines within large technology firms, the exposure is in most cases currently small relative to the overall size of their enterprise. Emerging Blockchain issuers have more concentrated exposure towards the technology and will have significant long-term growth potential as the sector develops. However, the investable universe of Emerging Blockchain issuers at the time of Index creation is still developing and pure exposure to the Emerging Blockchain segment in the current stage of development is limited due to insufficient liquidity for large investable positions.

The Index is structured to track the dominant Large Cap Blockchain and Emerging Blockchain issuers exposed to the development and implementation of blockchain technologies. As the Emerging Blockchain segment

grows and gains critical mass, the Emerging Blockchain segment of the Index will progressively increase in weighting at predefined quantitative points as highlighted in the document below.

Index Description:

The Index, is designed to track issuers engaged in the development of blockchain and distributed ledger technologies.

The primary stock Index, “the Index”, tracks the leading public companies with business activities focused on the blockchain industry in North America. The Index is broken down into two separate segments: Large Cap Blockchain and Emerging Blockchain. The Index is intended to represent the broad landscape of publicly listed blockchain technology companies. Given the developing nature of the technology, the Index is designed to transition from a combination of both Large Cap Technology Blockchain and Emerging Blockchain issuers into being focused exclusively on the Emerging Blockchain segment, as this sector gains critical mass.

The Large Cap Blockchain segment of the Index is equally-weighted giving the same weight, or importance, to each stock in the Index. The Emerging Blockchain segment is market capitalization weighted (subject to a float adjustment highlighted below), giving more weighting to the issuers with larger market capitalizations and is also adjusted for the relative size of segment in relation to its proportion of the overall Index as highlighted in the document below. The Index is rebalanced quarterly based on closing prices for the most recent rebalancing quarter-end, occurring within 15 business days following the last day of January, April, July and October, of each year. Between rebalancing dates, due to market movements, the Index will deviate from the most recent reconstitution weightings.

The Index is owned and managed by Harvest Portfolios Group Inc. (“Harvest”). Harvest manages the Index based on a series of guidelines and processes as detailed in this report (the “Index Methodology”) to ensure the Index remains accurate and transparent. The Index is not a tradable security; it is only for informational purposes. Inclusion in the Index is not an endorsement or recommendation for any company.

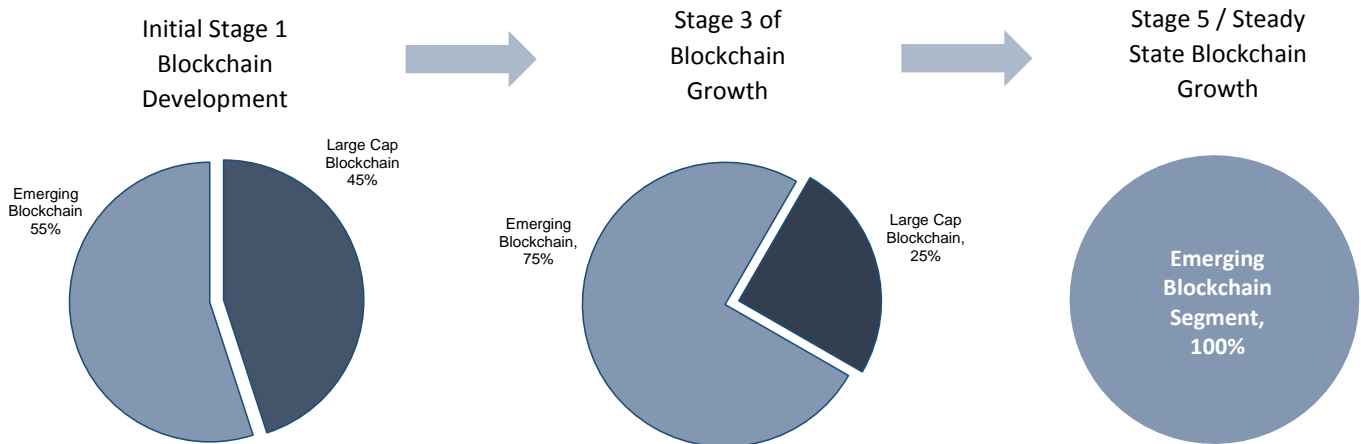
General Structure:

The Index is broken into two segments: the *Large Cap Blockchain* segment & the *Emerging Blockchain* segment. As the eligible universe of issuers expands the weighting of the Emerging Blockchain segment of the Index will progressively increase at predefined quantitative points. The below chart highlights the weighting changes at various stages of the Emerging Technology segments growth.

Harvest Blockchain Technologies Index Construction

The below highlights the progression of the Index as the blockchain sector grows.

SAMPLE OF INDEX SEGMENT CHANGES AS BLOCKCHAIN TECHNOLOGIES DEVELOP



For illustrative Purposes Only.

Segment Weighting Calculations:

There are specified quantitative metrics that are required to be met at the time of any reconstitution and rebalancing in order for the Emerging Blockchain segment to increase its relative weighting in the Index.

The index segment evolution will be assessed each quarterly rebalance and reconstitution and the segment weighting will be adjusted according to the below metrics:

EMERGING INDEX SEGMENT EVOLOLUTION						
Phase	All 3 metrics must be met in order to increase the weighting towards emerging segment			Emerging Segment & Large Cap Split		
Stage of Index Development	Min. # of Emerging Issuers	Min. Segment Mkt Cap	Min Average Mkt Cap	Large Cap	Emerging	Total Companies
Stage 1	< 20	< \$5 B	< \$250 m	45%	55%	< 30
Growth Stage 2	20	\$5 B	\$250 m	35%	65%	30
Growth Stage 3	30	\$7.5B	\$250 m	25%	75%	40
Growth Stage 4	40	\$10.0 B	\$250 m	15%	85%	50
Growth Stage 5	50	\$15 B	\$350 m	0%	100%	50

Notes:

When Emerging Technologies segment issuers meet Steady State, portfolio will consist 100% of free float weighted portfolio of Emerging Technology issuers. The minimum average market capitalization is based on investible universe of emerging blockchain issuers (see *Emerging Blockchain Constituents* below). The above is for illustrative purposes only.

Public Float, Float Adjustment and Liquidity:

For inclusion in the Index, an issuer must have a Public float (representing shares that are available to the public and excludes shares held by control groups or other potential strategic shareholders) of at least 50% as calculated by Bloomberg L.P., or if such data is not made available by Bloomberg L.P. (or, if applicable, any successor of this entity), any other recognized data source as determined by Harvest.

The Large Cap Blockchain segment is equally weighted. The Emerging Blockchain segment is market capitalization weighted. The market-capitalization weighting is float-adjusted. The float adjustment reflects shares that are available to investors rather than all of a company’s outstanding shares. Float adjustment excludes shares that are closely held by control groups or other potential strategic investors. The float adjustment as calculated by Bloomberg L.P. or or if such data is not made available by Bloomberg L.P. (or, if applicable, any successor of this entity), any other recognized data source as determined by Harvest. In order for inclusion in the index the security must have adequate liquidity, representing a minimum average 30 day value traded of \$150,000 based on local currency as calculated by Bloomberg L.P..

Security Selection Process:

The Large Cap Blockchain segment has 10 issuers initially and is equally weighted at each quarterly reconstitution and rebalancing. The Emerging Blockchain segment is market cap weighted subject to a

maximum in any one issuer of 10% of the segment, often known as “Capping”. For example, if the Emerging Blockchain segment represents 55% of the Index, the maximum weighting in any position is 5.5% of the total Index, being 10% of the 55% segment allocation. All excess weight is then equally redistributed to all uncapped companies within the segment. If following the redistribution another security would exceed 10% of the segment, the process is repeated until no issuer would exceed 10% of the segment. As the segment progresses to 100% of the Index, the maximum individual security weight would be 10% of the total Index. Should an Emerging Blockchain issuer’s market capitalization grow to greater the \$10 billion, it will still be considered to be included in the Emerging Blockchain segment provided that its business remains primarily engaged in blockchain technologies.

The below details the security selection process for the two segments:

Large Cap Blockchain constituents

A universe of large capitalization issuers exposed to the development of blockchain based technologies includes issuers that meet the following criteria:

- have a minimum USD\$10 billion market cap
- are included in the GICS Information Technology* sectors
- are listed on a recognized North American exchange
- have direct or indirect exposure to blockchain or distributed ledger technologies

* Global Industry Classification Standards (or, if such industry classification system is no longer made available by MSCI Inc. and Standard & Poor’s (or, if applicable, any successor of either of these entities), any other internationally recognized industry classification system as determined by Harvest. The GICS requirement will be updated to include potential changes to the Information Technology sub-sectors. As of January 21, 2018 a proposed separation of select issuers into a new Communications Services Sector is set to take place on September 28, 2018 with the full list of impacted issuers expected to be available by August 1st, 2018. Upon confirmation of precise changes to the GICS Information Technology sector, the universe of issuers will require inclusion in either GICS Information Technology sectors or any new GICS sub-sector that contains positions currently in the GICS Information Technology Sector

In order to determine the ten Large Cap Blockchain constituents, a multi-factor ranking model is conducted across six key factors with the top ten best ranking issuers selected for inclusion in the Index. If two or more issuers are tied for the last spots for inclusion in the index, those issuers will be subsequently ranked based on the largest market capitalizations. The below indicates a sample of key scoring notes based on the Initial Index constituents and is for illustrative purposes only:

Blockchain Leaders Point Scoring System -- Large Cap Segment

Name	Market Cap (CAD)	Dedicated Web Presence	Management Communication	Industry Collaboration	Dedicated Business Carve Out	Potential Revenue Generation	Business Impact of Industry Wide	Total of 100 points
Company 1	\$ 157,000,000,000	20	20	20	20	10	0	90
Company 2	\$ 870,000,000,000	20	20	20	20	10	0	90
Company 3	\$ 129,000,000,000	20	20	20	20	10	0	90
Company 4	\$ 260,000,000,000	20	20	20	10	10	0	80
Company 5	\$ 36,000,000,000	20	20	20	10	10	0	80
Company 6	\$ 219,000,000,000	20	20	20	20	10	-10	80
Company 7	\$ 348,000,000,000	20	20	20	20	10	-10	80
Company 8	\$ 260,000,000,000	10	20	20	10	10	0	70
Company 9	\$ 171,000,000,000	20	20	10	10	10	0	70
Company 10	\$ 55,000,000,000	20	20	0	10	10	0	60
Excluded Company 11	\$ 52,000,000,000	20	10	10	10	10	0	60
Excluded Company 12	\$ 42,000,000,000	10	10	10	10	10	0	50
....	
....	
Excluded Company X	\$ 9,900,000,000	0	0	0	0	0	0	70

Scoring Notes:

Web Dedication to Blockchain Technologies: 20pts - dedicated web presence; 10pt - blockchain references but not dedicated; 0pts - no web presence

Management Strategy Communication: 20pts - clear blockchain strategy; 10pt - exploring different avenues for blockchain technologies; 0pts - unclear or very brief mention of potential usage;

Blockchain Industry Collaboration: 2pts - fully engaged in industry; 10pt - peripheral industry involvement (i.e., sponsorships); 0pts - no industry involvement

Dedicated Business Carve Out: 20pts - separate business line with numbers and strategy; 10pt - qualitative notation of blockchain technologies; 0pts - no carve out

Blockchain Technologies Revenue Potential: 20pts - clear revenue drivers; 10pt - more indirect source of revenue; 0pts - no revenue impact

Business Impact of Blockchain Technologies: -20pts - key industry adoption of blockchain technologies has material negative implications for issuer; -10pt - key industry adoption of blockchain technologies has modest negative implications for issuer; 0pts - no direct impact or business drivers

Emerging Blockchain constituents

The Emerging Technologies segment will consist of up to 50 issuers as highlighted in the above “Segment Weightings Calculation” section. The universe will include stocks that: (i) are listed on a recognized North American stock exchange; (ii) receive a score of 50 or greater in the multi-factor ranking model outlined below, (iii) have a minimum \$50 million market capitalization

In order to determine the Emerging Blockchain constituents, a multi-factor ranking model is conducted across six key factors with issuers scoring greater than 50 points in total and meeting all other eligibility criteria selected for inclusion. The below indicates a sample of key scoring notes based on the Initial Index constituents and is for illustrative purposes only:

Name	Market Cap (CAD)	Mgmt Strategy Communication	Implementation of Blockchain Strategy	Degree of Involvement in the Technology	Blockchain Industry Collaboration	Mgmt Experience in Blockchain Tech	Direct Involvement in Crypto Assets (neg)	Total of 100 Points
Company 1	300,000,000	20	20	20	20	20	0	100
Company 2	125,000,000	20	20	10	20	20	0	90
Company 3	60,000,000	20	10	20	10	20	0	80
...
Company 50	65,000,000	20	20	0	20	10	-20	50
Excluded "Crypto" Company 51	200,000,000	20	20	10	20	20	-50	40
Excluded Company 52	75,000,000	10	0	10	0	10	0	30
Excluded Company 53	150,000,000	0	20	0	0	10	0	30
...
Excluded Company X	49,900,000	0	0	0	0	0	0	0

Scoring Notes:

Management Strategy Communication: 20pts - clear blockchain strategy; 10pts - exploring different avenues for blockchain technologies; 0pts - unclear or very brief mention of potential usage;

Implementation of Blockchain Strategy: 20pts – fully implemented blockchain strategy; 10pts – in the process of implementing blockchain strategy into business model; 0pts – no implementation of blockchain technology yet

Degree of Involvement in the Technology: 20pts – developing and implementing blockchain technologies into the business through in-house operations; 10pts – investing in or utilizing blockchain technologies through other businesses or through outsourcing, or providing consulting services for such activities; 0pts – business not directly involved in the usage of blockchain technology

Blockchain Industry Collaboration: 20pts - fully engaged in industry; 10pts - peripheral industry involvement (ie sponsorships); 0pts - no industry involvement

Management Experience in Blockchain Technology: 20pts – Extensive background across the management team; 10pts – some background in blockchain on the management team; 0pts - limited management experience with blockchain

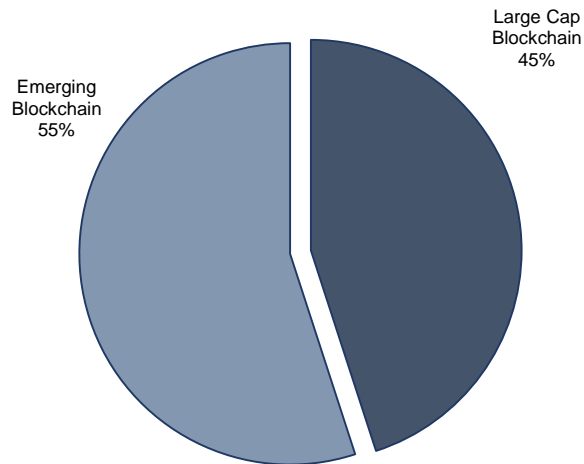
Direct Investment in Crypto Assets (negative): -50pts – primarily invested in cryptocurrencies or cryptoassets; -20pts – some direct investment into cryptocurrencies or cryptoassets; 0pts – not invested in cryptocurrencies or cryptoassets

Emerging Blockchain Segment Weighting Progression:

In order to weight the issuers relative to the growth in the Emerging Blockchain segment – a maximum weighting of 10% per issuer based on the segments overall proportional representation in the Index. The table below highlights the Stage 1 weighting based on segment weights:

Stage 1

Blockchain Development

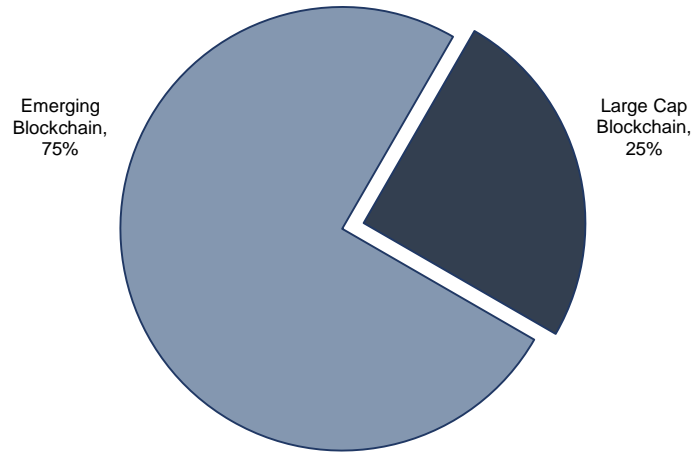


LARGE CAP BLOCKCHAIN SEGMENT				
Company	Market Cap (CAD)		Adjusted Segment Weight	Final Portfolio Weight
Company 1	\$ 700,000,000,000		10%	4.50 %
Company 2	\$ 350,000,000,000		10%	4.50 %
Company 3	\$ 250,000,000,000		10%	4.50 %
Company 4	\$ 200,000,000,000		10%	4.50 %
Company 5	\$ 175,000,000,000		10%	4.50 %
Company 6	\$ 150,000,000,000		10%	4.50 %
Company 7	\$ 135,000,000,000		10%	4.50 %
Company 8	\$ 100,000,000,000		10%	4.50 %
Company 9	\$ 30,000,000,000		10%	4.50 %
Company 10	\$ 25,000,000,000		10%	4.50 %
			100.00 %	45.00 %

EMERGING BLOCKCHAIN SEGMENT				
Company	Market Cap (CAD)	Initial Segment Weight	Adjusted Segment Weight	Final Portfolio Weight
Company 1	\$ 1,200,000,000	34%	10%	5.50 %
Company 2	\$ 600,000,000	17%	10%	5.50 %
Company 3	\$ 300,000,000	8%	10%	5.50 %
Company 4	\$ 250,000,000	7%	10%	5.50 %
Company 5	\$ 250,000,000	7%	10%	5.50 %
Company 6	\$ 200,000,000	6%	10%	5.50 %
Company 7	\$ 150,000,000	4%	8%	4.27 %
Company 8	\$ 125,000,000	3%	6%	3.56 %
Company 9	\$ 125,000,000	3%	6%	3.56 %
Company 10	\$ 75,000,000	2%	4%	2.13 %
Company 11	\$ 75,000,000	2%	4%	2.13 %
Company 12	\$ 60,000,000	2%	3%	1.71 %
Company 13	\$ 58,000,000	2%	3%	1.65 %
Company 14	\$ 55,000,000	2%	3%	1.56 %
Company 15	\$ 50,500,000	1%	3%	1.44 %
			100.00 %	55.00 %

Initial Growth Stage 3

Blockchain Development

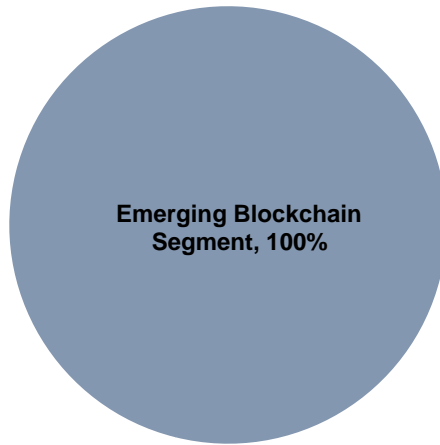


LARGE CAP BLOCKCHAIN SEGMENT				
Company	Market Cap (CAD)	Initial Segment Weight	Adjusted Segment Weight	Final Portfolio Weight
Company 1	\$ 700,000,000,000		10%	2.50 %
Company 2	\$ 350,000,000,000		10%	2.50 %
Company 3	\$ 250,000,000,000		10%	2.50 %
Company 4	\$ 200,000,000,000		10%	2.50 %
Company 5	\$ 175,000,000,000		10%	2.50 %
Company 6	\$ 150,000,000,000		10%	2.50 %
Company 7	\$ 135,000,000,000		10%	2.50 %
Company 8	\$ 100,000,000,000		10%	2.50 %
Company 9	\$ 30,000,000,000		10%	2.50 %
Company 10	\$ 25,000,000,000		10%	2.50 %
			100.00 %	25.00 %

EMERGING BLOCKCHAIN SEGMENT				
Company	Market Cap (CAD)	Initial Segment Weight	Adjusted Segment Weight	Final Portfolio Weight
Company 1	\$ 12,000,000,000	51%	10%	7.50 %
Company 2	\$ 4,000,000,000	17%	10%	7.50 %
Company 3	\$ 2,000,000,000	9%	10%	7.50 %
Company 4	\$ 1,000,000,000	4%	10%	7.50 %
Company 5	\$ 750,000,000	3%	10%	7.50 %
Company 6	\$ 600,000,000	3%	8%	6.07 %
Company 7	\$ 600,000,000	3%	8.10%	6.07 %
Company 8.....	\$ 500,000,000	2%	6.75%	5.06 %
.....Company 24	\$ 100,000,000	0.43%	1.35%	1.01 %
Company 25	\$ 90,000,000	0.38%	1.21%	0.91 %
Company 26	\$ 80,000,000	0.34%	1.08%	0.81 %
Company 27	\$ 70,000,000	0.30%	0.94%	0.71 %
Company 28	\$ 60,000,000	0.26%	0.81%	0.61 %
Company 29	\$ 55,000,000	0.23%	0.74%	0.56 %
Company 30	\$ 50,500,000	0.22%	1%	0.51 %
			100.00 %	75.00 %

Final Growth Stage 5 / Steady State

Blockchain Development



EMERGING BLOCKCHAIN SEGMENT				
Company	Market Cap (CAD)	Initial Segment Weight	Adjusted Segment Weight	Final Portfolio Weight
Company 1	\$ 18,000,000,000	31.8%	10.0%	10.0%
Company 2	\$ 15,000,000,000	26.5%	10.0%	10.0%
Company 3	\$ 12,000,000,000	21.2%	10.0%	10.0%
Company 4	\$ 3,500,000,000	6.2%	10.0%	10.0%
Company 5	\$ 2,000,000,000	3.5%	10.0%	10.0%
Company 6	\$ 1,000,000,000	1.8%	8.2%	8.2%
Company 7	\$ 500,000,000	0.9%	4.1%	4.1%
Company 8.....	\$ 600,000,000	1.1%	4.9%	4.9%
.....Company 45	\$ 100,000,000	0.2%	0.8%	0.8%
Company 46	\$ 75,000,000	0.1%	0.6%	0.6%
Company 47	\$ 70,000,000	0.1%	0.6%	0.6%
Company 48	\$ 60,000,000	0.1%	0.5%	0.5%
Company 49	\$ 55,000,000	0.1%	0.5%	0.5%
Company 50	\$ 50,500,000	0.1%	0.4%	0.4%
			100.00 %	100.00%

As highlighted above, the Index will continue to have a cap on the largest holdings once the sector has achieved scale with maximum holdings of 10%. By comparison, some large cap Technology Indices in North America that do not have such caps, can have 80+% in five or less holdings.

Index History

The index has an inception date of February 2, 2018 and an initial value of 100.

Cross Listed Securities

For companies with securities listed in the United States and Canada, only a company's primary/domestic listing is eligible for the Index.

Index Calculation Agent & Methodology

The Index calculation agent is Solactive AG (“Solactive”). The Index utilizes a Total Return Methodology which assumes that ordinary cash dividends are re-invested into the Index at the market close on the ex-dividend date. The Index is based in Canadian dollars (\$CAD).

Index Governance

Harvest Portfolios Group Inc. is the owner and distributor of the Harvest Blockchain Technologies Index and all associated data.

Harvest manages the Index to ensure it meets its stated criteria, including ensuring that all constituents meet the Eligibility Criteria. Harvest is responsible for creating and enforcing the rules that oversee the Index, including determining the composition of the Index and administering the methodology. In fulfilling its responsibilities, Harvest has full and complete discretion to amend this methodology and other Index policies. Harvest has the authority to make all decisions pertaining to listing approvals and removals. Harvest reserves the right to recalculate the Index and make historical adjustments to it at any time. Harvest may rely on any public information or documentation it gathers. Harvest reserves the right to reinterpret publicly available information and to make changes to the index based on an alternative interpretation of that information at its sole and absolute discretion.

For questions or comments about the Index, please contact info@blockchaintechnologyindex.com.

Disclaimer

Inclusion in The Harvest Blockchain Technologies Index does not imply that due diligence or evaluation on any level has been conducted on Constituents. Neither the Index, Harvest, Solactive, nor any of their respective affiliates, officers, directors, employees, agents or licensors: (a) has passed on the merit of any of the securities referred to on or through the Index websites or any linked site; or (b) has endorsed or sponsored any of these securities; or (c) makes or has made any recommendation regarding any securities issued by any of the companies identified on or through or linked to the Index website, nor the advisability of investing in securities generally for any particular individual.

Notes