

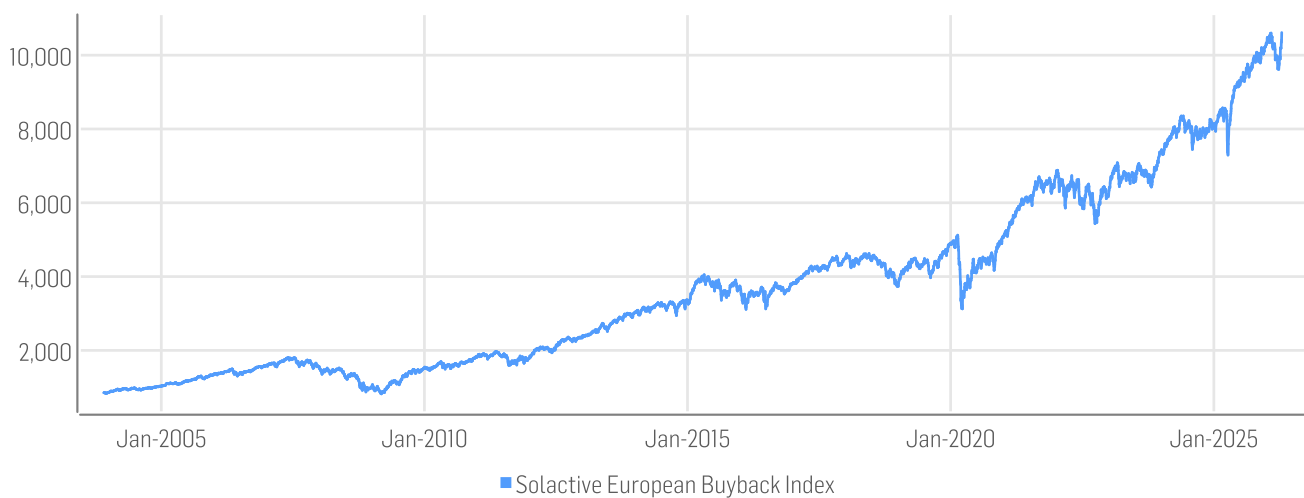
FACTSHEET - AS OF 17-Apr-2026

Solactive European Buyback Index

DESCRIPTION

The Solactive European Buyback Index tracks the price movements in shares of companies, which have announced a stock buyback in the last two months. The Index is calculated as a total return index in EUR and the components are weighted according to their buyback ratio. The Solactive European Buyback Index is rebalanced every 2 months.

HISTORICAL PERFORMANCE



CHARACTERISTICS

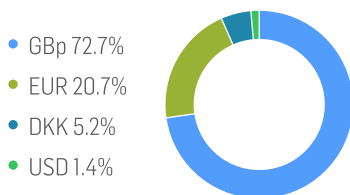
ISIN / WKN	DE000SLA0021 / SLA002	Base Value / Base Date	- / 28.11.2008
Bloomberg / Reuters	BUYEU Index / .BUYEU	Last Price	10614.19
Index Calculator	Solactive AG	Dividends	Included (Total Return Index)
Index Type	Total Return	Calculation	08:00am to 09:30pm (CET), every 15 seconds
Index Currency	EUR	History	Available daily back to 28.11.2008
Index Members	50		

STATISTICS

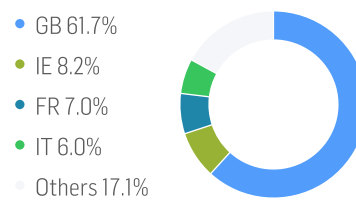
EUR	30D	90D	180D	360D	YTD	Since Inception
Performance	7.20%	1.15%	8.24%	30.84%	3.12%	961.42%
Performance (p.a.)						14.56%
Volatility (p.a.)	18.08%	15.87%	12.84%	11.52%	14.80%	17.26%
High	10614.19	10614.19	10614.19	10614.19	10614.19	10614.19
Low	9612.36	9612.36	9612.36	8112.05	9612.36	820.55
Sharpe Ratio*	7.26	0.18	1.21	2.55	0.62	0.73
Max. Drawdown	-2.92%	-9.32%	-9.32%	-9.32%	-9.32%	-39.03%
VaR 95 \ 99				-17.3% \ -28.3%		-26.8% \ -50.6%
CVaR 95 \ 99				-25.4% \ -37.9%		-42.1% \ -69.6%

* Up to 31 December 2021, ex-post Sharpe ratios use as input for the risk free rate term the London Inter-Bank Offered rates in the respective currencies of the index and at a term equal to the observation period. From 3 January 2022 onwards, Sharpe ratios will be / are calculated using as reference risk free rate input the overnight replacement rate for these currencies, namely SONIA (for GBP), SOFR (for USD) and EURIBOR Overnight (for EUR).

COMPOSITION BY CURRENCIES



COMPOSITION BY COUNTRIES



TOP COMPONENTS AS OF 17-Apr-2026

Company	Ticker	Country	Currency	Index Weight (%)
DCC PLC	DCC LN Equity	IE	GBp	5.18%
JET2 PLC	JET2 LN Equity	GB	GBp	4.48%
TRAINLINE PLC	TRN LN Equity	GB	GBp	4.16%
SMITHS GROUP PLC	SMIN LN Equity	GB	GBp	3.08%
FINCANTIERI SPA	FCT IM Equity	IT	EUR	3.00%
GB GROUP PLC	GBG LN Equity	GB	GBp	2.82%
AYVENS SA	AYV FP Equity	FR	EUR	2.76%
IMI PLC	IMI LN Equity	GB	GBp	2.55%
KAINOS GROUP PLC	KNOS LN Equity	GB	GBp	2.51%
INTERNATIONAL CONSOLIDATED AIRLINES GROUP SA	IAG LN Equity	ES	GBp	2.39%
SOCIETE GENERALE SA CLASS A	GLE FP Equity	FR	EUR	2.29%
GAMMA COMMUNICATIONS PLC	GAMA LN Equity	GB	GBp	2.27%
SSP GROUP PLC	SSPG LN Equity	GB	GBp	2.24%
PARAGON BANKING GROUP PLC	PAG LN Equity	GB	GBp	2.20%
ISS A/S	ISS DC Equity	DK	DKK	2.01%

FACTSHEET - AS OF 17-Apr-2026
Solactive European Buyback Index

Company	Ticker	Country	Currency	Index Weight (%)
LEGAL & GENERAL GROUP PLC ORD	LGEN LN Equity	GB	GBp	2.01%
BELLWAY PLC	BWY LN Equity	GB	GBp	1.95%
YELLOW CAKE PLC	YCA LN Equity	JE	GBp	1.94%
VODAFONE GROUP PLC	VOD LN Equity	GB	GBp	1.93%
ACCOR SA	AC FP Equity	FR	EUR	1.91%
INCHCAPE PLC	INCH LN Equity	GB	GBp	1.87%
STANDARD CHARTERED PLC	STAN LN Equity	GB	GBp	1.80%
LLOYDS BANKING GROUP PLC	LLOY LN Equity	GB	GBp	1.77%
BARCLAYS PLC	BARC LN Equity	GB	GBp	1.72%
BANCO BILBAO VIZCAYA ARGENTARIA SA	BBVA SQ Equity	ES	EUR	1.71%
JD SPORTS FASHION PLC	JD/ LN Equity	GB	GBp	1.70%
LOTTOMATICA GROUP	LTMC IM Equity	IT	EUR	1.69%
AUTO TRADER GROUP PLC	AUTO LN Equity	GB	GBp	1.68%
ALM. BRAND A/S	ALMB DC Equity	DK	DKK	1.64%
KINGFISHER PLC	KGF LN Equity	GB	GBp	1.64%
SSE PLC	SSE LN Equity	GB	GBp	1.63%
HELLOFRESH SE	HFG GY Equity	DE	EUR	1.61%
BALFOUR BEATTY PLC	BBY LN Equity	GB	GBp	1.60%
CURRYS PLC	CURY LN Equity	GB	GBp	1.56%
AIB GROUP PLC	AIBG ID Equity	IE	EUR	1.56%
PLUS500 LTD	PLUS LN Equity	IL	GBp	1.55%
JYSKE BANK A/S	JYSK DC Equity	DK	DKK	1.52%
QINETIQ GROUP PLC	QQ/ LN Equity	GB	GBp	1.52%
RELX PLC	REL LN Equity	GB	GBp	1.49%
OSB GROUP PLC	OSB LN Equity	GB	GBp	1.47%
BERKELEY GROUP HOLDINGS PLC	BKG LN Equity	GB	GBp	1.47%
BANK OF IRELAND GROUP PLC	BIRG ID Equity	IE	EUR	1.46%
INTERCONTINENTAL HOTELS GROUP PLC	IHG LN Equity	GB	USD	1.43%
WHITBREAD PLC	WTB LN Equity	GB	GBp	1.39%
IWG PLC	IWG LN Equity	JE	GBp	1.36%
TIETOEVRV OYJ	TIETO FH Equity	FI	EUR	1.35%
INFRASTRUTTURE WIRELESS ITALIANE SPA	INW IM Equity	IT	EUR	1.34%
TESCO PLC	TSCO LN Equity	GB	GBp	1.32%
RIGHTMOVE PLC	RMV LN Equity	GB	GBp	1.31%
SHELL PLC	SHEL LN Equity	GB	GBp	1.17%

DISCLAIMER

© Solactive AG, 2026. All rights reserved.

The information contained in this factsheet is impersonal, not tailored to the needs of any person, entity or group of persons and for informational purposes only. The information contained herein has been obtained from public sources believed to be reliable, but no representation or warranty, express or implied, is made that such information is accurate or complete and it should not be relied upon as such. The content is provided on an "as is" basis. Solactive AG accepts no responsibility or liability for any errors or for any loss from use of this factsheet or any of the information or data contained herein. In no event shall Solactive AG be liable to any party for any direct, indirect, incidental, exemplary, compensatory, punitive, special or consequential damages, costs, expenses, legal fees, or losses (including, without limitation, lost income or lost profits and opportunity costs) in connection with any use of the factsheets and its content even if advised of the possibility of such damages.

It is not possible to invest directly in an index. Exposure to assets represented by an index is available through investable financial instruments that seek to provide an investment return based on the performance of an index. A decision to invest in any such financial instrument should not be made in reliance on any of the statements set forth in this document. Prospective investors are advised to make an investment in any such financial instrument only after carefully considering the risks associated with investing in such financial instruments, as detailed in an offering memorandum or similar document that is prepared by or on behalf of the issuer of the financial instrument or vehicle.

The financial instruments are not sponsored, promoted, sold or supported in any other manner by Solactive AG nor does Solactive AG offer any express or implicit guarantee or assurance either with regard to the results of using the Index and/or Index trade mark or the Index level at any time or in any other respect. Solactive AG makes no assurance that financial instruments based on the index will accurately track index performance or provide positive investment returns. Solactive AG is not an investment adviser and nothing in this factsheet constitutes a recommendation by Solactive AG to invest capital in financial instruments nor does it in any way represent an assurance or opinion of Solactive AG with regard to any investment in a financial instrument. Inclusion of a security within an index is not a recommendation by Solactive AG to buy, sell, or hold such security, nor is it considered to be investment advice.

The index is launched on 28-Nov-2008. All information, including index levels, provided for any date or time period prior to the launch date is back-tested. Back-tested performance is not actual performance, but is hypothetical. The back-test calculations are based on the same or fundamentally the same methodology that was in effect when the index was launched. A back-test calculation means that no actual investment which allowed a tracking of the performance of the Index was possible at any time during the period of the back-test calculation and that as a result any comparison is purely hypothetical. The methodology and the model used for the calculation and back-test calculation of the Index were developed with the advantage of hindsight. In reality, it is not possible to invest with the advantage of hindsight and therefore this performance comparison is purely theoretical.

Past performance should not be considered as indication or guarantee of any future results. Charts and graphs are provided for illustrative purposes.

This info service is offered exclusively by Solactive AG, Platz der Einheit 1, D-60327 Frankfurt am Main | E-Mail: indexing@solactive.com

"Solactive", "Solactive GBS", "German Index Engineering" and the logo  are registered trademarks of Solactive AG.

The information in this document does not constitute tax, legal or investment advice. The factsheet is proprietary to Solactive AG. Its content may not be modified, reproduced, redistributed or stored in a retrieval system in whole or in part without the prior written consent of Solactive AG.