

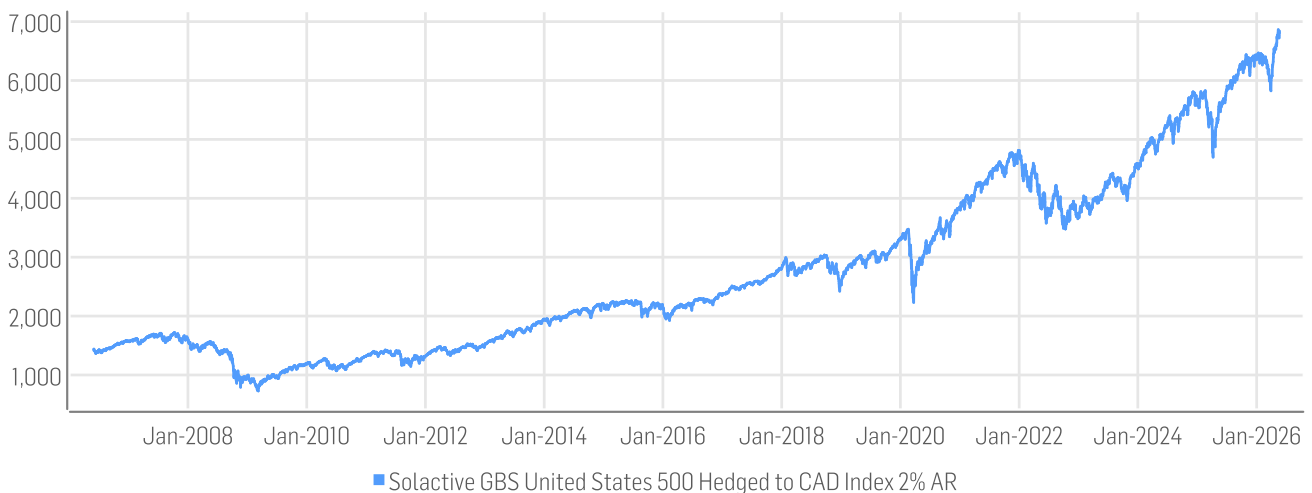
# FACTSHEET - AS OF 22-May-2026

## Solactive GBS United States 500 Hedged to CAD Index 2% AR

### DESCRIPTION

Solactive GBS United States 500 Hedged to CAD Index 2% AR aims to track the performance of the Solactive GBS United States 500 Hedged to CAD Index TR adjusted for a synthetic dividend of 2% per annum

### HISTORICAL PERFORMANCE



### CHARACTERISTICS

ISIN / WKN	DE000SLOKLW4 / SLOKLW	Base Value / Base Date	1418.9 Points / 31.5.2006
Bloomberg / Reuters	US500CE2 Index / .US500CE2	Last Price	6840.92
Index Calculator	Solactive AG	Dividends	Reinvested
Index Type	Adjusted Return	Calculation	09:30am to 4:55 pm (EST), every 15 seconds
Index Currency	CAD	History	Available daily back to 2006.05.31
Index Members	503		

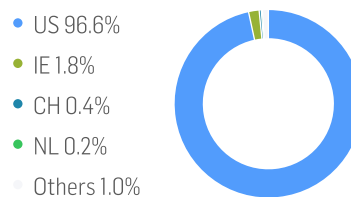
## STATISTICS

CAD	30D	90D	180D	360D	YTD	Since Inception
Performance	4.53%	7.41%	11.41%	22.61%	7.72%	382.13%
Performance (p.a.)						8.19%
Volatility (p.a.)	10.87%	14.99%	13.33%	12.30%	14.06%	20.15%
High	6863.92	6863.92	6863.92	6863.92	6863.92	6863.92
Low	6515.68	5824.39	5824.39	5550.23	5824.39	727.50
Max. Drawdown	-2.07%	-9.02%	-9.95%	-9.95%	-9.95%	-57.70%
VaR 95 \ 99				-21.0% \ -29.1%		-29.8% \ -60.1%
CVaR 95 \ 99				-27.9% \ -39.1%		-50.3% \ -90.4%

## COMPOSITION BY CURRENCIES



## COMPOSITION BY COUNTRIES



## TOP COMPONENTS AS OF 22-May-2026

Company	Ticker	Country	Currency	Index Weight (%)
Money Market Position				-0.01%
NVIDIA CORP	NVDA UW Equity	US	USD	7.78%
APPLE INC	AAPL UW Equity	US	USD	6.83%
MICROSOFT CORP	MSFT UW Equity	US	USD	4.74%
AMAZON.COM INC	AMZN UW Equity	US	USD	3.95%
ALPHABET INC-CL A	GOOGL UW Equity	US	USD	3.45%
BROADCOM INC	AVGO UW Equity	US	USD	2.97%
ALPHABET INC C-SHARES	GOOG UW Equity	US	USD	2.97%
TESLA INC	TSLA UW Equity	US	USD	2.20%
META PLATFORMS INC	META UW Equity	US	USD	2.06%
ELI LILLY & CO	LLY UN Equity	US	USD	1.39%
MICRON TECHNOLOGY INC	MU UW Equity	US	USD	1.31%
JPMORGAN CHASE & CO	JPM UN Equity	US	USD	1.27%
ADVANCED MICRO DEVICES	AMD UW Equity	US	USD	1.17%
BERKSHIRE HATHAWAY INC-CL B	BRK/B UN Equity	US	USD	1.04%
EXXON MOBIL CORP	XOM UN Equity	US	USD	1.00%
JOHNSON & JOHNSON	JNJ UN Equity	US	USD	0.87%
VISA INC-CLASS A SHARES	V UN Equity	US	USD	0.86%

FACTSHEET - AS OF 22-May-2026  
Solactive GBS United States 500 Hedged to CAD Index 2% AR

Company	Ticker	Country	Currency	Index Weight (%)
INTEL CORP	INTC UW Equity	US	USD	0.82%
WALMART INC	WMT UW Equity	US	USD	0.81%
CISCO SYSTEMS INC	CSCO UW Equity	US	USD	0.74%
COSTCO WHOLESALE CORP	COST UW Equity	US	USD	0.71%
CATERPILLAR INC	CAT UN Equity	US	USD	0.64%
MASTERCARD INC-CLASS A	MA UN Equity	US	USD	0.61%
LAM RESEARCH CORP	LRCX UW Equity	US	USD	0.59%
ABBVIE INC	ABBV UN Equity	US	USD	0.59%
NETFLIX INC	NFLX UW Equity	US	USD	0.58%
CHEVRON CORP	CVX UN Equity	US	USD	0.55%
UNITEDHEALTH GROUP INC	UNH UN Equity	US	USD	0.54%
APPLIED MATERIALS INC	AMAT UW Equity	US	USD	0.53%
PROCTER & GAMBLE CO	PG UN Equity	US	USD	0.52%
BANK OF AMERICA CORP	BAC UN Equity	US	USD	0.50%
ORACLE CORP	ORCL UN Equity	US	USD	0.50%
GE AEROSPACE	GE UN Equity	US	USD	0.49%
COCA-COLA CO/THE	KO UN Equity	US	USD	0.49%
HOME DEPOT INC	HD UN Equity	US	USD	0.48%
MERCK & CO. INC.	MRK UN Equity	US	USD	0.47%
GOLDMAN SACHS GROUP INC	GS UN Equity	US	USD	0.46%
PHILIP MORRIS INTERNATIONAL	PM UN Equity	US	USD	0.45%
PALANTIR TECHNOLOGIES INC	PLTR UW Equity	US	USD	0.45%
TEXAS INSTRUMENTS INC	TXN UW Equity	US	USD	0.43%
GE VERNOVA LLC	GEV UN Equity	US	USD	0.43%
QUALCOMM INC	QCOM UW Equity	US	USD	0.39%
MORGAN STANLEY	MS UN Equity	US	USD	0.38%
KLA CORP	KLAC UW Equity	US	USD	0.38%
RTX CORPORATION	RTX UN Equity	US	USD	0.37%
INTERNATIONAL BUSINESS MACHINES CORP	IBM UN Equity	US	USD	0.37%
LINDE PLC	LIN UW Equity	IE	USD	0.37%
WELLS FARGO & CO	WFC UN Equity	US	USD	0.36%
CITIGROUP INC	C UN Equity	US	USD	0.34%
PALO ALTO NETWORKS INC	PANW UW Equity	US	USD	0.33%
VERIZON COMMUNICATIONS INC	VZ UN Equity	US	USD	0.32%
PEPSICO INC	PEP UW Equity	US	USD	0.32%
MCDONALDS CORP	MCD UN Equity	US	USD	0.31%
SANDISK CORP	SNDK UW Equity	US	USD	0.31%
ANALOG DEVICES INC	ADI UW Equity	US	USD	0.30%
NEXTERA ENERGY INC	NEE UN Equity	US	USD	0.29%
AMGEN INC	AMGN UW Equity	US	USD	0.28%
WALT DISNEY CO/THE	DIS UN Equity	US	USD	0.28%
SEAGATE TECHNOLOGY HOLDINGS PLC	STX UW Equity	IE	USD	0.27%
AT&T	T UN Equity	US	USD	0.27%
MARVELL TECHNOLOGY INC	MRVL UW Equity	US	USD	0.27%

FACTSHEET - AS OF 22-May-2026  
Solactive GBS United States 500 Hedged to CAD Index 2% AR

Company	Ticker	Country	Currency	Index Weight (%)
TJX COMPANIES INC	TJX UN Equity	US	USD	0.27%
THERMO FISHER SCIENTIFIC INC	TMO UN Equity	US	USD	0.26%
CROWDSTRIKE HOLDINGS INC	CRWD UW Equity	US	USD	0.26%
GILEAD SCIENCES INC	GILD UW Equity	US	USD	0.26%
AMERICAN EXPRESS CO	AXP UN Equity	US	USD	0.26%
BLACKROCK INC	BLK UN Equity	US	USD	0.26%
BOEING CO/THE	BA UN Equity	US	USD	0.26%
SALESFORCE INC	CRM UN Equity	US	USD	0.25%
WESTERN DIGITAL CORP	WDC UW Equity	US	USD	0.25%
ARISTA NETWORKS INC	ANET UN Equity	US	USD	0.25%
AMPHENOL CORP NEW CL A	APH UN Equity	US	USD	0.25%
UNION PACIFIC CORP	UNP UN Equity	US	USD	0.24%
INTUITIVE SURGICAL INC	ISRG UW Equity	US	USD	0.24%
EATON CORPORATION PLC	ETN UN Equity	IE	USD	0.23%
ABBOTT LABORATORIES	ABT UN Equity	US	USD	0.23%
CORNING INC	GLW UN Equity	US	USD	0.23%
WELLTOWER INC	WELL UN Equity	US	USD	0.23%
PFIZER INC	PFE UN Equity	US	USD	0.23%
CONOCOPHILLIPS	COP UN Equity	US	USD	0.23%
SCHWAB (CHARLES) CORP	SCHW UN Equity	US	USD	0.23%
UBER TECHNOLOGIES INC	UBER UN Equity	US	USD	0.22%
HONEYWELL INTERNATIONAL INC	HON UW Equity	US	USD	0.22%
PROLOGIS INC	PLD UN Equity	US	USD	0.21%
BOOKING HOLDINGS INC	BKNG UW Equity	US	USD	0.20%
DEERE & CO	DE UN Equity	US	USD	0.20%
BRISTOL-MYERS SQUIBB CO	BMJ UN Equity	US	USD	0.19%
LOWES COS INC	LOW UN Equity	US	USD	0.19%
Applovin Corp	APP UW Equity	US	USD	0.19%
S&P GLOBAL INC	SPGI UN Equity	US	USD	0.19%
ALTRIA GROUP INC	MO UN Equity	US	USD	0.19%
LOCKHEED MARTIN CORP	LMT UN Equity	US	USD	0.19%
STARBUCKS CORP	SBUX UW Equity	US	USD	0.18%
NEWMONT CORP	NEM UN Equity	US	USD	0.18%
VERTIV HOLDINGS CO	VRT UN Equity	US	USD	0.18%
PROGRESSIVE CORP	PGR UN Equity	US	USD	0.18%
CHUBB LTD	CB UN Equity	CH	USD	0.18%
CAPITAL ONE FINANCIAL CORP	COF UN Equity	US	USD	0.18%
CVS HEALTH CORP	CVS UN Equity	US	USD	0.18%
PARKER HANNIFIN CORP	PH UN Equity	US	USD	0.17%
SERVICENOW INC	NOW UN Equity	US	USD	0.17%
QUANTA SERVICES INC	PWR UN Equity	US	USD	0.17%
DANAHER CORP	DHR UN Equity	US	USD	0.17%
ACCENTURE PLC-CL A	ACN UN Equity	IE	USD	0.17%
STRYKER CORP	SYK UN Equity	US	USD	0.17%

FACTSHEET - AS OF 22-May-2026  
Solactive GBS United States 500 Hedged to CAD Index 2% AR

Company	Ticker	Country	Currency	Index Weight (%)
VERTEX PHARMACEUTICALS INC	VRTX UN Equity	US	USD	0.17%
SOUTHERN COMPANY THE	SO UN Equity	US	USD	0.16%
MEDTRONIC PLC	MDT UN Equity	IE	USD	0.16%
HOWMET AEROSPACE INC	HWM UN Equity	US	USD	0.16%
CME GROUP INC	CME UN Equity	US	USD	0.16%
CADENCE DESIGN SYSTEMS INC	CDNS UN Equity	US	USD	0.16%
EQUINIX INC	EQIX UN Equity	US	USD	0.16%
SYNOPSYS INC	SNPS UN Equity	US	USD	0.15%
WILLIAMS COS INC	WMB UN Equity	US	USD	0.15%
MCKESSON CORP	MCK UN Equity	US	USD	0.15%
DUKE ENERGY CORP	DUK UN Equity	US	USD	0.15%
TRANE TECHNOLOGIES PLC	TT UN Equity	IE	USD	0.15%
ADOBE INC	ADBE UN Equity	US	USD	0.15%
BANK OF NEW YORK MELLON CORP	BNY UN Equity	US	USD	0.15%
T-MOBILE US INC	TMUS UN Equity	US	USD	0.14%
COMCAST CORP-CLASS A	CMCSA UN Equity	US	USD	0.14%
CUMMINS INC	CMI UN Equity	US	USD	0.14%
PNC FINANCIAL SERVICES GROUP	PNC UN Equity	US	USD	0.14%
FREEMPORT-MCMORAN INC	FCX UN Equity	US	USD	0.14%
AUTOMATIC DATA PROCESSING	ADP UN Equity	US	USD	0.14%
WASTE MANAGEMENT INC	WM UN Equity	US	USD	0.14%
BLACKSTONE INC	BX UN Equity	US	USD	0.14%
SCHLUMBERGER NV	SLB UN Equity	CW	USD	0.13%
INTUIT INC	INTU UN Equity	US	USD	0.13%
CONSTELLATION ENERGY CORPORATION	CEG UN Equity	US	USD	0.13%
DELL TECHNOLOGIES INC - C	DELL UN Equity	US	USD	0.13%
AMERICAN TOWER CORP	AMT UN Equity	US	USD	0.13%
CIENA CORP	CIEN UN Equity	US	USD	0.13%
INTERCONTINENTAL EXCHANGE INC	ICE UN Equity	US	USD	0.13%
FORTINET INC	FTNT UN Equity	US	USD	0.13%
CSX CORP	CSX UN Equity	US	USD	0.13%
US BANCORP	USB UN Equity	US	USD	0.13%
BLOOM ENERGY CORP	BE UN Equity	US	USD	0.13%
MARRIOTT INTERNATIONAL -CL A	MAR UN Equity	US	USD	0.13%
FEDEX CORP	FDX UN Equity	US	USD	0.13%
BOSTON SCIENTIFIC CORP	BSX UN Equity	US	USD	0.13%
JOHNSON CONTROLS INTERNATIONAL PLC	JCI UN Equity	IE	USD	0.13%
SPOTIFY TECHNOLOGY SA	SPOT UN Equity	LU	USD	0.13%
ELEVANCE HEALTH INC	ELV UN Equity	US	USD	0.13%
MONOLITHIC POWER SYSTEMS INC	MPWR UN Equity	US	USD	0.12%
MERCADOLIBRE INC	MELI UN Equity	US	USD	0.12%
3M COMPANY	MMM UN Equity	US	USD	0.12%
EOG RESOURCES INC	EOG UN Equity	US	USD	0.12%
MARATHON PETROLEUM CORP	MPC UN Equity	US	USD	0.12%

FACTSHEET - AS OF 22-May-2026  
Solactive GBS United States 500 Hedged to CAD Index 2% AR

Company	Ticker	Country	Currency	Index Weight (%)
NXP SEMICONDUCTOR NV	NXPI UN Equity	NL	USD	0.12%
UNITED PARCEL SERVICE-CL B	UPS UN Equity	US	USD	0.12%
MARSH & MCLENNAN COS	MRSN UN Equity	US	USD	0.12%
GENERAL DYNAMICS CORP	GD UN Equity	US	USD	0.12%
O REILLY AUTOMOTIVE INC	ORLY UN Equity	US	USD	0.12%
EMERSON ELECTRIC CO	EMR UN Equity	US	USD	0.12%
NORTHROP GRUMMAN CORP	NOC UN Equity	US	USD	0.12%
MONDELEZ INTERNATIONAL INC	MDLZ UN Equity	US	USD	0.12%
HILTON WORLDWIDE HOLDINGS INC	HLT UN Equity	US	USD	0.11%
PHILLIPS 66	PSX UN Equity	US	USD	0.11%
AMERICAN ELECTRIC POWER COMPANY INC	AEP UN Equity	US	USD	0.11%
NORFOLK SOUTHERN CORP	NSC UN Equity	US	USD	0.11%
SHERWIN-WILLIAMS CO	SHW UN Equity	US	USD	0.11%
DATADOG INC	DDOG UN Equity	US	USD	0.11%
COLGATE-PALMOLIVE CO	CL UN Equity	US	USD	0.11%
COHERENT CORP	COHR UN Equity	US	USD	0.11%
ILLINOIS TOOL WORKS	ITW UN Equity	US	USD	0.11%
VALERO ENERGY	VLO UN Equity	US	USD	0.11%
ROSS STORES INC	ROST UN Equity	US	USD	0.11%
ROCKET LAB CORPORATION	RKLB UN Equity	US	USD	0.11%
GENERAL MOTORS CO	GM UN Equity	US	USD	0.11%
MOODYS CORP	MCO UN Equity	US	USD	0.11%
CIGNA GROUP	CI UN Equity	US	USD	0.11%
HCA HEALTHCARE INC	HCA UN Equity	US	USD	0.10%
ROYAL CARIBBEAN CRUISES LTD	RCL UN Equity	LR	USD	0.10%
AON PLC	AON UN Equity	IE	USD	0.10%
AIR PRODUCTS & CHEMICALS INC	APD UN Equity	US	USD	0.10%
SIMON PROPERTY GROUP INC	SPG UN Equity	US	USD	0.10%
WARNER BROS DISCOVERY INC	WBD UN Equity	US	USD	0.10%
CRH PLC	CRH UN Equity	IE	USD	0.10%
LUMENTUM HOLDINGS INC	LITE UN Equity	US	USD	0.10%
TRANSDIGM GROUP INC	TDG UN Equity	US	USD	0.10%
BAKER HUGHES CO	BKR UN Equity	US	USD	0.10%
REGENERON PHARMACEUTICALS	REGN UN Equity	US	USD	0.10%
KINDER MORGAN INC	KMI UN Equity	US	USD	0.10%
COMFORT SYSTEMS USA INC	FIX UN Equity	US	USD	0.10%
KKR & CO INC	KKR UN Equity	US	USD	0.10%
DIGITAL REALTY TRUST INC	DLR UN Equity	US	USD	0.10%
MOTOROLA SOLUTIONS INC	MSI UN Equity	US	USD	0.10%
TRAVELERS COS INC/THE	TRV UN Equity	US	USD	0.10%
ECOLAB INC	ECL UN Equity	US	USD	0.10%
CLOUDFLARE INC - CLASS A	NET UN Equity	US	USD	0.10%
UNITED RENTALS INC	URI UN Equity	US	USD	0.09%
PACCAR INC	PCAR UN Equity	US	USD	0.09%

FACTSHEET - AS OF 22-May-2026  
Solactive GBS United States 500 Hedged to CAD Index 2% AR

Company	Ticker	Country	Currency	Index Weight (%)
ALLSTATE CORP	ALL UN Equity	US	USD	0.09%
L3HARRIS TECHNOLOGIES INC	LHX UN Equity	US	USD	0.09%
TARGET CORP	TGT UN Equity	US	USD	0.09%
SNOWFLAKE INC	SNOW UN Equity	US	USD	0.09%
TRUIST FINANCIAL CORP	TFC UN Equity	US	USD	0.09%
REALTY INCOME CORP	O UN Equity	US	USD	0.09%
ONEOK INC	OKE UN Equity	US	USD	0.09%
DOMINION ENERGY INC	D UN Equity	US	USD	0.09%
KEYSIGHT TECHNOLOGIES INC	KEYS UN Equity	US	USD	0.09%
TARGA RESOURCES CORP	TRGP UN Equity	US	USD	0.09%
CINTAS CORP	CTAS UW Equity	US	USD	0.09%
ROBINHOOD MARKETS INC - A	HOOD UW Equity	US	USD	0.09%
TERADYNE INC	TER UW Equity	US	USD	0.09%
SEMPRA ENERGY	SRE UN Equity	US	USD	0.09%
MONSTER BEVERAGE CORP	MNST UW Equity	US	USD	0.09%
FORD MOTOR CO	F UN Equity	US	USD	0.09%
DOORDASH INC	DASH UW Equity	US	USD	0.09%
AUTOZONE INC	AZO UN Equity	US	USD	0.09%
TE CONNECTIVITY LTD	TEL UN Equity	CH	USD	0.09%
MICROCHIP TECHNOLOGY INC	MCHP UW Equity	US	USD	0.08%
CHENIERE ENERGY INC	LNG UN Equity	US	USD	0.08%
VISTRA CORP	VST UN Equity	US	USD	0.08%
EDWARDS LIFESCIENCES CORP	EW UN Equity	US	USD	0.08%
AMETEK INC	AME UN Equity	US	USD	0.08%
DEVON ENERGY CORPORATION	DVN UN Equity	US	USD	0.08%
HEWLETT PACKARD ENTERPRISE COMPANY	HPE UN Equity	US	USD	0.08%
AUTODESK INC	ADSK UW Equity	US	USD	0.08%
WW GRAINGER INC	GWW UN Equity	US	USD	0.08%
CARRIER GLOBAL CORP	CARR UN Equity	US	USD	0.08%
ARTHUR J GALLAGHER & CO	AJG UN Equity	US	USD	0.08%
CORTEVA INC	CTVA UN Equity	US	USD	0.08%
APOLLO GLOBAL MANAGEMENT INC	APO UN Equity	US	USD	0.08%
FASTENAL CO	FAST UW Equity	US	USD	0.08%
AFLAC INC	AFL UN Equity	US	USD	0.08%
EBAY INC	EBAY UW Equity	US	USD	0.08%
XCEL ENERGY INC	XEL UW Equity	US	USD	0.08%
STRATEGY INC-CL A	MSTR UW Equity	US	USD	0.08%
ENERGY CORP	ETR UN Equity	US	USD	0.08%
DELTA AIR LINES	DAL UN Equity	US	USD	0.08%
AIRBNB INC	ABNB UW Equity	US	USD	0.08%
NUCOR CORP	NUE UN Equity	US	USD	0.08%
ROCKWELL AUTOMATION INC	ROK UN Equity	US	USD	0.08%
NIKE INC	NKE UN Equity	US	USD	0.08%
OCCIDENTAL PETROLEUM CORP	OXY UN Equity	US	USD	0.07%

FACTSHEET - AS OF 22-May-2026  
Solactive GBS United States 500 Hedged to CAD Index 2% AR

Company	Ticker	Country	Currency	Index Weight (%)
EXELON CORP	EXC UN Equity	US	USD	0.07%
FLEX LTD	FLEX UN Equity	SG	USD	0.07%
STATE STREET CORP	STT UN Equity	US	USD	0.07%
WESTINGHOUSE AIR BRAKE TECHNOLOGIES CORP	WAB UN Equity	US	USD	0.07%
FIFTH THIRD BANCORP	FITB UN Equity	US	USD	0.07%
IDEXX LABORATORIES INC	IDXX UN Equity	US	USD	0.07%
ON SEMICONDUCTOR CORPORATION	ON UN Equity	US	USD	0.07%
REPUBLIC SERVICES INC	RSG UN Equity	US	USD	0.07%
CENCORA INC	COR UN Equity	US	USD	0.07%
ELECTRONIC ARTS INC	EA UN Equity	US	USD	0.07%
CHIPOTLE MEXICAN GRILL INC	CMG UN Equity	US	USD	0.07%
PUBLIC STORAGE	PSA UN Equity	US	USD	0.07%
ANGLOGOLD ASHANTI PLC	AU UN Equity	ZA	USD	0.07%
CARDINAL HEALTH INC	CAH UN Equity	US	USD	0.07%
METLIFE INC	MET UN Equity	US	USD	0.07%
BECTON DICKINSON AND CO	BDX UN Equity	US	USD	0.07%
CARVANA CO	CVNA UN Equity	US	USD	0.07%
YUM! BRANDS	YUM UN Equity	US	USD	0.07%
D R HORTON INC	DHI UN Equity	US	USD	0.06%
AMERIPRISE FINANCIAL INC	AMP UN Equity	US	USD	0.06%
MSCI INC	MSCI UN Equity	US	USD	0.06%
EMCOR GROUP INC	EME UN Equity	US	USD	0.06%
KROGER CO	KR UN Equity	US	USD	0.06%
KEURIG DR PEPPER INC	KDP UN Equity	US	USD	0.06%
PG&E CORP	PCG UN Equity	US	USD	0.06%
NASDAQ INC	NDAQ UN Equity	US	USD	0.06%
CREDO TECHNOLOGY GROUP HOLDING LTD	CRDO UN Equity	KY	USD	0.06%
COINBASE GLOBAL INC -CLASS A	COIN UN Equity	US	USD	0.06%
BLOCK INC	XYZ UN Equity	US	USD	0.06%
PRUDENTIAL FINANCIAL INC	PRU UN Equity	US	USD	0.06%
CBOE GLOBAL MARKETS INC	CBOE UN Equity	US	USD	0.06%
ARCHER-DANIELS-MIDLAND CO	ADM UN Equity	US	USD	0.06%
GARMIN LTD	GRMN UN Equity	CH	USD	0.06%
WEC ENERGY GROUP INC	WEC UN Equity	US	USD	0.06%
IRON MTN INC	IRM UN Equity	US	USD	0.06%
AMERICAN INTERNATIONAL GROUP INC	AIG UN Equity	US	USD	0.06%
FERGUSON PLC	FERG UN Equity	JE	USD	0.06%
PAYPAL HOLDINGS INC.	PYPL UN Equity	US	USD	0.06%
DIAMONDBACK ENERGY INC	FANG UN Equity	US	USD	0.06%
CONSOLIDATED EDISON INC	ED UN Equity	US	USD	0.06%
CBRE GROUP INC	CBRE UN Equity	US	USD	0.06%
EQT CORP	EQT UN Equity	US	USD	0.06%
JABIL INC	JBL UN Equity	US	USD	0.06%
PUBLIC SERVICE ENTERPRISE GROUP ORD	PEG UN Equity	US	USD	0.06%

FACTSHEET - AS OF 22-May-2026  
Solactive GBS United States 500 Hedged to CAD Index 2% AR

Company	Ticker	Country	Currency	Index Weight (%)
TAKE-TWO INTERACTIVE SOFTWARE INC	TTWO UN Equity	US	USD	0.06%
HUMANA INC	HUM UN Equity	US	USD	0.06%
VENTAS INC	VTR UN Equity	US	USD	0.06%
OLD DOMINION FREIGHT LINE INC	ODFL UN Equity	US	USD	0.06%
CROWN CASTLE INC	CCI UN Equity	US	USD	0.06%
SYSCO CORP	SYU UN Equity	US	USD	0.06%
ALNYLAM PHARMACEUTICALS INC	ALNY UN Equity	US	USD	0.06%
ASTERA LABS INC	ALAB UN Equity	US	USD	0.06%
HARTFORD FINANCIAL SERVICES GROUP INC	HIG UN Equity	US	USD	0.06%
NORTHERN TRUST CORP	NTRS UN Equity	US	USD	0.05%
CASEYS GENERAL STORES INC	CASY UN Equity	US	USD	0.05%
GE HEALTHCARE TECHNOLOGIES INC	GEHC UN Equity	US	USD	0.05%
QNTY ELECTRONICS INC	Q UN Equity	US	USD	0.05%
KENVUE INC	KVUE UN Equity	US	USD	0.05%
PAYCHEX INC	PAYX UN Equity	US	USD	0.05%
MARTIN MARIETTA MATERIALS	MLM UN Equity	US	USD	0.05%
STEEL DYNAMICS INC	STLD UN Equity	US	USD	0.05%
ATMOS ENERGY CORP	ATO UN Equity	US	USD	0.05%
VICI PROPERTIES INC	VICI UN Equity	US	USD	0.05%
AGILENT TECHNOLOGIES INC	A UN Equity	US	USD	0.05%
KIMBERLY-CLARK CORP	KMB UN Equity	US	USD	0.05%
ROPER TECHNOLOGIES INC	ROP UN Equity	US	USD	0.05%
RESMED INC	RMD UN Equity	US	USD	0.05%
UNITED AIRLINES HOLDINGS INC	UAL UN Equity	US	USD	0.05%
SUNBELT RENTAL HOLDINGS INC	SUNB UN Equity	US	USD	0.05%
ROBLOX CORP	RBLX UN Equity	US	USD	0.05%
AXON ENTERPRISE INC	AXON UN Equity	US	USD	0.05%
AMEREN CORP	AEE UN Equity	US	USD	0.05%
INTERACTIVE BROKERS GROUP INC	IBKR UN Equity	US	USD	0.05%
VULCAN MATERIALS CO	VMC UN Equity	US	USD	0.05%
ZOETIS INC	ZTS UN Equity	US	USD	0.05%
ARCH CAPITAL GROUP LTD	ACGL UN Equity	BM	USD	0.05%
WATERS CORP	WAT UN Equity	US	USD	0.05%
M & T BANK CORP	MTB UN Equity	US	USD	0.05%
HUNTINGTON BANCSHARES INC/OH	HBAN UN Equity	US	USD	0.05%
EXTRA SPACE STORAGE INC	EXR UN Equity	US	USD	0.05%
FISERV INC	FISV UN Equity	US	USD	0.05%
DTE ENERGY CO	DTE UN Equity	US	USD	0.05%
HALLIBURTON CO	HAL UN Equity	US	USD	0.05%
WORKDAY INC	WDAY UN Equity	US	USD	0.04%
WILLIS TOWERS WATSON PLC	WTW UN Equity	IE	USD	0.04%
HERSHEY CO/THE	HSY UN Equity	US	USD	0.04%
PPL CORP	PPL UN Equity	US	USD	0.04%
NATERA INC	NTRA UN Equity	US	USD	0.04%

FACTSHEET - AS OF 22-May-2026  
Solactive GBS United States 500 Hedged to CAD Index 2% AR

Company	Ticker	Country	Currency	Index Weight (%)
FIRST SOLAR INC	FSLR UN Equity	US	USD	0.04%
CINCINNATI FINANCIAL CORP	CINF UN Equity	US	USD	0.04%
CMS ENERGY CORP	CMS UN Equity	US	USD	0.04%
ARES MANAGEMENT CORP	ARES UN Equity	US	USD	0.04%
DEXCOM INC	DXCM UN Equity	US	USD	0.04%
FAIR ISAAC CORP	FICO UN Equity	US	USD	0.04%
DARDEN RESTAURANTS INC	DRI UN Equity	US	USD	0.04%
LIVE NATION ENTERTAINMENT IN	LYV UN Equity	US	USD	0.04%
HUBBELL INC-CL B	HUBB UN Equity	US	USD	0.04%
EDISON INTERNATIONAL	EIX UN Equity	US	USD	0.04%
EXPEDIA GROUP INC	EXPE UN Equity	US	USD	0.04%
INGERSOLL-RAND INC	IR UN Equity	US	USD	0.04%
FIRSTENERGY	FE UN Equity	US	USD	0.04%
MASTEC INC	MTZ UN Equity	US	USD	0.04%
NETAPP INC	NTAP UN Equity	US	USD	0.04%
HP INC	HPQ UN Equity	US	USD	0.04%
REGIONS FINANCIAL CORP	RF UN Equity	US	USD	0.04%
MARKEL GROUP INC	MKL UN Equity	US	USD	0.04%
FORTRESS TRANSPORTATION & INFRASTRUCTURE INVESTORS LLC	FTAI UN Equity	KY	USD	0.04%
AVALONBAY COMMUNITIES INC	AVB UN Equity	US	USD	0.04%
NISOURCE INC	NI UN Equity	US	USD	0.04%
XPO INC	XPO UN Equity	US	USD	0.04%
SYNCHRONY FINANCIAL	SYF UN Equity	US	USD	0.04%
RAYMOND JAMES FINL.	RJF UN Equity	US	USD	0.04%
UNITED THERAPEUTICS CORP	UTHR UN Equity	US	USD	0.04%
AMERICAN WATER WORKS CO INC	AWK UN Equity	US	USD	0.04%
TECHNIPFMC PLC	FTI UN Equity	GB	USD	0.04%
WEST PHARMACEUTICAL SERVICES INC	WST UN Equity	US	USD	0.04%
EVERPURE INC	P UN Equity	US	USD	0.04%
CURTISS-WRIGHT CORP	CW UN Equity	US	USD	0.04%
TAPESTRY INC	TPR UN Equity	US	USD	0.04%
TEXAS PACIFIC LAND TRUST	TPL UN Equity	US	USD	0.04%
COPART INC	CPRT UN Equity	US	USD	0.04%
NRG ENERGY INC	NRG UN Equity	US	USD	0.04%
AMRIZE AG	AMRZ UN Equity	CH	USD	0.04%
COREWEAVE INC	CRWV UN Equity	US	USD	0.04%
TELEDYNE TECHNOLOGIES INC	TDY UN Equity	US	USD	0.04%
CONSTELLATION BRANDS INC CL A	STZ UN Equity	US	USD	0.04%
DOW INC	DOW UN Equity	US	USD	0.04%
PPG INDUSTRIES INC	PPG UN Equity	US	USD	0.04%
IQVIA HOLDINGS INC	IQV UN Equity	US	USD	0.04%
OTIS WORLDWIDE CORP	OTIS UN Equity	US	USD	0.04%
AST SPACEMOBILE INC	ASTS UN Equity	US	USD	0.04%

FACTSHEET - AS OF 22-May-2026  
Solactive GBS United States 500 Hedged to CAD Index 2% AR

Company	Ticker	Country	Currency	Index Weight (%)
COGNIZANT TECHNOLOGY SOLUTIONS CORP	CTSH UN Equity	US	USD	0.04%
CARNIVAL CORP LTD	CCL UN Equity	PA	USD	0.04%
CHURCH & DWIGHT CO INC	CHD UN Equity	US	USD	0.04%
BIOGEN INC	BIIB UN Equity	US	USD	0.04%
CITIZENS FINANCIAL GROUP INC	CFG UN Equity	US	USD	0.04%
CENTENE CORP	CNC UN Equity	US	USD	0.04%
CORPAY INC	CPAY UN Equity	US	USD	0.04%
VERISIGN INC	VRSN UN Equity	US	USD	0.04%
ZOOM VIDEO COMMUNICATIONS INC	ZM UN Equity	US	USD	0.04%
FABRINET	FN UN Equity	KY	USD	0.04%
INSMED INC	INSM UN Equity	US	USD	0.04%
DOLLAR GENERAL CORP	DG UN Equity	US	USD	0.04%
LPL FINANCIAL HOLDINGS INC	LPLA UN Equity	US	USD	0.04%
DOVER CORP	DOV UN Equity	US	USD	0.04%
CENTERPOINT ENERGY INC	CNP UN Equity	US	USD	0.04%
XYLEM INC	XYL UN Equity	US	USD	0.04%
MONGODDB INC	MDB UN Equity	US	USD	0.04%
VERISK ANALYTICS INC	VRSK UN Equity	US	USD	0.04%
EVERSOURCE ENERGY	ES UN Equity	US	USD	0.04%
VEEVA SYSTEMS INC	VEEV UN Equity	US	USD	0.04%
HUNT (JB) TRANSPRT SVCS INC	JBHT UN Equity	US	USD	0.03%
ALLIANT ENERGY CORP	LNT UN Equity	US	USD	0.03%
ZSCALER INC	ZS UN Equity	US	USD	0.03%
LOEWS CORP	L UN Equity	US	USD	0.03%
GLOBAL PAYMENTS INC	GPN UN Equity	US	USD	0.03%
T ROWE PRICE GROUP INC	TROW UN Equity	US	USD	0.03%
ROYALTY PHARMA PLC- CL A	RPRX UN Equity	GB	USD	0.03%
EXPEDITORS INTL WASH INC	EXPD UN Equity	US	USD	0.03%
PACK.CORP.OF AM.	PKG UN Equity	US	USD	0.03%
COUPANG INC	CPNG UN Equity	US	USD	0.03%
SBA COMMUNICATIONS CORP-CL A	SBAC UN Equity	US	USD	0.03%
KRAFT HEINZ CO THE	KHC UN Equity	US	USD	0.03%
PRINCIPAL FINANCIAL GROUP INC	PFG UN Equity	US	USD	0.03%
QUEST DIAGNOSTICS INC	DGX UN Equity	US	USD	0.03%
AFFIRM HOLDINGS INC	AFRM UN Equity	US	USD	0.03%
ENTEGRIS INC	ENTG UN Equity	US	USD	0.03%
CIRCLE INTERNET GROUP INC	CRCL UN Equity	US	USD	0.03%
BROWN & BROWN INC	BRO UN Equity	US	USD	0.03%
WILLIAMS-SONOMA INC	WSM UN Equity	US	USD	0.03%
WR BERKLEY CORP	WRB UN Equity	US	USD	0.03%
INCYTE CORP	INCY UN Equity	US	USD	0.03%
OMNICOM GROUP	OMC UN Equity	US	USD	0.03%
DOLLAR TREE	DLTR UN Equity	US	USD	0.03%
DUPONT DE NEMOURS INC	DD UN Equity	US	USD	0.03%

FACTSHEET - AS OF 22-May-2026  
Solactive GBS United States 500 Hedged to CAD Index 2% AR

Company	Ticker	Country	Currency	Index Weight (%)
AMCOR PLC	AMCR UN Equity	JE	USD	0.03%
INTL FLAVORS & FRAGRANCES	IFF UN Equity	US	USD	0.03%
WEYERHAEUSER CO	WY UN Equity	US	USD	0.03%
ESSEX PROPERTY TRUST INC	ESS UN Equity	US	USD	0.03%
AERCAP HOLDINGS NV	AER UN Equity	NL	USD	0.03%
EXPAND ENERGY CORPORATION	EXE UW Equity	US	USD	0.03%
ESTEE LAUDER COMPANIES INC	EL UN Equity	US	USD	0.03%
METTLER-TOLEDO INTL	MTD UN Equity	US	USD	0.03%
HEICO CORP-CLASS A	HEI/A UN Equity	US	USD	0.03%
SMURFIT WESTROCK PLC	SW UN Equity	IE	USD	0.03%
LENNAR CORP	LEN UN Equity	US	USD	0.03%
SOFI TECHNOLOGIES INC	SOFI UW Equity	US	USD	0.03%
WOODWARD INC	WWD UW Equity	US	USD	0.03%
LYONDELLBASELL INDU-CL A	LYB UN Equity	NL	USD	0.03%
FORTIVE CORP	FTV UN Equity	US	USD	0.03%
SOUTHWEST AIRLINES CO	LUV UN Equity	US	USD	0.03%
BROADRIDGE FINL SOLUTIONS I COM	BR UN Equity	US	USD	0.03%
PULTE GROUP INC	PHM UN Equity	US	USD	0.03%
EQUITY RESIDENTIAL	EQR UN Equity	US	USD	0.03%
ULTA BEAUTY INC	ULTA UW Equity	US	USD	0.03%
INTERNATIONAL PAPER CO	IP UN Equity	US	USD	0.03%
FIDELITY NATIONAL INFORMATION SERVICES INC	FIS UN Equity	US	USD	0.03%
STERIS PLC	STE UN Equity	IE	USD	0.03%
REDDIT INC	RDDT UN Equity	US	USD	0.03%
EQUIFAX INC	EFX UN Equity	US	USD	0.03%
INVITATION HOMES INC	INVH UN Equity	US	USD	0.03%
SUPER MICRO COMPUTER INC	SMCI UW Equity	US	USD	0.03%
FIRST CITIZENS BANCSHARES INC/NC	FCNCA UW Equity	US	USD	0.03%
SOUTHERN COPPER CORP	SCCO UN Equity	US	USD	0.03%
PTC INC	PTC UW Equity	US	USD	0.03%
ROYAL GOLD INC	RGLD UW Equity	US	USD	0.03%
TRACTOR SUPPLY COMPANY	TSCO UW Equity	US	USD	0.03%
ILLUMINA INC	ILMN UW Equity	US	USD	0.03%
TYSON FOODS INC	TSN UN Equity	US	USD	0.03%
ZIMMER BIOMET HOLDINGS INC	ZBH UN Equity	US	USD	0.03%
LABCORP HOLDINGS INC	LH UN Equity	US	USD	0.03%
GENERAL MILLS INC	GIS UN Equity	US	USD	0.03%
KEYCORP	KEY UN Equity	US	USD	0.03%
RELIANCE STEEL & ALUMINUM	RS UN Equity	US	USD	0.03%
EVERGY INC	EVERG UW Equity	US	USD	0.03%
VERALTO CORP	VLTO UN Equity	US	USD	0.03%
COOPER COMPANIES INC	COO UW Equity	US	USD	0.02%
ATLASSIAN CORPORATION PLC	TEAM UW Equity	GB	USD	0.02%
NVR INC	NVR UN Equity	US	USD	0.02%

FACTSHEET - AS OF 22-May-2026  
Solactive GBS United States 500 Hedged to CAD Index 2% AR

Company	Ticker	Country	Currency	Index Weight (%)
MCCORMICK & CO-NON VTG SHRS	MKC UN Equity	US	USD	0.02%
TRIMBLE INC	TRMB UW Equity	US	USD	0.02%
ECHOSTAR CORP	SATS UW Equity	US	USD	0.02%
CHARTER COMMUNICATIONS INC	CHTR UW Equity	US	USD	0.02%
HEICO CORP	HEI UN Equity	US	USD	0.02%
RIVIAN AUTOMOTIVE INC	RIVN UW Equity	US	USD	0.02%
LEIDOS HOLDINGS INC	LDOS UN Equity	US	USD	0.02%
LENNOX INTL	LII UN Equity	US	USD	0.02%
TRADEWEB MARKETS INC	TW UW Equity	US	USD	0.02%
FLUTTER ENTERTAINMENT PLC	FLUT UN Equity	IE	USD	0.02%
DRAFTKINGS INC	DKNG UW Equity	US	USD	0.02%
SAMSARA INC	IOT UN Equity	US	USD	0.02%
BUNGE LTD	BG UN Equity	BM	USD	0.02%
RALPH LAUREN CORP	RL UN Equity	US	USD	0.02%
VIKING HOLDINGS LTD	VIK UN Equity	BM	USD	0.02%
TYLER TECHNOLOGIES INC	TYL UN Equity	US	USD	0.02%
TKO GROUP HOLDINGS INC	TKO UN Equity	US	USD	0.02%
LULULEMON ATHLETICA INC	LULU UW Equity	US	USD	0.02%
ROLLINS INC	ROL UN Equity	US	USD	0.02%
CDW CORP/DE	CDW UW Equity	US	USD	0.02%
LAS VEGAS SANDS CORP	LVS UN Equity	US	USD	0.02%
GENUINE PARTS CO	GPC UN Equity	US	USD	0.02%
TOAST INC-CLASS A	TOST UN Equity	US	USD	0.02%
JACOBS SOLUTIONS INC	J UN Equity	US	USD	0.02%
DECKERS OUTDOOR CORP	DECK UN Equity	US	USD	0.02%
CARLYLE GROUP INC	CG UW Equity	US	USD	0.02%
ROCKET COS INC	RKT UN Equity	US	USD	0.02%
SS&C TECHNOLOGIES HOLDINGS INC	SSNC UW Equity	US	USD	0.02%
INSULET CORP	PODD UW Equity	US	USD	0.02%
EVEREST GROUP LTD	EG UN Equity	BM	USD	0.02%
WATSCO INC	WSO UN Equity	US	USD	0.02%
CARLISLE COS INC	CSL UN Equity	US	USD	0.02%
FOX CORP CLASS A (NEW)	FOXA UW Equity	US	USD	0.02%
MEDLINE INC	MDLN UW Equity	US	USD	0.02%
MID-AMERICA APARTMENT COMM	MAA UN Equity	US	USD	0.02%
SUN COMMUNITIES INC	SUI UN Equity	US	USD	0.02%
COSTAR GROUP INC	CSGP UW Equity	US	USD	0.02%
TPG INC	TPG UW Equity	US	USD	0.01%
SYMBOTIC INC	SYM UQ Equity	US	USD	0.01%
FOX CORP CLASS B (NEW)	FOX UW Equity	US	USD	0.01%
GLOBALFOUNDRIES INC	GFS UW Equity	KY	USD	0.01%
WARNER MUSIC GROUP CORP	WMG UW Equity	US	USD	0.01%
AMER SPORTS INC	AS UN Equity	KY	USD	0.01%
VENTURE GLOBAL INC	VG UN Equity	US	USD	0.01%

FACTSHEET - AS OF 22-May-2026  
Solactive GBS United States 500 Hedged to CAD Index 2% AR

AMDOCS LTD	DOX UW Equity	GG	USD	0.01%
LENNAR CORP - B SHS	LEN/B UN Equity	US	USD	0.00%
UBIQITI INC	UI UN Equity	US	USD	0.00%

## DISCLAIMER

© Solactive AG, 2026. All rights reserved.


The information contained in this factsheet is impersonal, not tailored to the needs of any person, entity or group of persons and for informational purposes only. The information contained herein has been obtained from public sources believed to be reliable, but no representation or warranty, express or implied, is made that such information is accurate or complete and it should not be relied upon as such. The content is provided on an "as is" basis. Solactive AG accepts no responsibility or liability for any errors or for any loss from use of this factsheet or any of the information or data contained herein. In no event shall Solactive AG be liable to any party for any direct, indirect, incidental, exemplary, compensatory, punitive, special or consequential damages, costs, expenses, legal fees, or losses (including, without limitation, lost income or lost profits and opportunity costs) in connection with any use of the factsheets and its content even if advised of the possibility of such damages.

It is not possible to invest directly in an index. Exposure to assets represented by an index is available through investable financial instruments that seek to provide an investment return based on the performance of an index. A decision to invest in any such financial instrument should not be made in reliance on any of the statements set forth in this document. Prospective investors are advised to make an investment in any such financial instrument only after carefully considering the risks associated with investing in such financial instruments, as detailed in an offering memorandum or similar document that is prepared by or on behalf of the issuer of the financial instrument or vehicle.

The financial instruments are not sponsored, promoted, sold or supported in any other manner by Solactive AG nor does Solactive AG offer any express or implicit guarantee or assurance either with regard to the results of using the Index and/or Index trade mark or the Index level at any time or in any other respect. Solactive AG makes no assurance that financial instruments based on the index will accurately track index performance or provide positive investment returns. Solactive AG is not an investment adviser and nothing in this factsheet constitutes a recommendation by Solactive AG to invest capital in financial instruments nor does it in any way represent an assurance or opinion of Solactive AG with regard to any investment in a financial instrument. Inclusion of a security within an index is not a recommendation by Solactive AG to buy, sell, or hold such security, nor is it considered to be investment advice.

Past performance should not be considered as indication or guarantee of any future results. Charts and graphs are provided for illustrative purposes.

This info service is offered exclusively by Solactive AG, Platz der Einheit 1, D-60327 Frankfurt am Main | E-Mail: [indexing@solactive.com](mailto:indexing@solactive.com)

"Solactive", "Solactive GBS", "German Index Engineering" and the logo  are registered trademarks of Solactive AG.

The information in this document does not constitute tax, legal or investment advice. The factsheet is proprietary to Solactive AG. Its content may not be modified, reproduced, redistributed or stored in a retrieval system in whole or in part without the prior written consent of Solactive AG.