

## Solactive ISS ESG Global Markets Net Zero Pathway Custom GBP Index TR

### DESCRIPTION

The Solactive ISS ESG Global Markets Net Zero Pathway Custom GBP Index TR aims to represent Global Markets securities in a fashion that complies with the regulations laid out for EU Paris-Aligned Benchmarks (EU PAB). It also aims to implement recommendations published by the IIGCC in their Net Zero investment Framework. The underlying securities are selected in such a manner that the resulting benchmark portfolio's GHG emissions are aligned with the long-term global warming target of the Paris Climate Agreement, including only companies operating in accordance with market standards for responsible business conduct (Norms-Based Research) and controversial weapons. Those standards are based on established norms such as the United Nations Global Compact and the exclusion of significant involvement in defined sectors. In addition, certain activities are excluded from the index based on fixed revenue thresholds. The index is calculated as a TR version in GBP.

### HISTORICAL PERFORMANCE



### CHARACTERISTICS

ISIN / WKN	SLOH8Y	Base Value / Base Date	1000 Points / 05.02.2014
Bloomberg / Reuters	/ .SGNTZCBT	Last Price	4879.46
Index Calculator	Solactive AG	Dividends	Reinvested
Index Type	Total Return	Calculation	1:00 am to 10:50 pm (CET), every 15 seconds
Index Currency	GBP	History	Available daily back to 05.02.2014
Index Members	1932		

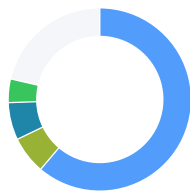
## STATISTICS

GBP	30D	90D	180D	360D	YTD	Since Inception
Performance	7.14%	8.17%	11.67%	30.95%	12.11%	387.95%
Performance (p.a.)						13.74%
Volatility (p.a.)	8.12%	11.71%	9.99%	9.27%	10.54%	13.51%
High	4879.46	4879.46	4879.46	4879.46	4879.46	4879.46
Low	4554.15	4135.06	4135.06	3726.08	4135.06	1000.00
Sharpe Ratio*	15.75	2.89	2.14	2.99	2.71	0.74
Max. Drawdown	-1.58%	-8.33%	-8.33%	-8.33%	-8.33%	-23.96%
VaR 95 \ 99				-16.2% \ -24.7%		-20.4% \ -36.9%
CVaR 95 \ 99				-22.3% \ -28.3%		-31.5% \ -54.2%

\* Up to 31 December 2021, ex-post Sharpe ratios use as input for the risk free rate term the London Inter-Bank Offered rates in the respective currencies of the index and at a term equal to the observation period. From 3 January 2022 onwards, Sharpe ratios will be / are calculated using as reference risk free rate input the overnight replacement rate for these currencies, namely SONIA (for GBP), SOFR (for USD) and EURIBOR Overnight (for EUR).

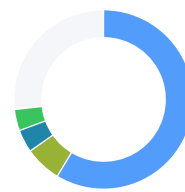
## COMPOSITION BY CURRENCIES

- USD 61.2%
- EUR 6.7%
- JPY 6.6%
- TWD 4.2%
- Others 21.4%



## COMPOSITION BY COUNTRIES

- US 58.6%
- JP 6.6%
- TW 4.1%
- KR 3.8%
- Others 26.8%



## TOP COMPONENTS AS OF 29-May-2026

Company	Ticker	Country	Currency	Index Weight (%)
NVIDIA CORP	NVDA UW Equity	US	USD	5.85%
APPLE INC	AAPL UW Equity	US	USD	5.26%
MICROSOFT CORP	MSFT UW Equity	US	USD	3.85%
AMAZON.COM INC	AMZN UW Equity	US	USD	2.57%
TAIWAN SEMICONDUCTOR MANUFAC	2330 TT Equity	TW	TWD	2.55%
ALPHABET INC-CL A	GOOGL UW Equity	US	USD	2.35%
BROADCOM INC	AVGO UW Equity	US	USD	2.08%
ALPHABET INC C-SHARES	GOOG UW Equity	US	USD	1.95%
META PLATFORMS INC	META UW Equity	US	USD	1.36%
TESLA INC	TSLA UW Equity	US	USD	1.27%
SK HYNIX INC	000660 KP Equity	KR	KRW	1.22%
SAMSUNG ELECTRONICS CO LTD	005930 KP Equity	KR	KRW	1.22%
MICRON TECHNOLOGY INC	MU UW Equity	US	USD	1.15%
ELI LILLY & CO	LLY UN Equity	US	USD	0.95%
ADVANCED MICRO DEVICES	AMD UW Equity	US	USD	0.88%

Company	Ticker	Country	Currency	Index Weight (%)
JPMORGAN CHASE & CO	JPM UN Equity	US	USD	0.80%
ASML HOLDING NV	ASML NA Equity	NL	EUR	0.64%
JOHNSON & JOHNSON	JNJ UN Equity	US	USD	0.56%
INTEL CORP	INTC UW Equity	US	USD	0.56%
VISA INC-CLASS A SHARES	V UN Equity	US	USD	0.55%
TENCENT HOLDINGS LTD	700 HK Equity	KY	HKD	0.53%
CISCO SYSTEMS INC	CSCO UW Equity	US	USD	0.51%
WALMART INC	WMT UW Equity	US	USD	0.50%
LAM RESEARCH CORP	LRCX UW Equity	US	USD	0.43%
COSTCO WHOLESALE CORP	COST UW Equity	US	USD	0.43%
ALIBABA GROUP HOLDING LTD	9988 HK Equity	KY	HKD	0.42%
ABBVIE INC	ABBV UN Equity	US	USD	0.40%
MASTERCARD INC-CLASS A	MA UN Equity	US	USD	0.39%
NETFLIX INC	NFLX UW Equity	US	USD	0.39%
APPLIED MATERIALS INC	AMAT UW Equity	US	USD	0.39%
ORACLE CORP	ORCL UN Equity	US	USD	0.38%
UNITEDHEALTH GROUP INC	UNH UN Equity	US	USD	0.35%
PROCTER & GAMBLE CO	PG UN Equity	US	USD	0.35%
COCA-COLA CO/THE	KO UN Equity	US	USD	0.33%
BANK OF AMERICA CORP	BAC UN Equity	US	USD	0.33%
TEXAS INSTRUMENTS INC	TXN UW Equity	US	USD	0.32%
MERCK & CO. INC.	MRK UN Equity	US	USD	0.32%
HOME DEPOT INC	HD UN Equity	US	USD	0.32%
ROCHE HOLDING AG	ROP SE Equity	CH	CHF	0.32%
HSBC HOLDINGS PLC	HSBA LN Equity	GB	GBp	0.32%
GOLDMAN SACHS GROUP INC	GS UN Equity	US	USD	0.31%
NOVARTIS AG	NOVN SE Equity	CH	CHF	0.31%
QUALCOMM INC	QCOM UW Equity	US	USD	0.30%
ASTRAZENECA PLC	AZN LN Equity	GB	GBp	0.30%
KLA CORP	KLAC UW Equity	US	USD	0.29%
NESTLE SA	NESN SE Equity	CH	CHF	0.28%
ROYAL BANK OF CANADA	RY CT Equity	CA	CAD	0.27%
MORGAN STANLEY	MS UN Equity	US	USD	0.26%
LINDE PLC	LIN UW Equity	IE	USD	0.25%
WELLS FARGO & CO	WFC UN Equity	US	USD	0.24%
WESTERN DIGITAL CORP	WDC UW Equity	US	USD	0.24%
PALO ALTO NETWORKS INC	PANW UW Equity	US	USD	0.24%
SEAGATE TECHNOLOGY HOLDINGS PLC	STX UW Equity	IE	USD	0.24%
ANALOG DEVICES INC	ADI UW Equity	US	USD	0.24%
CITIGROUP INC	C UN Equity	US	USD	0.23%
SIEMENS AG	SIE GY Equity	DE	EUR	0.23%
PEPSICO INC	PEP UW Equity	US	USD	0.22%
MARVELL TECHNOLOGY INC	MRVL UW Equity	US	USD	0.22%
mitsubishi UFJ Financial Gro	8306 JT Equity	JP	JPY	0.21%

FACTSHEET - AS OF 29-May-2026  
Solactive ISS ESG Global Markets Net Zero Pathway Custom GBP Index TR

Company	Ticker	Country	Currency	Index Weight (%)
AMGEN INC	AMGN UW Equity	US	USD	0.21%
VERIZON COMMUNICATIONS INC	VZ UN Equity	US	USD	0.21%
MEDIATEK	2454 TT Equity	TW	TWD	0.20%
MCDONALDS CORP	MCD UN Equity	US	USD	0.20%
COMMONWEALTH BANK OF AUSTRALIA	CBA AT Equity	AU	AUD	0.20%
ARISTA NETWORKS INC	ANET UN Equity	US	USD	0.20%
THERMO FISHER SCIENTIFIC INC	TMO UN Equity	US	USD	0.20%
SCHNEIDER ELECTRIC SE	SU FP Equity	FR	EUR	0.19%
GILEAD SCIENCES INC	GILD UW Equity	US	USD	0.19%
TOYOTA MOTOR CORP	7203 JT Equity	JP	JPY	0.19%
SAP SE	SAP GY Equity	DE	EUR	0.19%
CORNING INC	GLW UN Equity	US	USD	0.19%
TORONTO-DOMINION BANK	TD CT Equity	CA	CAD	0.19%
CROWDSTRIKE HOLDINGS INC	CRWD UW Equity	US	USD	0.19%
AT&T	T UN Equity	US	USD	0.18%
PFIZER INC	PFE UN Equity	US	USD	0.18%
SALESFORCE INC	CRM UN Equity	US	USD	0.18%
SOFTBANK GROUP CORP	9984 JT Equity	JP	JPY	0.18%
WALT DISNEY CO/THE	DIS UN Equity	US	USD	0.18%
BANCO SANTANDER SA	SAN SQ Equity	ES	EUR	0.18%
TOKYO ELECTRON LTD ORD	8035 JT Equity	JP	JPY	0.18%
INFINEON TECHNOLOGIES AG	IFX GY Equity	DE	EUR	0.17%
MURATA MANUFACTURING LTD ORD	6981 JT Equity	JP	JPY	0.17%
AMERICAN EXPRESS CO	AXP UN Equity	US	USD	0.17%
INTUITIVE SURGICAL INC	ISRG UW Equity	US	USD	0.17%
BLACKROCK INC	BLK UN Equity	US	USD	0.17%
WELLTOWER INC	WELL UN Equity	US	USD	0.17%
LVMH MOET HENNESSY LOUIS VUITTON SE	MC FP Equity	FR	EUR	0.16%
VERTIV HOLDINGS CO	VRT UN Equity	US	USD	0.16%
PROLOGIS INC	PLD UN Equity	US	USD	0.16%
Applovin Corp	APP UW Equity	US	USD	0.16%
NOVO NORDISK A/S	NOVOB DC Equity	DK	DKK	0.16%
UBER TECHNOLOGIES INC	UBER UN Equity	US	USD	0.16%
ABBOTT LABORATORIES	ABT UN Equity	US	USD	0.16%
ALLIANZ SE	ALV GY Equity	DE	EUR	0.16%
SCHWAB (CHARLES) CORP	SCHW UN Equity	US	USD	0.15%
ENLIGHT RENEWABLE ENERGY LTD	ENLT IT Equity	IL	ILs	0.15%
DEERE & CO	DE UN Equity	US	USD	0.15%
UBS GROUP AG	UBSG SE Equity	CH	CHF	0.15%
SONY GROUP CORP	6758 JT Equity	JP	JPY	0.15%
DELTA ELECTRONICS INC	2308 TT Equity	TW	TWD	0.15%
ADVANTEST CORP ORD	6857 JT Equity	JP	JPY	0.15%
UNILEVER PLC	ULVR LN Equity	GB	GBp	0.14%
EQUINIX INC	EQIX UW Equity	US	USD	0.14%

Company	Ticker	Country	Currency	Index Weight (%)
SHOPIFY INC	SHOP CT Equity	CA	CAD	0.14%
BRISTOL-MYERS SQUIBB CO	BMJ UN Equity	US	USD	0.14%
CVS HEALTH CORP	CVS UN Equity	US	USD	0.14%
BOOKING HOLDINGS INC	BKNG UW Equity	US	USD	0.14%
VERTEX PHARMACEUTICALS INC	VRTX UW Equity	US	USD	0.14%
GSK PLC	GSK LN Equity	GB	GBp	0.13%
AIR LIQUIDE SA	AI FP Equity	FR	EUR	0.13%
STRYKER CORP	SYK UN Equity	US	USD	0.13%
DANAHER CORP	DHR UN Equity	US	USD	0.13%
FAST RETAILING CO LTD ORD	9983 JT Equity	JP	JPY	0.13%
LOWES COS INC	LOW UN Equity	US	USD	0.13%
S&P GLOBAL INC	SPGI UN Equity	US	USD	0.13%
SERVICENOW INC	NOW UN Equity	US	USD	0.13%
KEYENCE CORP ORD	6861 JT Equity	JP	JPY	0.13%
L OREAL SA	OR FP Equity	FR	EUR	0.13%
DEUTSCHE TELEKOM AG	DTE GY Equity	DE	EUR	0.12%
UNICREDIT SPA	UCG IM Equity	IT	EUR	0.12%
SANOFI SA	SAN FP Equity	FR	EUR	0.12%
ACCENTURE PLC-CL A	ACN UN Equity	IE	USD	0.12%
MONOLITHIC POWER SYSTEMS INC	MPWR UW Equity	US	USD	0.12%
ARM HOLDINGS ADR	ARM UW Equity	US	USD	0.12%
AMERICAN TOWER CORP	AMT UN Equity	US	USD	0.12%
HON HAI PRECN.IND.	2317 TT Equity	TW	TWD	0.12%
HITACHI LTD	6501 JT Equity	JP	JPY	0.11%
ADOBE INC	ADBE UW Equity	US	USD	0.11%
STARBUCKS CORP	SBUX UW Equity	US	USD	0.11%
AIA GROUP LTD	1299 HK Equity	HK	HKD	0.11%
CAPITAL ONE FINANCIAL CORP	COF UN Equity	US	USD	0.11%
CADENCE DESIGN SYSTEMS INC	CDNS UW Equity	US	USD	0.11%
MEDTRONIC PLC	MDT UN Equity	IE	USD	0.11%
ZURICH INSURANCE GROUP AG	ZURN SE Equity	CH	CHF	0.11%
BANCO BILBAO VIZCAYA ARGENTARIA SA	BBVA SQ Equity	ES	EUR	0.11%
PROGRESSIVE CORP	PGR UN Equity	US	USD	0.11%
ANHEUSER BUSCH INBEV SA NV	ABI BB Equity	BE	EUR	0.11%
BANK OF MONTREAL	BMO CT Equity	CA	CAD	0.11%
FEDEX CORP	FDX UN Equity	US	USD	0.11%
WASTE MANAGEMENT INC	WM UN Equity	US	USD	0.11%
CHUBB LTD	CB UN Equity	CH	USD	0.11%
CANADIAN IMPERIAL BANK OF COMMERCE	CM CT Equity	CA	CAD	0.11%
NXP SEMICONDUCTOR NV	NXPI UW Equity	NL	USD	0.11%
SAMSUNG ELTN.PF.	005935 KP Equity	KR	KRW	0.11%
SHIN-ETSU CHEMICAL CO LTD	4063 JT Equity	JP	JPY	0.11%
MIZUHO FINANCIAL GROUP INC	8411 JT Equity	JP	JPY	0.11%
O REILLY AUTOMOTIVE INC	ORLY UW Equity	US	USD	0.10%

Company	Ticker	Country	Currency	Index Weight (%)
TRANE TECHNOLOGIES PLC	TT UN Equity	IE	USD	0.10%
RECRUIT HOLDINGS CO LTD	6098 JT Equity	JP	JPY	0.10%
MONDELEZ INTERNATIONAL INC	MDLZ UW Equity	US	USD	0.10%
BNP PARIBAS SA	BNP FP Equity	FR	EUR	0.10%
MOTOROLA SOLUTIONS INC	MSI UN Equity	US	USD	0.10%
SIMON PROPERTY GROUP INC	SPG UN Equity	US	USD	0.10%
IBIDEN CO LTD	4062 JT Equity	JP	JPY	0.10%
MERCADOLIBRE INC	MELI UW Equity	US	USD	0.10%
EDISON INTERNATIONAL	EIX UN Equity	US	USD	0.10%
UNITED PARCEL SERVICE-CL B	UPS UN Equity	US	USD	0.10%
RENESAS ELECTRONICS CORP	6723 JT Equity	JP	JPY	0.10%
MCKESSON CORP	MCK UN Equity	US	USD	0.10%
DBS GROUP HOLDINGS LTD	DBS SP Equity	SG	SGD	0.10%
BANK OF NOVA SCOTIA	BNS CT Equity	CA	CAD	0.10%
3M COMPANY	MMM UN Equity	US	USD	0.10%
CHINA CONSTRUCTION BANK-H	939 HK Equity	CN	HKD	0.10%
SAMSUNG ELTO.MECHANICS	009150 KP Equity	KR	KRW	0.10%
BANK OF NEW YORK MELLON CORP	BNY UN Equity	US	USD	0.10%
DIGITAL REALTY TRUST INC	DLR UN Equity	US	USD	0.10%
CME GROUP INC	CME UW Equity	US	USD	0.10%
SYNOPSIS INC	SNPS UW Equity	US	USD	0.10%
FORTINET INC	FTNT UW Equity	US	USD	0.10%
KEYSIGHT TECHNOLOGIES INC	KEYS UN Equity	US	USD	0.10%
CRH PLC	CRH UN Equity	IE	USD	0.09%
ROYAL CARIBBEAN CRUISES LTD	RCL UN Equity	LR	USD	0.09%
COLGATE-PALMOLIVE CO	CL UN Equity	US	USD	0.09%
SNOWFLAKE INC	SNOW UN Equity	US	USD	0.09%
SUMITOMO MITSUI FINANCIAL GR	8316 JT Equity	JP	JPY	0.09%
ELEVANCE HEALTH INC	ELV UN Equity	US	USD	0.09%
ASM INTERNATIONAL NV	ASM NA Equity	NL	EUR	0.09%
WESTPAC BANKING CORPORATION	WBC AT Equity	AU	AUD	0.09%
INTERCONTINENTAL EXCHANGE INC	ICE UN Equity	US	USD	0.09%
ECOLAB INC	ECL UN Equity	US	USD	0.09%
INDUSTRIA DE DISENO TEXTIL SA	ITX SQ Equity	ES	EUR	0.09%
INTUIT INC	INTU UW Equity	US	USD	0.09%
ING GROEP NV	INGA NA Equity	NL	EUR	0.09%
T-MOBILE US INC	TMUS UW Equity	US	USD	0.09%
INTERNATIONAL HOLDINGS CO PJSC	IHC DH Equity	AE	AED	0.09%
SK SQUARE CO LTD	402340 KP Equity	KR	KRW	0.09%
PNC FINANCIAL SERVICES GROUP	PNC UN Equity	US	USD	0.09%
COMCAST CORP-CLASS A	CMCSA UW Equity	US	USD	0.09%
INTESA SANPAOLO SPA	ISP IM Equity	IT	EUR	0.09%
TE CONNECTIVITY LTD	TEL UN Equity	CH	USD	0.09%
AUTOMATIC DATA PROCESSING	ADP UW Equity	US	USD	0.09%

FACTSHEET - AS OF 29-May-2026

Solactive ISS ESG Global Markets Net Zero Pathway Custom GBP Index TR

Company	Ticker	Country	Currency	Index Weight (%)
BLACKSTONE INC	BX UN Equity	US	USD	0.09%
DATADOG INC	DDOG UW Equity	US	USD	0.09%
ILLINOIS TOOL WORKS	ITW UN Equity	US	USD	0.09%
MARRIOTT INTERNATIONAL -CL A	MAR UW Equity	US	USD	0.09%
CUMMINS INC	CMI UN Equity	US	USD	0.09%
SHERWIN-WILLIAMS CO	SHW UN Equity	US	USD	0.09%
CLOUDFLARE INC - CLASS A	NET UN Equity	US	USD	0.08%
US BANCORP	USB UN Equity	US	USD	0.08%
TAKEDA PHARMACEUTICAL	4502 JT Equity	JP	JPY	0.08%
HILTON WORLDWIDE HOLDINGS INC	HLT UN Equity	US	USD	0.08%
TERNA SPA	TRN IM Equity	IT	EUR	0.08%
CORTEVA INC	CTVA UN Equity	US	USD	0.08%
NETAPP INC	NTAP UW Equity	US	USD	0.08%
STMICROELECTRONICS NV	STMPA FP Equity	NL	EUR	0.08%
REGENERON PHARMACEUTICALS	REGN UW Equity	US	USD	0.08%
ESSILORLUXOTTICA	EL FP Equity	FR	EUR	0.08%
EBAY INC	EBAY UW Equity	US	USD	0.08%
MICROCHIP TECHNOLOGY INC	MCHP UW Equity	US	USD	0.08%
MOODYS CORP	MCO UN Equity	US	USD	0.08%
MARSH & MCLENNAN COS	MRSN UN Equity	US	USD	0.08%
ON SEMICONDUCTOR CORPORATION	ON UW Equity	US	USD	0.08%
HERMES INTERNATIONAL SCA	RMS FP Equity	FR	EUR	0.08%
HYUNDAI MOTOR CO	005380 KP Equity	KR	KRW	0.08%
ARGENX SE - ADR	ARGX UW Equity	NL	USD	0.08%
WESFARMERS LTD	WES AT Equity	AU	AUD	0.08%
JOHNSON CONTROLS INTERNATIONAL PLC	JCI UN Equity	IE	USD	0.08%
OLD DOMINION FREIGHT LINE INC	ODFL UW Equity	US	USD	0.08%
GOODMAN GROUP ORD UNIT	GMG AT Equity	AU	AUD	0.08%
HOYA CORP ORD	7741 JT Equity	JP	JPY	0.08%
INVESTOR AB CLASS B	INVEB SS Equity	SE	SEK	0.08%
AIR PRODUCTS & CHEMICALS INC	APD UN Equity	US	USD	0.08%
IRON MTN INC	IRM UN Equity	US	USD	0.08%
ANZ GROUP HOLDINGS LTD	ANZ AT Equity	AU	AUD	0.08%
NATIONAL AUSTRALIA BANK LTD	NAB AT Equity	AU	AUD	0.08%
PUBLIC STORAGE	PSA UN Equity	US	USD	0.08%
MITSUBISHI ELECTRIC CORP	6503 JT Equity	JP	JPY	0.08%
BOSTON SCIENTIFIC CORP	BSX UN Equity	US	USD	0.08%
SPOTIFY TECHNOLOGY SA	SPOT UN Equity	LU	USD	0.08%
UNITED UTILITIES PLC	UU/ LN Equity	GB	GBp	0.08%
REALTY INCOME CORP	O UN Equity	US	USD	0.08%
FASTENAL CO	FAST UW Equity	US	USD	0.08%
EDWARDS LIFESCIENCES CORP	EW UN Equity	US	USD	0.08%
BARCLAYS PLC	BARC LN Equity	GB	GBp	0.08%
AMERICAN WATER WORKS CO INC	AWK UN Equity	US	USD	0.08%

FACTSHEET - AS OF 29-May-2026

Solactive ISS ESG Global Markets Net Zero Pathway Custom GBP Index TR

Company	Ticker	Country	Currency	Index Weight (%)
ROBINHOOD MARKETS INC - A	HOOD UW Equity	US	USD	0.08%
CIGNA GROUP	CI UN Equity	US	USD	0.08%
ORSTED A/S	ORSTED DC Equity	DK	DKK	0.08%
AXA SA	CS FP Equity	FR	EUR	0.08%
MERIDIAN ENERGY LTD	MEL NZ Equity	NZ	NZD	0.07%
DIAGEO PLC	DGE LN Equity	GB	GBp	0.07%
AUTOZONE INC	AZO UN Equity	US	USD	0.07%
FERGUSON PLC	FERG UN Equity	JE	USD	0.07%
WATERS CORP	WAT UN Equity	US	USD	0.07%
TRAVELERS COS INC/THE	TRV UN Equity	US	USD	0.07%
NATWEST GROUP PLC	NWG LN Equity	GB	GBp	0.07%
CELESTICA INC	CLS CT Equity	CA	CAD	0.07%
SOUTHERN COPPER CORP	SCCO UN Equity	US	USD	0.07%
ELIA GROUP SA/NV	ELI BB Equity	BE	EUR	0.07%
TRANSURBAN GROUP	TCL AT Equity	AU	AUD	0.07%
PINDUODUO INC	PDD UW Equity	KY	USD	0.07%
DSV AS	DSV DC Equity	DK	DKK	0.07%
LLOYDS BANKING GROUP PLC	LLOY LN Equity	GB	GBp	0.07%
FERRARI NV	RACE IM Equity	NL	EUR	0.07%
ASE TECHNOLOGY HOLDING CO LTD	3711 TT Equity	TW	TWD	0.07%
LONZA GROUP AG	LONN SE Equity	CH	CHF	0.07%
CROWN CASTLE INC	CCI UN Equity	US	USD	0.07%
VENTAS INC	VTR UN Equity	US	USD	0.07%
SEVERN TRENT PLC	SVT LN Equity	GB	GBp	0.07%
OTSUKA HOLDINGS CO LTD ORD	4578 JT Equity	JP	JPY	0.07%
NEBIUS GROUP NV	NBIS UW Equity	NL	USD	0.07%
HONG KONG EXCHANGES & CLEARING ORD	388 HK Equity	HK	HKD	0.07%
TOKIO MARINE HOLDINGS INC	8766 JT Equity	JP	JPY	0.07%
IDEXX LABORATORIES INC	IDXX UW Equity	US	USD	0.07%
MUNICH REINSURANCE COMPANY	MUV2 GY Equity	DE	EUR	0.07%
KKR & CO INC	KKR UN Equity	US	USD	0.07%
NOKIA OYJ	NOKIA FH Equity	FI	EUR	0.07%
NIKE INC	NKE UN Equity	US	USD	0.07%
DISCO CORP ORD	6146 JT Equity	JP	JPY	0.07%
TOWER SEMICONDUCTOR LTD	TSEM IT Equity	IL	ILs	0.07%
DOORDASH INC	DASH UW Equity	US	USD	0.07%
VULCAN MATERIALS CO	VMC UN Equity	US	USD	0.07%
TEVA PHARMACEUTICAL IND LTD	TEVA IT Equity	IL	ILs	0.07%
NINTENDO CO LTD	7974 JT Equity	JP	JPY	0.07%
UNITED RENTALS INC	URI UN Equity	US	USD	0.07%
MACQUARIE GROUP LTD ORD	MQG AT Equity	AU	AUD	0.07%
GARMIN LTD	GRMN UN Equity	CH	USD	0.07%
HYDRO ONE LTD	H CT Equity	CA	CAD	0.07%
PAN AMERICAN SILVER CORP	PAAS CT Equity	CA	CAD	0.06%

FACTSHEET - AS OF 29-May-2026  
Solactive ISS ESG Global Markets Net Zero Pathway Custom GBP Index TR

Company	Ticker	Country	Currency	Index Weight (%)
UCB SA	UCB BB Equity	BE	EUR	0.06%
D R HORTON INC	DHI UN Equity	US	USD	0.06%
MITSUBISHI ESTATE CO LTD ORD	8802 JT Equity	JP	JPY	0.06%
TARGET CORP	TGT UN Equity	US	USD	0.06%
HCA HEALTHCARE INC	HCA UN Equity	US	USD	0.06%
LONDON STOCK EXCHANGE GROUP ORD	LSEG LN Equity	GB	GBp	0.06%
DEUTSCHE BOERSE AG	DB1 GY Equity	DE	EUR	0.06%
KDDI CORP (DDI) ORD	9433 JT Equity	JP	JPY	0.06%
LEGRAND SA	LR FP Equity	FR	EUR	0.06%
WASTE CONNECTIONS INC	WCN CT Equity	CA	CAD	0.06%
ENERGIX-RENEWABLE ENERGIES LTD	ENRG IT Equity	IL	ILs	0.06%
SUN HUNG KAI PROPERTIES	16 HK Equity	HK	HKD	0.06%
XIAOMI CORP	1810 HK Equity	KY	HKD	0.06%
KEURIG DR PEPPER INC	KDP UW Equity	US	USD	0.06%
ADIDAS AG	ADS GY Equity	DE	EUR	0.06%
WW GRAINGER INC	GWW UN Equity	US	USD	0.06%
GIVAUDAN SA	GIVN SE Equity	CH	CHF	0.06%
DEXCOM INC	DXCM UW Equity	US	USD	0.06%
ROYALTY PHARMA PLC- CL A	RPRX UW Equity	GB	USD	0.06%
MARTIN MARIETTA MATERIALS	MLM UN Equity	US	USD	0.06%
REPUBLIC SERVICES INC	RSG UN Equity	US	USD	0.06%
CARDINAL HEALTH INC	CAH UN Equity	US	USD	0.06%
BECTON DICKINSON AND CO	BDX UN Equity	US	USD	0.06%
ELITE MATERIAL	2383 TT Equity	TW	TWD	0.06%
VERBUND AG	VER AV Equity	AT	EUR	0.06%
IND & COMM BK OF CHINA-H	1398 HK Equity	CN	HKD	0.06%
ALNYLAM PHARMACEUTICALS INC	ALNY UW Equity	US	USD	0.06%
SYSCO CORP	SYU UN Equity	US	USD	0.06%
NATIONAL BANK OF CANADA	NA CT Equity	CA	CAD	0.06%
SUMITOMO ELECTRIC INDUSTRIES LTD	5802 JT Equity	JP	JPY	0.06%
AIRBNB INC	ABNB UW Equity	US	USD	0.06%
PROSUS NV	PRX NA Equity	NL	EUR	0.06%
CHUGAI PHARMACEUTICAL CO LTD ORD	4519 JT Equity	JP	JPY	0.06%
VICI PROPERTIES INC	VICI UN Equity	US	USD	0.06%
BAYER AG	BAYN GY Equity	DE	EUR	0.06%
ASSA ABLOY AB CLASS B	ASSAB SS Equity	SE	SEK	0.06%
KENVUE INC	KVUE UN Equity	US	USD	0.06%
CINTAS CORP	CTAS UW Equity	US	USD	0.06%
APOLLO GLOBAL MANAGEMENT INC	APO UN Equity	US	USD	0.06%
BIOGEN INC	BIIB UW Equity	US	USD	0.06%
GALDERMA GROUP AG	GALD SE Equity	CH	CHF	0.06%
RELX PLC	REL LN Equity	GB	GBp	0.06%
LUNDIN MINING CORP	LUN CT Equity	CA	CAD	0.06%
AMETEK INC	AME UN Equity	US	USD	0.06%

FACTSHEET - AS OF 29-May-2026  
Solactive ISS ESG Global Markets Net Zero Pathway Custom GBP Index TR

Company	Ticker	Country	Currency	Index Weight (%)
RECKITT BENCKISER GROUP PLC	RKT LN Equity	GB	GBp	0.06%
WARNER BROS DISCOVERY INC	WBD UN Equity	US	USD	0.06%
FERROVIAL SE	FER SQ Equity	ES	EUR	0.06%
DHL GROUP	DHL GY Equity	DE	EUR	0.06%
SANDOZ GROUP AG	SDZ SE Equity	CH	CHF	0.06%
DANONE SA	BN FP Equity	FR	EUR	0.06%
AON PLC	AON UN Equity	IE	USD	0.06%
EXTRA SPACE STORAGE INC	EXR UN Equity	US	USD	0.06%
HALEON PLC	HLN LN Equity	GB	GBp	0.06%
SUPER MICRO COMPUTER INC	SMCI UN Equity	US	USD	0.06%
TRUIST FINANCIAL CORP	TFC UN Equity	US	USD	0.06%
AGILENT TECHNOLOGIES INC	A UN Equity	US	USD	0.06%
COMPASS GROUP PLC	CPG LN Equity	GB	USD	0.06%
ORANGE SA	ORA FP Equity	FR	EUR	0.05%
CHURCH & DWIGHT CO INC	CHD UN Equity	US	USD	0.05%
WEST PHARMACEUTICAL SERVICES INC	WST UN Equity	US	USD	0.05%
SIKA AG	SIKA SE Equity	CH	CHF	0.05%
HAMAMATSU PHOTONICS KK ORD	6965 JT Equity	JP	JPY	0.05%
LINK REIT	823 HK Equity	HK	HKD	0.05%
LM ERICSSON TELEFON AB CLASS B	ERICB SS Equity	SE	SEK	0.05%
MERCEDES-BENZ GROUP AG	MBG GY Equity	DE	EUR	0.05%
RESMED INC	RMD UN Equity	US	USD	0.05%
BLOCK INC	XYZ UN Equity	US	USD	0.05%
NOVONESIS AS CLASS B	NSISB DC Equity	DK	DKK	0.05%
MITSUI FUDOSAN CO LTD ORD	8801 JT Equity	JP	JPY	0.05%
CONSTELLATION SOFTWARE INC	CSU CT Equity	CA	CAD	0.05%
HIKARI TSUSHIN INC ORD	9435 JT Equity	JP	JPY	0.05%
PAYPAL HOLDINGS INC.	PYPL UN Equity	US	USD	0.05%
NASDAQ INC	NDAQ UN Equity	US	USD	0.05%
FORTUM OYJ	FORTUM FH Equity	FI	EUR	0.05%
HERSHEY CO/THE	HSY UN Equity	US	USD	0.05%
AJINOMOTO CO INC	2802 JT Equity	JP	JPY	0.05%
CONSTELLATION BRANDS INC CL A	STZ UN Equity	US	USD	0.05%
OVERSEA-CHINESE BANKING CORP	OCBC SP Equity	SG	SGD	0.05%
UNITED MICROELECTRONICS ORD	2303 TT Equity	TW	TWD	0.05%
NORDIC SEMICONDUCTOR ASA	NOD NO Equity	NO	NOK	0.05%
SWEDISH ORPHAN BIOVITRUM AB	SOBI SS Equity	SE	SEK	0.05%
ESSEX PROPERTY TRUST INC	ESS UN Equity	US	USD	0.05%
COINBASE GLOBAL INC -CLASS A	COIN UN Equity	US	USD	0.05%
FANUC CORP	6954 JT Equity	JP	JPY	0.05%
EQUITY RESIDENTIAL	EQR UN Equity	US	USD	0.05%
SBA COMMUNICATIONS CORP-CL A	SBAC UN Equity	US	USD	0.05%
ASTELLAS PHARMA INC	4503 JT Equity	JP	JPY	0.05%
METTLER-TOLEDO INTL	MTD UN Equity	US	USD	0.05%

FACTSHEET - AS OF 29-May-2026

Solactive ISS ESG Global Markets Net Zero Pathway Custom GBP Index TR

Company	Ticker	Country	Currency	Index Weight (%)
CBRE GROUP INC	CBRE UN Equity	US	USD	0.05%
SAMSUNG SDI CO LTD	006400 KP Equity	KR	KRW	0.05%
ASICS CORP	7936 JT Equity	JP	JPY	0.05%
MSCI INC	MSCI UN Equity	US	USD	0.05%
TDK CORP ORD	6762 JT Equity	JP	JPY	0.05%
LOBLAW COMPANIES LTD.	L CT Equity	CA	CAD	0.05%
CHIPOTLE MEXICAN GRILL INC	CMG UN Equity	US	USD	0.05%
DELTA AIR LINES	DAL UN Equity	US	USD	0.05%
DAIICHI SANKYO CO LTD ORD	4568 JT Equity	JP	JPY	0.05%
MEITUAN	3690 HK Equity	KY	HKD	0.05%
BANK OF CHINA LTD-H	3988 HK Equity	CN	HKD	0.05%
IQVIA HOLDINGS INC	IQV UN Equity	US	USD	0.05%
KIMBERLY-CLARK CORP	KMB UW Equity	US	USD	0.05%
STRATEGY INC-CL A	MSTR UW Equity	US	USD	0.05%
STATE STREET CORP	STT UN Equity	US	USD	0.05%
AVALONBAY COMMUNITIES INC	AVB UN Equity	US	USD	0.05%
COPART INC	CPRT UW Equity	US	USD	0.05%
CENCORA INC	COR UN Equity	US	USD	0.05%
ZOETIS INC	ZTS UN Equity	US	USD	0.05%
MERCK KGAA	MRK GY Equity	DE	EUR	0.05%
AFLAC INC	AFL UN Equity	US	USD	0.05%
ARTHUR J GALLAGHER & CO	AJG UN Equity	US	USD	0.05%
DELTA ELECTRONICS THAILAND PCL	DELTA TB Equity	TH	THB	0.05%
CAIXABANK SA	CABK SQ Equity	ES	EUR	0.05%
CARRIER GLOBAL CORP	CARR UN Equity	US	USD	0.05%
ELECTRONIC ARTS INC	EA UW Equity	US	USD	0.05%
CSL LTD ORD	CSL AT Equity	AU	AUD	0.05%
PANASONIC HOLDINGS CORP	6752 JT Equity	JP	JPY	0.05%
GRUPO MEXICO SAB DE CV	GMEXICOB MF Equity	MX	MXN	0.05%
NU HOLDINGS LTD	NU UN Equity	KY	USD	0.05%
ALCON INC	ALC SE Equity	CH	CHF	0.05%
ITAU UNIBANCO HLDG (MULTIPL0) PFD	ITUB4 BS Equity	BR	BRL	0.05%
JAMES HARDIE INDUSTRIES-CDI	JHX AT Equity	IE	AUD	0.05%
NORDEA BANK ABP	NDA FH Equity	FI	EUR	0.05%
TELSTRA GROUP LTD	TLS AT Equity	AU	AUD	0.05%
DUPONT DE NEMOURS INC	DD UN Equity	US	USD	0.05%
GE HEALTHCARE TECHNOLOGIES INC	GEHC UW Equity	US	USD	0.05%
AUTODESK INC	ADSK UW Equity	US	USD	0.05%
PING AN INSURANCE GROUP CO-H	2318 HK Equity	CN	HKD	0.05%
NTT INC	9432 JT Equity	JP	JPY	0.05%
MERCURY NZ LTD	MCY NZ Equity	NZ	NZD	0.05%
TERUMO CORP	4543 JT Equity	JP	JPY	0.05%
STANDARD CHARTERED PLC	STAN LN Equity	GB	GBp	0.05%
MINERAL RESOURCES LTD ORD	MIN AT Equity	AU	AUD	0.04%

Company	Ticker	Country	Currency	Index Weight (%)
INTERACTIVE BROKERS GROUP INC	IBKR UW Equity	US	USD	0.04%
MONCLER SPA	MONC IM Equity	IT	EUR	0.04%
METLIFE INC	MET UN Equity	US	USD	0.04%
FISERV INC	FISV UW Equity	US	USD	0.04%
SCENTRE GROUP	SCG AT Equity	AU	AUD	0.04%
VESTAS WIND SYSTEMS A/S	VVS DC Equity	DK	DKK	0.04%
GENMAB A/S	GMAB DC Equity	DK	DKK	0.04%
COCA-COLA EUROPACIFIC PARTNERS PLC	CCEP UW Equity	GB	USD	0.04%
SUMITOMO METAL MINING CO LTD ORD	5713 JT Equity	JP	JPY	0.04%
PACK.CORP.OF AM.	PKG UN Equity	US	USD	0.04%
NASPERS LTD-N SHS	NPN SJ Equity	ZA	ZAr	0.04%
HIROSE ELECTRIC CO LTD ORD	6806 JT Equity	JP	JPY	0.04%
STRAUMANN HOLDING AG	STMN SE Equity	CH	CHF	0.04%
BIONTECH SE	22UA GY Equity	DE	EUR	0.04%
CAPITALAND INTEGRATED COMMERCIAL TRUST	CICT SP Equity	SG	SGD	0.04%
SEGRO PLC	SGRO LN Equity	GB	GBp	0.04%
SHISEIDO CO LTD	4911 JT Equity	JP	JPY	0.04%
VONOVIA SE	VNA GY Equity	DE	EUR	0.04%
PACCAR INC	PCAR UW Equity	US	USD	0.04%
SUMITOMO REALTY & DEVELOPMNT ORD	8830 JT Equity	JP	JPY	0.04%
GLOBALFOUNDRIES INC	GFS UW Equity	KY	USD	0.04%
SUN LIFE FINANCIAL INC	SLF CT Equity	CA	CAD	0.04%
HEINEKEN NV	HEIA NA Equity	NL	EUR	0.04%
LOTUS BAKERIES	LOTB BB Equity	BE	EUR	0.04%
PILBARA MINERALS LTD	PLS AT Equity	AU	AUD	0.04%
ROCHE HOLDING AG ORD BRR	RO SE Equity	CH	CHF	0.04%
UNITED AIRLINES HOLDINGS INC	UAL UW Equity	US	USD	0.04%
BYD CO LTD	1211 HK Equity	CN	HKD	0.04%
ZOOM VIDEO COMMUNICATIONS INC	ZM UW Equity	US	USD	0.04%
ROPER TECHNOLOGIES INC	ROP UW Equity	US	USD	0.04%
AMERIPRISE FINANCIAL INC	AMP UN Equity	US	USD	0.04%
CENTRAL JAPAN RAILWAY CO	9022 JT Equity	JP	JPY	0.04%
SOFTBANK CORP	9434 JT Equity	JP	JPY	0.04%
ACCTON TECHNOLOGY CORP	2345 TT Equity	TW	TWD	0.04%
CASTELLUM AB	CAST SS Equity	SE	SEK	0.04%
PULTE GROUP INC	PHM UN Equity	US	USD	0.04%
KB FINANCIAL GROUP INC	105560 KP Equity	KR	KRW	0.04%
CANON INC	7751 JT Equity	JP	JPY	0.04%
SWISS RE AG	SREN SE Equity	CH	CHF	0.04%
KIRIN HOLDINGS (BREWERY) CO LTD ORD	2503 JT Equity	JP	JPY	0.04%
NEXT PLC	NXT LN Equity	GB	GBp	0.04%
ASSICURAZIONI GENERALI SPA	G IM Equity	IT	EUR	0.04%
SNAP-ON INC	SNA UN Equity	US	USD	0.04%
ULTA BEAUTY INC	ULTA UW Equity	US	USD	0.04%

Company	Ticker	Country	Currency	Index Weight (%)
KONINKLIJKE PHILIPS NV	PHIA NA Equity	NL	EUR	0.04%
DSM FIRMENICH AG	DSFIR NA Equity	CH	EUR	0.04%
SHIONOGI & CO LTD ORD	4507 JT Equity	JP	JPY	0.04%
JD.COM INC - CL A	9618 HK Equity	KY	HKD	0.04%
ASAHI INTECC CO LTD	7747 JT Equity	JP	JPY	0.04%
CK ASSET HOLDINGS LTD	1113 HK Equity	KY	HKD	0.04%
SWEDBANK AB CLASS A	SWEDA SS Equity	SE	SEK	0.04%
PPG INDUSTRIES INC	PPG UN Equity	US	USD	0.04%
COMPAGNIE DE SAINT GOBAIN SA	SGO FP Equity	FR	EUR	0.04%
ZIMMER BIOMET HOLDINGS INC	ZBH UN Equity	US	USD	0.04%
GENERAL MOTORS CO	GM UN Equity	US	USD	0.04%
TAKE-TWO INTERACTIVE SOFTWARE INC	TTWO UW Equity	US	USD	0.04%
CENTENE CORP	CNC UN Equity	US	USD	0.04%
SIGMA HEALTHCARE LTD	SIG AT Equity	AU	AUD	0.04%
ALLSTATE CORP	ALL UN Equity	US	USD	0.04%
SMITH & NEPHEW PLC	SN/ LN Equity	GB	GBp	0.04%
NORTHERN TRUST CORP	NTRS UW Equity	US	USD	0.04%
PRUDENTIAL PLC	PRU LN Equity	GB	GBp	0.04%
Camtek Ltd	CAMT IT Equity	IL	ILs	0.04%
RECORDATI SPA	REC IM Equity	IT	EUR	0.04%
GRUPO FINANCIERO BANORTE SAB DE CV	GFNORTEO MF Equity	MX	MXN	0.04%
GEBERIT AG	GEBN SE Equity	CH	CHF	0.04%
UNIMICRON TECHNOLOGY CORP	3037 TT Equity	TW	TWD	0.04%
PAYCHEX INC	PAYX UW Equity	US	USD	0.04%
DOVER CORP	DOV UN Equity	US	USD	0.04%
EAST JAPAN RAILWAY CO	9020 JT Equity	JP	JPY	0.04%
KERING SA	KER FP Equity	FR	EUR	0.04%
SOCIETE GENERALE SA CLASS A	GLE FP Equity	FR	EUR	0.04%
PERNOD RICARD SA	RI FP Equity	FR	EUR	0.04%
AZRIELI GROUP LTD ORD	AZRG IT Equity	IL	ILs	0.04%
SEA LTD	SE UN Equity	KY	USD	0.04%
BOLIDEN AB	BOL SS Equity	SE	SEK	0.04%
NETEASE INC	9999 HK Equity	KY	HKD	0.04%
DAIFUKU CO LTD	6383 JT Equity	JP	JPY	0.04%
YAGEO CORP	2327 TT Equity	TW	TWD	0.04%
CARNIVAL CORP LTD	CCL UN Equity	PA	USD	0.04%
BIG SHOPPING CENTERS LTD.	BIG IT Equity	IL	ILs	0.04%
AMERICAN INTERNATIONAL GROUP INC	AIG UN Equity	US	USD	0.04%
OTIS WORLDWIDE CORP	OTIS UN Equity	US	USD	0.04%
WORKDAY INC	WDAY UW Equity	US	USD	0.04%
STERIS PLC	STE UN Equity	IE	USD	0.04%
TECHTRONIC INDUSTRIES CO LTD ORD	669 HK Equity	HK	HKD	0.04%
HONGKONG LAND HOLDINGS LTD ORD	HKL SP Equity	BM	USD	0.04%
NUCOR CORP	NUE UN Equity	US	USD	0.04%

Company	Ticker	Country	Currency	Index Weight (%)
TFI INTERNATIONAL INC	TFII CT Equity	CA	CAD	0.04%
ESTEE LAUDER COMPANIES INC	EL UN Equity	US	USD	0.04%
KEPPEL CORP LTD ORD	KEP SP Equity	SG	SGD	0.04%
FUJIFILM HOLDINGS CORP ORD	4901 JT Equity	JP	JPY	0.04%
ORION OYJ CLASS B	ORNBV FH Equity	FI	EUR	0.04%
BRAMBLES LTD	BXB AT Equity	AU	AUD	0.04%
EXPERIAN PLC	EXPN LN Equity	JE	GBp	0.04%
ONO PHARMACEUTICAL CO LTD ORD	4528 JT Equity	JP	JPY	0.04%
FISHER & PAYKEL HEALTHCARE CORPORATION LIMITED	FPH NZ Equity	NZ	NZD	0.04%
HYUNDAI MOBIS	012330 KP Equity	KR	KRW	0.04%
KRAFT HEINZ CO THE	KHC UW Equity	US	USD	0.04%
CBOE GLOBAL MARKETS INC	CBOE UF Equity	US	USD	0.04%
MTR CORPORATION LTD	66 HK Equity	HK	HKD	0.03%
NISSAN CHEMICAL CORP	4021 JT Equity	JP	JPY	0.03%
CATHAY FINANCIAL HOLDING CO LTD ORD	2882 TT Equity	TW	TWD	0.03%
STOCKLAND	SGP AT Equity	AU	AUD	0.03%
CAPITEC BANK HOLDINGS LTD ORD	CPI SJ Equity	ZA	ZAr	0.03%
UNITED OVERSEAS BANK LTD	UOB SP Equity	SG	SGD	0.03%
KERRY GROUP PLC-A	KYGA ID Equity	IE	EUR	0.03%
TOBU RAILWAY CO LTD	9001 JT Equity	JP	JPY	0.03%
GILDAN ACTIVEWEAR INC	GIL CT Equity	CA	CAD	0.03%
SAGAX AB-B	SAGAB SS Equity	SE	SEK	0.03%
MIRVAC GROUP	MGR AT Equity	AU	AUD	0.03%
ANTOFAGASTA PLC	ANTO LN Equity	GB	GBp	0.03%
CONVATEC GROUP PLC	CTEC LN Equity	GB	GBp	0.03%
BEIERSDORF AG	BEI GY Equity	DE	EUR	0.03%
BAKKAFROST P/F	BAKKA NO Equity	FO	NOK	0.03%
MIVNE REAL ESTATE KD LTD	MVNE IT Equity	IL	ILs	0.03%
KIKKOMAN CORP ORD	2801 JT Equity	JP	JPY	0.03%
WILLIS TOWERS WATSON PLC	WTW UW Equity	IE	USD	0.03%
METSO CORPORATION	METSO FH Equity	FI	EUR	0.03%
SIEMENS HEALTHINEERS AG	SHL GY Equity	DE	EUR	0.03%
GLP J-REIT/D	3281 JT Equity	JP	JPY	0.03%
SCREEN HOLDINGS CO LTD	7735 JT Equity	JP	JPY	0.03%
KONE OYJ CLASS B	KNEBV FH Equity	FI	EUR	0.03%
OBAYASHI CORP ORD	1802 JT Equity	JP	JPY	0.03%
KOKUSAI ELECTRIC CORP	6525 JT Equity	JP	JPY	0.03%
BCE INC	BCE CT Equity	CA	CAD	0.03%
TRIP.COM-S ORD	9961 HK Equity	KY	HKD	0.03%
DANSKE BANK A/S	DANSKE DC Equity	DK	DKK	0.03%
KAO CORP	4452 JT Equity	JP	JPY	0.03%
EISAI	4523 JT Equity	JP	JPY	0.03%
SHINHAN FINANCIAL GROUP CO LTD	055550 KP Equity	KR	KRW	0.03%
SATS (SINGAPORE AIRPORT TERM) ORD	SATS SP Equity	SG	SGD	0.03%

FACTSHEET - AS OF 29-May-2026  
Solactive ISS ESG Global Markets Net Zero Pathway Custom GBP Index TR

Company	Ticker	Country	Currency	Index Weight (%)
ADDTTECH AB	ADDTB SS Equity	SE	SEK	0.03%
JB HI-FI LTD ORD	JBH AT Equity	AU	AUD	0.03%
WHARF REAL ESTATE INVESTMENT COMPANY LTD	1997 HK Equity	KY	HKD	0.03%
SYSMEX CORP ORD	6869 JT Equity	JP	JPY	0.03%
GEORGE WESTON LTD	WN CT Equity	CA	CAD	0.03%
SAMPO OYJ CLASS A	SAMPO FH Equity	FI	EUR	0.03%
MOWI ASA	MOWI NO Equity	NO	NOK	0.03%
CHARTER HALL GROUP	CHC AT Equity	AU	AUD	0.03%
KGHM POLSKA MIEDZ SA	KGH PW Equity	PL	PLN	0.03%
OLYMPUS	7733 JT Equity	JP	JPY	0.03%
SAMSUNG C&T CORP	028260 KP Equity	KR	KRW	0.03%
YAKULT HONSHA CO LTD ORD	2267 JT Equity	JP	JPY	0.03%
SINO LAND CO LTD ORD	83 HK Equity	HK	HKD	0.03%
INVESTOR AB ORD A	INVEA SS Equity	SE	SEK	0.03%
PUBLICIS GROUPE SA	PUB FP Equity	FR	EUR	0.03%
VERISIGN INC	VRSN UW Equity	US	USD	0.03%
POWER CORP OF CANADA	POW CT Equity	CA	CAD	0.03%
MAPLETREE LOGISTICS TRUST	MLT SP Equity	SG	SGD	0.03%
FIRST ABU DHABI BANK PJSC	FAB DH Equity	AE	AED	0.03%
FAIRFAX FINANCIAL HOLDINGS LIMITED	FFH CT Equity	CA	CAD	0.03%
SEIKO EPSON CORP ORD	6724 JT Equity	JP	JPY	0.03%
UOL GROUP LTD ORD	UOL SP Equity	SG	SGD	0.03%
NIPPON SANSO HOLDINGS CORP	4091 JT Equity	JP	JPY	0.03%
KINTETSU GROUP HOLDINGS CO LTD	9041 JT Equity	JP	JPY	0.03%
SANTEN PHARMACEUTICAL CO LTD ORD	4536 JT Equity	JP	JPY	0.03%
DEXUS/AU	DXS AT Equity	AU	AUD	0.03%
VEEVA SYSTEMS INC	VEEV UN Equity	US	USD	0.03%
HEIDELBERG MATERIALS AG	HEI GY Equity	DE	EUR	0.03%
ADYEN NV	ADYEN NA Equity	NL	EUR	0.03%
BANK LEUMI LE-ISRAEL ORD	LUMI IT Equity	IL	ILs	0.03%
RAYMOND JAMES FINL.	RJF UN Equity	US	USD	0.03%
PANDORA A/S	PNDORA DC Equity	DK	DKK	0.03%
TELUS CORPORATION	T CT Equity	CA	CAD	0.03%
HANG LUNG PROPERTIES LTD ORD	101 HK Equity	HK	HKD	0.03%
GENERAL MILLS INC	GIS UN Equity	US	USD	0.03%
QUANTA COMPUTER	2382 TT Equity	TW	TWD	0.03%
CAPITALAND INVESTMENT LTD	CLI SP Equity	SG	SGD	0.03%
SPIRAX GROUP PLC	SPX LN Equity	GB	GBp	0.03%
DEUTSCHE BANK AG	DBK GY Equity	DE	EUR	0.03%
CHROMA ATE INC	2360 TT Equity	TW	TWD	0.03%
HEINEKEN HOLDING NV	HEIO NA Equity	NL	EUR	0.03%
CARLSBERG AS CLASS B	CARLB DC Equity	DK	DKK	0.03%
MONGODB INC	MDB UQ Equity	US	USD	0.03%
BANK HAPOLIM BM ORD	POLI IT Equity	IL	ILs	0.03%

FACTSHEET - AS OF 29-May-2026  
Solactive ISS ESG Global Markets Net Zero Pathway Custom GBP Index TR

Company	Ticker	Country	Currency	Index Weight (%)
MELISRON LTD ORD	MLSR IT Equity	IL	ILs	0.03%
HARTFORD FINANCIAL SERVICES GROUP INC	HIG UN Equity	US	USD	0.03%
NIKON CORP ORD	7731 JT Equity	JP	JPY	0.03%
COMMERZBANK AG	CBK GY Equity	DE	EUR	0.03%
FAIR ISAAC CORP	FICO UN Equity	US	USD	0.03%
SAMSUNG LIFE INSURANCE CO LTD	032830 KP Equity	KR	KRW	0.03%
CTBC FINANCIAL HOLDING CO LTD	2891 TT Equity	TW	TWD	0.03%
ERSTE GROUP BANK AG	EBS AV Equity	AT	EUR	0.03%
MCCORMICK & CO-NON VTG SHRS	MKC UN Equity	US	USD	0.03%
DARDEN RESTAURANTS INC	DRI UN Equity	US	USD	0.03%
THULE GROUP AB/THE	THULE SS Equity	SE	SEK	0.03%
YUM! BRANDS	YUM UN Equity	US	USD	0.03%
BAYERISCHE MOTOREN WERKE AG	BMW GY Equity	DE	EUR	0.03%
LABCORP HOLDINGS INC	LH UN Equity	US	USD	0.03%
GENUINE PARTS CO	GPC UN Equity	US	USD	0.03%
HANA FINANCIAL GROUP INC ORD	086790 KP Equity	KR	KRW	0.03%
CAPITALAND ASCENDAS REIT	CLAR SP Equity	SG	SGD	0.03%
WHARF HOLDINGS LTD ORD	4 HK Equity	HK	HKD	0.03%
ASAHI GROUP HLDGS (ASAHI BREW) ORD	2502 JT Equity	JP	JPY	0.03%
GPT GROUP	GPT AT Equity	AU	AUD	0.03%
RICOH CO LTD	7752 JT Equity	JP	JPY	0.03%
ORIX JREIT INC ORD	8954 JT Equity	JP	JPY	0.03%
INDUTRADE AB	INDT SS Equity	SE	SEK	0.03%
CELLTRION INC	068270 KP Equity	KR	KRW	0.03%
LPP SA	LPP PW Equity	PL	PLN	0.03%
AMADEUS IT GROUP SA CLASS A	AMS SQ Equity	ES	EUR	0.03%
EMAAR PROPERTIES PJSC	EMAAR DB Equity	AE	AED	0.03%
SYNCHRONY FINANCIAL	SYF UN Equity	US	USD	0.03%
AZBIL (YAMATAKE) CORP ORD	6845 JT Equity	JP	JPY	0.03%
SOMPO HOLDINGS INC	8630 JT Equity	JP	JPY	0.03%
JAPAN POST BANK CO LTD	7182 JT Equity	JP	JPY	0.03%
LAND SECURITIES GROUP PLC	LAND LN Equity	GB	GBp	0.03%
ARCH CAPITAL GROUP LTD	ACGL UW Equity	BM	USD	0.03%
CITY DEVELOPMENTS LTD ORD	CIT SP Equity	SG	SGD	0.03%
FUBON FINL.HLDG.	2881 TT Equity	TW	TWD	0.03%
ROBLOX CORP	RBLX UN Equity	US	USD	0.03%
KYOWA KIRIN CO LTD	4151 JT Equity	JP	JPY	0.03%
MISUMI GROUP INC ORD	9962 JT Equity	JP	JPY	0.03%
SVENSKA CELLULOSA AKTIEBOLAGET CLASS B	SCAB SS Equity	SE	SEK	0.03%
VALTERRA PLATINUM LIMITED	VAL SJ Equity	ZA	ZAr	0.03%
BAIDU INC-CLASS A	9888 HK Equity	KY	HKD	0.03%
SITC INTERNATIONAL HOLDINGS	1308 HK Equity	KY	HKD	0.03%
NIPPON PROLOGIS REIT INC	3283 JT Equity	JP	JPY	0.03%
QBE INSURANCE GROUP LTD	QBE AT Equity	AU	AUD	0.03%

FACTSHEET - AS OF 29-May-2026  
Solactive ISS ESG Global Markets Net Zero Pathway Custom GBP Index TR

Company	Ticker	Country	Currency	Index Weight (%)
FRESNILLO PLC	FRES LN Equity	GB	GBP	0.03%
TOKYU CORP	9005 JT Equity	JP	JPY	0.03%
SWISSCOM AG	SCMN SE Equity	CH	CHF	0.03%
TELEFONICA SA	TEF SQ Equity	ES	EUR	0.03%
NITTO DENKO CORP	6988 JT Equity	JP	JPY	0.03%
DNB BANK ASA	DNB NO Equity	NO	NOK	0.03%
SUNBELT RENTAL HOLDINGS INC	SUNB LN Equity	US	GBP	0.03%
CELLNEX TELECOM SA	CLNX SQ Equity	ES	EUR	0.03%
HUNTINGTON BANCSHARES INC/OH	HBAN UW Equity	US	USD	0.03%
ODAKYU ELECTRIC RAILWAY CO LTD	9007 JT Equity	JP	JPY	0.03%
DAI-ICHI LIFE HOLDINGS INC	8750 JT Equity	JP	JPY	0.03%
BUNZL PLC	BNZL LN Equity	GB	GBP	0.03%
TOKYO FUDOSAN HOLDINGS CORP	3289 JT Equity	JP	JPY	0.03%
REDDIT INC	RDDT UN Equity	US	USD	0.03%
MAPLETREE PAN ASIA COMMERCIAL TRUST	MPACT SP Equity	SG	SGD	0.03%
DAVIDE CAMPARI-MILANO NV	CPR IM Equity	NL	EUR	0.03%
FIRSTSERVICE CORP	FSV CT Equity	CA	CAD	0.03%
NVR INC	NVR UN Equity	US	USD	0.03%
SALMAR ASA	SALM NO Equity	NO	NOK	0.03%
GETINGE AB CLASS B	GETIB SS Equity	SE	SEK	0.03%
DOLLAR TREE	DLTR UW Equity	US	USD	0.03%
ESSITY AB CLASS B	ESSITYB SS Equity	SE	SEK	0.03%
FIRSTSTRAND LTD	FSR SJ Equity	ZA	ZAR	0.03%
MAPLETREE INDUSTRIAL TRUST	MINT SP Equity	SG	SGD	0.03%
UNITED URBAN INV CORP (REIT) ORD	8960 JT Equity	JP	JPY	0.03%
CHOCOLAFABRIKEN LINDT & SPRUENGLI AG	LISP SE Equity	CH	CHF	0.03%
STANDARD BANK GROUP LTD	SBK SJ Equity	ZA	ZAR	0.03%
YAMAHA CORP ORD	7951 JT Equity	JP	JPY	0.03%
TELECOM ITALIA SPA	TIT IM Equity	IT	EUR	0.03%
SINGAPORE TELECOMMUNICATIONS LIMITED	ST SP Equity	SG	SGD	0.03%
SWIRE PROPERTIES LTD	1972 HK Equity	HK	HKD	0.03%
OTP BANK PLC	OTP HB Equity	HU	HUF	0.03%
FORD MOTOR CO	F UN Equity	US	USD	0.03%
DAIWA HOUSE INDUSTRY CO LTD ORD	1925 JT Equity	JP	JPY	0.03%
COGNIZANT TECHNOLOGY SOLUTIONS CORP	CTSH UW Equity	US	USD	0.03%
DR ING HC F PORSCHE AG	P911 GY Equity	DE	EUR	0.03%
DAIWA HOUSE REIT INVESTMENT CORP	8984 JT Equity	JP	JPY	0.03%
HULIC CO LTD	3003 JT Equity	JP	JPY	0.03%
SARTORIUS AG PEF	SRT3 GY Equity	DE	EUR	0.03%
PRUDENTIAL FINANCIAL INC	PRU UN Equity	US	USD	0.03%
CHOICE PROPERTIES REI	CHP-U CT Equity	CA	CAD	0.03%
UNIVERSAL MUSIC GROUP NV	UMG NA Equity	NL	EUR	0.03%
EXPEDIA GROUP INC	EXPE UW Equity	US	USD	0.03%
GFL ENVIRONMENTAL INC	GFL CT Equity	CA	CAD	0.03%

FACTSHEET - AS OF 29-May-2026  
Solactive ISS ESG Global Markets Net Zero Pathway Custom GBP Index TR

Company	Ticker	Country	Currency	Index Weight (%)
SWISS LIFE HOLDING AG	SLHN SE Equity	CH	CHF	0.03%
VERISK ANALYTICS INC	VRSK UW Equity	US	USD	0.03%
H&M HENNES & MAURITZ AB CLASS B	HMB SS Equity	SE	SEK	0.03%
SKANSKA AB CLASS B	SKAB SS Equity	SE	SEK	0.03%
VODAFONE GROUP PLC	VOD LN Equity	GB	GBp	0.03%
M & T BANK CORP	MTB UN Equity	US	USD	0.03%
INTACT FINANCIAL CORP.	IFC CT Equity	CA	CAD	0.03%
WOOLWORTHS GROUP LTD	WOW AT Equity	AU	AUD	0.03%
CHINA LIFE INSURANCE CO LTD	2628 HK Equity	CN	HKD	0.03%
IVANHOE MINES LTD	IVN CT Equity	CA	CAD	0.03%
LENNAR CORP	LEN UN Equity	US	USD	0.03%
TOKYO METRO CO LTD	9023 JT Equity	JP	JPY	0.03%
COLOPLAST AS CLASS B	COLOB DC Equity	DK	DKK	0.03%
AIB GROUP PLC	AIBG ID Equity	IE	EUR	0.03%
RYANAIR HOLDINGS PLC	RYA ID Equity	IE	EUR	0.03%
KINGSPAN GROUP PLC	KSP ID Equity	IE	EUR	0.03%
FIDELITY NATIONAL INFORMATION SERVICES INC	FIS UN Equity	US	USD	0.03%
JAPAN REAL ESTATE INVT CORP ORD	8952 JT Equity	JP	JPY	0.03%
SARTORIUS STEDIM BIOTECH SA	DIM FP Equity	FR	EUR	0.03%
NOMURA REAL ESTATE MASTER FUND INC	3462 JT Equity	JP	JPY	0.03%
CORPAY INC	CPAY UN Equity	US	USD	0.03%
NEC CORP ORD	6701 JT Equity	JP	JPY	0.03%
TRELLEBORG AB CLASS B	TRELB SS Equity	SE	SEK	0.03%
LG INNOTEK CO LTD ORD	011070 KP Equity	KR	KRW	0.03%
KIA CORP	000270 KP Equity	KR	KRW	0.03%
LULULEMON ATHLETICA INC	LULU UW Equity	US	USD	0.03%
ASIA VITAL COMPONENTS CO LTD	3017 TT Equity	TW	TWD	0.03%
LIVE NATION ENTERTAINMENT IN	LYV UN Equity	US	USD	0.03%
JAPAN POST HOLDINGS CO LTD	6178 JT Equity	JP	JPY	0.03%
NIPPON BUILDING FUND INC.	8951 JT Equity	JP	JPY	0.03%
VICINITY CENTRES	VCX AT Equity	AU	AUD	0.03%
SCHINDLER HOLDING AG	SCHP SE Equity	CH	CHF	0.03%
JAPAN METROPOLITAN FUND INVESTMENT CORP	8953 JT Equity	JP	JPY	0.03%
HANKYU HANSHIN HOLDINGS INC	9042 JT Equity	JP	JPY	0.03%
SKANDINAVISKA ENSKILDA BANKEN AB CLASS A	SEBA SS Equity	SE	SEK	0.03%
PRADA SPA	1913 HK Equity	IT	HKD	0.03%
WAREHOUSES DE PAUW SCA	WDP BB Equity	BE	EUR	0.03%
NOMURA RESEARCH INSTITUTE LTD ORD	4307 JT Equity	JP	JPY	0.02%
MARKEL GROUP INC	MKL UN Equity	US	USD	0.02%
ORKLA ASA	ORK NO Equity	NO	NOK	0.02%
SCHINDLER HOLDING AG ORD	SCHN SE Equity	CH	CHF	0.02%
MARKS AND SPENCER GROUP PLC	MKS LN Equity	GB	GBp	0.02%
FASTIGHETS BALDER AB CLASS B	BALDB SS Equity	SE	SEK	0.02%
TELIA CO AB	TELIA SS Equity	SE	SEK	0.02%

FACTSHEET - AS OF 29-May-2026

Solactive ISS ESG Global Markets Net Zero Pathway Custom GBP Index TR

Company	Ticker	Country	Currency	Index Weight (%)
BOC HONG KONG HOLDINGS LTD ORD	2388 HK Equity	HK	HKD	0.02%
WEST JAPAN RAILWAY CO	9021 JT Equity	JP	JPY	0.02%
LG CHEM LTD	051910 KP Equity	KR	KRW	0.02%
PUBLIC BANK BERHAD	PBK MK Equity	MY	MYR	0.02%
UPM-KYMMENE OYJ	UPM FH Equity	FI	EUR	0.02%
SG HOLDINGS CO LTD	9143 JT Equity	JP	JPY	0.02%
WISE GROUP PLC CLASS A	WISE LN Equity	GB	GBp	0.02%
ICON PLC	ICLR UW Equity	IE	USD	0.02%
GLOBALWAFERS CO LTD	6488 TT Equity	TW	TWD	0.02%
CHUNGHWA TELECOM CO LTD ORD	2412 TT Equity	TW	TWD	0.02%
PHARMAESSENTIA CORP	6446 TT Equity	TW	TWD	0.02%
EBOS GROUP LTD	EBO NZ Equity	NZ	NZD	0.02%
SAGE GROUP PLC	SGE LN Equity	GB	GBp	0.02%
HUBSPOT INC	HUBS UN Equity	US	USD	0.02%
QATAR ISLAMIC BANK SAQ	QIBK QD Equity	QA	QAR	0.02%
ENDEAVOUR GROUP	EDV AT Equity	AU	AUD	0.02%
INDUSTRIVAERDEN AB ORD C	INDUC SS Equity	SE	SEK	0.02%
LIFCO AB	LIFCOB SS Equity	SE	SEK	0.02%
AGRICULTURAL BANK OF CHINA-H	1288 HK Equity	CN	HKD	0.02%
ADMIRAL GROUP PLC	ADM LN Equity	GB	GBp	0.02%
ROYAL KPN NV	KPN NA Equity	NL	EUR	0.02%
PEARSON PLC	PSON LN Equity	GB	GBp	0.02%
SOC QUIMICA Y MINERA CHILE-B	SQM/B CC Equity	CL	CLP	0.02%
RB GLOBAL INC	RBA CT Equity	CA	CAD	0.02%
INNOVENT BIOLOGICS INC	1801 HK Equity	KY	HKD	0.02%
QUEST DIAGNOSTICS INC	DGX UN Equity	US	USD	0.02%
BAWAG GROUP AG	BG AV Equity	AT	EUR	0.02%
BT GROUP PLC	BT/A LN Equity	GB	GBp	0.02%
SMC CORP ORD	6273 JT Equity	JP	JPY	0.02%
MONOTARO CO LTD	3064 JT Equity	JP	JPY	0.02%
STANLEY ELECTRIC CO LTD	6923 JT Equity	JP	JPY	0.02%
PIRAEUS BANK SA	TPEIR GA Equity	GR	EUR	0.02%
SANWA HOLDINGS CORP	5929 JT Equity	JP	JPY	0.02%
EVOLUTION AB	EVO SS Equity	SE	SEK	0.02%
HOLMEN AB	HOLMB SS Equity	SE	SEK	0.02%
ASTOR TRANSFORMATOR ENERJI T	ASTOR TI Equity	TR	TRY	0.02%
ABSA GROUP LTD	ABG SJ Equity	ZA	ZAr	0.02%
INTERNATIONAL CONSOLIDATED AIRLINES GROUP SA	IAG LN Equity	ES	GBp	0.02%
CGI INC - CLASS A	GIB/A CT Equity	CA	CAD	0.02%
SAMSUNG BIOLOGICS CO LTD	207940 KP Equity	KR	KRW	0.02%
WOLTERS KLUWER NV	WKL NA Equity	NL	EUR	0.02%
SHIMIZU CORP ORD	1803 JT Equity	JP	JPY	0.02%
KEIO (KEIO ELECTRIC RAIL) CORP ORD	9008 JT Equity	JP	JPY	0.02%
SHIKUN & BINUI LTD ORD	SKBN IT Equity	IL	ILs	0.02%

FACTSHEET - AS OF 29-May-2026

Solactive ISS ESG Global Markets Net Zero Pathway Custom GBP Index TR

Company	Ticker	Country	Currency	Index Weight (%)
NOMURA REAL ESTATE HOLDINGS INC ORD	3231 JT Equity	JP	JPY	0.02%
WIENERBERGER AG	WIE AV Equity	AT	EUR	0.02%
SOUTH32 LTD	S32 AT Equity	AU	AUD	0.02%
KONAMI GROUP CORP	9766 JT Equity	JP	JPY	0.02%
SINO BIOPHARMACEUTICAL LTD ORD	1177 HK Equity	KY	HKD	0.02%
CHINA DEVELOPMENT FINL HOLDING ORD	2883 TT Equity	TW	TWD	0.02%
ROCKET COS INC	RKT UN Equity	US	USD	0.02%
BANK RAKYAT INDONESIA (PERSERO) TBK PT	BBRI IJ Equity	ID	IDR	0.02%
COSTAR GROUP INC	CSGP UW Equity	US	USD	0.02%
BROTHER INDUSTRIES LTD ORD	6448 JT Equity	JP	JPY	0.02%
KUEHNE & NAGEL INTERNATIONAL AG	KNIN SE Equity	CH	CHF	0.02%
DIETEREN GROUP	DIE BB Equity	BE	EUR	0.02%
ITAUSA-INVESTIMENTOS ITAU-PR	ITSA4 BS Equity	BR	BRL	0.02%
SECOM CO LTD ORD	9735 JT Equity	JP	JPY	0.02%
IA FINANCIAL CORP INC	IAG CT Equity	CA	CAD	0.02%
ROGERS COMMUNICATIONS INC-B	RCI/B CT Equity	CA	CAD	0.02%
JAPAN EXCHANGE GROUP INC	8697 JT Equity	JP	JPY	0.02%
RICHTER GEDEON VEGYESZETI GYAR NYILVANOSAN MUKODO RT	RICHT HB Equity	HU	HUF	0.02%
KAJIMA CORP ORD	1812 JT Equity	JP	JPY	0.02%
LS ELECTRIC CO LTD	010120 KP Equity	KR	KRW	0.02%
WSP GLOBAL INC	WSP CT Equity	CA	CAD	0.02%
BARRATT REDROW PLC	BTRW LN Equity	GB	GBp	0.02%
DAIWA SECURITIES GROUP INC ORD	8601 JT Equity	JP	JPY	0.02%
CINCINNATI FINANCIAL CORP	CINF UW Equity	US	USD	0.02%
DAITO TRUST CONSTRUCTION CO LTD ORD	1878 JT Equity	JP	JPY	0.02%
ECOPRO CO LTD	086520 KQ Equity	KR	KRW	0.02%
ZSCALER INC	ZS UW Equity	US	USD	0.02%
ATLAS ARTERIA LTD	ALX AT Equity	AU	AUD	0.02%
HOSHIZAKI CORP	6465 JT Equity	JP	JPY	0.02%
CIMB GROUP HOLDINGS BHD	CIMB MK Equity	MY	MYR	0.02%
ANTA SPORTS PRODUCTS LTD	2020 HK Equity	KY	HKD	0.02%
SWIRE PACIFIC LTD ORD A	19 HK Equity	HK	HKD	0.02%
LG ELECTRONICS INC	066570 KP Equity	KR	KRW	0.02%
KUAISHOU TECHNOLOGY	1024 HK Equity	KY	HKD	0.02%
IMPALA PLATINUM HOLDINGS LTD	IMP S J Equity	ZA	ZAr	0.02%
FOX CORP CLASS A (NEW)	FOXA UW Equity	US	USD	0.02%
BANK CENTRAL ASIA TBK PT	BBCA IJ Equity	ID	IDR	0.02%
EMIRATES TELECOMMUNICATIONS CORP	EAND DH Equity	AE	AED	0.02%
ROLLINS INC	ROL UN Equity	US	USD	0.02%
CEMEX SAB DE CV	CEMEXCPO MF Equity	MX	MXN	0.02%
ASUSTEK COMPUTER INC	2357 TT Equity	TW	TWD	0.02%
CHINA MERCHANTS BANK-H	3968 HK Equity	CN	HKD	0.02%
CHINA RESOURCES LAND LTD	1109 HK Equity	KY	HKD	0.02%
AMOT INVESTMENTS LTD.	AMOT IT Equity	IL	ILs	0.02%

Company	Ticker	Country	Currency	Index Weight (%)
AUCKLAND INTL AIRPORT LTD	AIA NZ Equity	NZ	NZD	0.02%
KEWPIE (QP) CORP ORD	2809 JT Equity	JP	JPY	0.02%
SAMSUNG FIRE & MARINE INS ORD	000810 KP Equity	KR	KRW	0.02%
METRO INC -A	MRU CT Equity	CA	CAD	0.02%
LG CORP	003550 KP Equity	KR	KRW	0.02%
ALTEOGEN INC	196170 KQ Equity	KR	KRW	0.02%
EQUIFAX INC	EFX UN Equity	US	USD	0.02%
NGK INSULATORS LTD ORD	5333 JT Equity	JP	JPY	0.02%
WIWYNN CORP	6669 TT Equity	TW	TWD	0.02%
INFORMA PLC	INF LN Equity	GB	GBp	0.02%
EQT AB	EQT SS Equity	SE	SEK	0.02%
TAISEI CORP ORD	1801 JT Equity	JP	JPY	0.02%
EMIRATES NBD PJSC	EMIRATES DB Equity	AE	AED	0.02%
ROHM CO LTD ORD	6963 JT Equity	JP	JPY	0.02%
AXIA ENERGIA	AXIA3 BS Equity	BR	BRL	0.02%
WESTINGHOUSE AIR BRAKE TECHNOLOGIES CORP	WAB UN Equity	US	USD	0.02%
WUXI BIOLOGICS CAYMAN INC	2269 HK Equity	KY	HKD	0.02%
NIPPON PAINT HOLDINGS CO LTD	4612 JT Equity	JP	JPY	0.02%
BOUYGUES SA	EN FP Equity	FR	EUR	0.02%
MIRAE ASSET SECURITIES CO LTD	006800 KP Equity	KR	KRW	0.02%
AMERICA MOVIL SAB DE CV	AMXB MF Equity	MX	MXN	0.02%
ZABKA GROUP SOCIETE ANONYME ORD	ZAB PW Equity	LU	PLN	0.02%
DASSAULT SYSTEMES SA	DSY FP Equity	FR	EUR	0.02%
NIDEC CORP ORD	6594 JT Equity	JP	JPY	0.02%
GARTNER INC	IT UN Equity	US	USD	0.02%
CIA SANEAMENTO BASICO DE SP	SBSP3 BS Equity	BR	BRL	0.02%
KING SLIDE WORKS CO LTD	2059 TT Equity	TW	TWD	0.02%
INTL CONTAINER TERM SVCS INC	ICT PM Equity	PH	PHP	0.02%
ORIENTAL LAND CO LTD ORD	4661 JT Equity	JP	JPY	0.02%
INFRATIL LTD	IFT NZ Equity	NZ	NZD	0.02%
ATLASSIAN CORPORATION PLC	TEAM UW Equity	GB	USD	0.02%
CSPC PHARMACEUTICAL GROUP LTD	1093 HK Equity	HK	HKD	0.02%
ASSOCIATED BRITISH FOODS PLC	ABF LN Equity	GB	GBp	0.02%
KEYCORP	KEY UN Equity	US	USD	0.02%
MALAYAN BANKING BHD	MAY MK Equity	MY	MYR	0.02%
BROADRIDGE FINL SOLUTIONS I COM	BR UN Equity	US	USD	0.02%
CONTEMPORARY AMPEREX TECHNOLOGY CO. LTD CLASS H	3750 HK Equity	CN	HKD	0.02%
PINTEREST INC	PINS UN Equity	US	USD	0.02%
E SUN FINANCIAL HOLDING CO ORD	2884 TT Equity	TW	TWD	0.02%
YUANTA FINANCIAL HLDG (FUHWA) ORD	2885 TT Equity	TW	TWD	0.02%
SUMITOMO PHARMA CO LTD	4506 JT Equity	JP	JPY	0.02%
KOREA ZINC	010130 KP Equity	KR	KRW	0.02%
REGIONS FINANCIAL CORP	RF UN Equity	US	USD	0.02%
ABN AMRO BANK NV	ABN NA Equity	NL	EUR	0.02%

FACTSHEET - AS OF 29-May-2026

Solactive ISS ESG Global Markets Net Zero Pathway Custom GBP Index TR

Company	Ticker	Country	Currency	Index Weight (%)
TOPPAN HOLDINGS INC	7911 JT Equity	JP	JPY	0.02%
AVIVA PLC	AV/ LN Equity	GB	GBp	0.02%
CONTEMPORARY AMPEREX TECHN-A	300750 C2 Equity	CN	CNH	0.02%
CVC CAPITAL PARTNERS PLC	CVC NA Equity	JE	EUR	0.02%
BANCO BRADESCO SA ORD PFD	BBDC4 BS Equity	BR	BRL	0.02%
FLUTTER ENTERTAINMENT PLC	FLUT UN Equity	IE	USD	0.02%
DISCOVERY HOLDINGS LTD	DSY SJ Equity	ZA	ZAr	0.02%
DAI NIPPON PRINTING CO LTD ORD	7912 JT Equity	JP	JPY	0.02%
LG ENERGY SOLUTION	373220 KP Equity	KR	KRW	0.02%
SHIMADZU CORP ORD	7701 JT Equity	JP	JPY	0.02%
SVENSKA HANDELSBANKEN AB CLASS A	SHBA SS Equity	SE	SEK	0.02%
SINOPAC FINANCIAL HOLDINGS CO ORD	2890 TT Equity	TW	TWD	0.02%
OPEN HOUSE GROUP CO LTD	3288 JT Equity	JP	JPY	0.02%
KEISEI ELECTRIC RAILWAY CO LTD ORD	9009 JT Equity	JP	JPY	0.02%
DRAFTKINGS INC	DKNG UW Equity	US	USD	0.02%
DENSO CORP ORD	6902 JT Equity	JP	JPY	0.02%
NAVER CORP	035420 KP Equity	KR	KRW	0.02%
PARTNERS GROUP HOLDING AG	PGHN SE Equity	CH	CHF	0.02%
RENTOKIL INITIAL PLC	RTO LN Equity	GB	GBp	0.02%
UNICHARM CORP ORD	8113 JT Equity	JP	JPY	0.02%
AMADA CO LTD	6113 JT Equity	JP	JPY	0.02%
SS&C TECHNOLOGIES HOLDINGS INC	SSNC UW Equity	US	USD	0.02%
ECOPRO BM CO LTD	247540 KQ Equity	KR	KRW	0.02%
WAL-MART DE MEXICO SAB DE CV	WALMEX* MF Equity	MX	MXN	0.02%
SINGAPORE EXCHANGE (SGX) LTD ORD	SGX SP Equity	SG	SGD	0.02%
LOTTERY CORPORATION LTD	TLC AT Equity	AU	AUD	0.02%
BEZEQ ISRAELI TELECOMMUNICATION CORP LTD	BEZQ IT Equity	IL	ILs	0.02%
TECHNOLOGY ONE LTD	TNE AT Equity	AU	AUD	0.02%
FRESENIUS SE & CO KGAA	FRE GY Equity	DE	EUR	0.02%
TAISHIN FINANCIAL HOLDINGS CO ORD	2887 TT Equity	TW	TWD	0.02%
STORA ENSO OYJ CLASS R	STERV FH Equity	FI	EUR	0.02%
MEGA FINANCIAL HOLDING CO LTD ORD	2886 TT Equity	TW	TWD	0.02%
MAKITA CORP ORD	6586 JT Equity	JP	JPY	0.02%
ABU DHABI COMMERCIAL BANK PJSC	ADCB DH Equity	AE	AED	0.02%
TELE2 AB	TEL2B SS Equity	SE	SEK	0.02%
FIFTH THIRD BANCORP	FITB UW Equity	US	USD	0.02%
COMPUTERSHARE LTD ORD	CPU AT Equity	AU	AUD	0.02%
KWEICHOW MOUTAI CO LTD	600519 C1 Equity	CN	CNH	0.02%
SAMSUNG ELECTRO-MECHANICS-PF	009155 KP Equity	KR	KRW	0.02%
CDW CORP/DE	CDW UW Equity	US	USD	0.02%
THOMSON REUTERS CORP	TRI CT Equity	CA	CAD	0.02%
NUTRIEN LTD	NTR CT Equity	CA	CAD	0.02%
B3 SA BRASIL BOLSA BALCAO	B3SA3 BS Equity	BR	BRL	0.02%
QATAR NATIONAL BANK SAQ	QNBK QD Equity	QA	QAR	0.02%

Company	Ticker	Country	Currency	Index Weight (%)
MTN GROUP LTD	MTN SJ Equity	ZA	ZAr	0.02%
MAINFREIGHT LTD	MFT NZ Equity	NZ	NZD	0.02%
BUDWEISER BREWING CO APAC LTD	1876 HK Equity	KY	HKD	0.02%
LAS VEGAS SANDS CORP	LVS UN Equity	US	USD	0.02%
WR BERKLEY CORP	WRB UN Equity	US	USD	0.02%
PRINCIPAL FINANCIAL GROUP INC	PFG UW Equity	US	USD	0.02%
BEONE MEDICINES LTD	6160 HK Equity	KY	HKD	0.02%
COCHLEAR LTD	COH AT Equity	AU	AUD	0.02%
GLOBAL-E ONLINE LTD	GLBE UW Equity	IL	USD	0.02%
NATIONAL BANK OF GREECE SA	ETE GA Equity	GR	EUR	0.02%
AMBEV SA	ABEV3 BS Equity	BR	BRL	0.02%
MS&AD INS (MITSUI SUMITOMO) ORD	8725 JT Equity	JP	JPY	0.02%
SOUTHWEST AIRLINES CO	LUV UN Equity	US	USD	0.02%
CHECK POINT SOFTWARE TECH L ORD	CHKP UW Equity	IL	USD	0.02%
WOORI FINANCIAL GROUP INC	316140 KP Equity	KR	KRW	0.02%
KYUSHU RAILWAY COMPANY	9142 JT Equity	JP	JPY	0.02%
BANCO BTG PACTUAL SA-UNIT	BPAC11 BS Equity	BR	BRL	0.02%
KOREA INVESTMENT HLG (DONGWOON) ORD	071050 KP Equity	KR	KRW	0.02%
LATAM AIRLINES GROUP SA	LTM CC Equity	CL	CLP	0.02%
TELENOR ASA	TEL NO Equity	NO	NOK	0.02%
INTERCONTINENTAL HOTELS GROUP PLC	IHG LN Equity	GB	USD	0.02%
GLOBAL PAYMENTS INC	GPN UN Equity	US	USD	0.02%
GAMUDA BHD	GAM MK Equity	MY	MYR	0.01%
SHENZHOU INTERNATIONAL GROUP HOLDINGS LTD	2313 HK Equity	KY	HKD	0.01%
NESTLE MALAYSIA BHD ORD	NESZ MK Equity	MY	MYR	0.01%
M3 (SO-NET M3) INC ORD	2413 JT Equity	JP	JPY	0.01%
MGM CHINA HOLDINGS LTD	2282 HK Equity	KY	HKD	0.01%
INTERCONEXION ELECTRICA SA	ISA CX Equity	CO	COP	0.01%
TELEFONICA BRASIL S.A.	VIVT3 BS Equity	BR	BRL	0.01%
GRUPO ARGOS SA	GRUPOARG CX Equity	CO	COP	0.01%
FIBRA UNO ADMINISTRACION SA	FUNO11 MF Equity	MX	MXN	0.01%
QL RESOURCES BHD	QLG MK Equity	MY	MYR	0.01%
AUTOSTORE HOLDINGS LTD	AUTO NO Equity	BM	NOK	0.01%
CHINA MERCHANTS BANK CO LTD	600036 C1 Equity	CN	CNH	0.01%
IIDA GROUP HOLDINGS CO LTD	3291 JT Equity	JP	JPY	0.01%
LG CHEMICAL LTD PFD	051915 KP Equity	KR	KRW	0.01%
PROMOTORA Y OPERADORA DE INF	PINFRA* MF Equity	MX	MXN	0.01%
YUHAN CORP ORD	000100 KP Equity	KR	KRW	0.01%
POSTAL SAVINGS BANK OF CHINA C	1658 HK Equity	CN	HKD	0.01%
SOFINA SA	SOF BB Equity	BE	EUR	0.01%
WULIANGYE YIBIN CO LTD	000858 C2 Equity	CN	CNH	0.01%
AVANZA BANK H	AZA SS Equity	SE	SEK	0.01%
VEND MARKETPLC ASA CLASS B	VEND NO Equity	NO	NOK	0.01%
TOFAS TURK OTOMOBIL FABRIKA	TOASO TI Equity	TR	TRY	0.01%

Company	Ticker	Country	Currency	Index Weight (%)
CHINA RESOURCES MIXC LIFESTYLE SERVICES LTD	1209 HK Equity	KY	HKD	0.01%
FORTUNE ELECTRIC CO LTD	1519 TT Equity	TW	TWD	0.01%
EUROBANK SA	EUROB GA Equity	GR	EUR	0.01%
TRADE DESK INC/THE -CLASS A	TTD UQ Equity	US	USD	0.01%
SWECO AB-B S	SWECB SS Equity	SE	SEK	0.01%
SAMSUNG CARD CO LTD ORD	029780 KP Equity	KR	KRW	0.01%
HOTAI MOTOR CO ORD	2207 TT Equity	TW	TWD	0.01%
RUMO S.A.	RAIL3 BS Equity	BR	BRL	0.01%
KOEI TECMO HOLDINGS CO LTD	3635 JT Equity	JP	JPY	0.01%
MUANGTHAI CAPITAL PCL	MTC TB Equity	TH	THB	0.01%
ALIBABA HEALTH INFORMATION TECHNOLOGY LTD	241 HK Equity	BM	HKD	0.01%
DUBAI ISLAMIC BANK PJSC	DIB DB Equity	AE	AED	0.01%
SANDS CHINA LTD	1928 HK Equity	KY	HKD	0.01%
IOI CORPORATION BHD	IOI MK Equity	MY	MYR	0.01%
TAIWAN BUSINESS BANK ORD	2834 TT Equity	TW	TWD	0.01%
EMPRESAS CMPC SA	CMPC CC Equity	CL	CLP	0.01%
BANK OF IRELAND GROUP PLC	BIRG ID Equity	IE	EUR	0.01%
NAURA TECHNOLOGY GROUP CO-A	002371 C2 Equity	CN	CNH	0.01%
UNIPOL GRUPPO SPA	UNI IM Equity	IT	EUR	0.01%
ISRAEL DISCOUNT BANK LTD ORD A	DSCT IT Equity	IL	ILs	0.01%
HANMI PHARM CO LTD	128940 KP Equity	KR	KRW	0.01%
GRUPO ARGOS SA-PRF	PFGRUPOA CX Equity	CO	COP	0.01%
BANK OF CYPRUS HOLDINGS PLC	BOCHGR GA Equity	IE	EUR	0.01%
REDE D OR SAO LUIZ SA	RDOR3 BS Equity	BR	BRL	0.01%
AAK AB	AAK SS Equity	SE	SEK	0.01%
SHANGHAI COMMERCIAL & SAVINGS BANK LTD/THE	5876 TT Equity	TW	TWD	0.01%
NAVIGATOR COMPANY SA	NVG PL Equity	PT	EUR	0.01%
SEGA SAMMY HOLDINGS INC	6460 JT Equity	JP	JPY	0.01%
CIA PARANAENSE ENER/COPEL ORD	CPLE3 BS Equity	BR	BRL	0.01%
CP AXTRA PUBLIC COMPANY LIMITED	CPAXT TB Equity	TH	THB	0.01%
CYBERAGENT INC	4751 JT Equity	JP	JPY	0.01%
NICE LTD	NICE IT Equity	IL	ILs	0.01%
HYUNDAI AUTOEVER CORP	307950 KP Equity	KR	KRW	0.01%
IOI PROPERTIES GROUP SDN BHD	IOIPG MK Equity	MY	MYR	0.01%
SASA POLYESTER SANAYI AS	SASA TI Equity	TR	TRY	0.01%
NEW CHINA LIFE INSURANCE	1336 HK Equity	CN	HKD	0.01%
SUNTORY BEVERAGE & FOOD LTD	2587 JT Equity	JP	JPY	0.01%
WINBOND ELECTRONICS CORP	2344 TT Equity	TW	TWD	0.01%
GALAXY ENTERTAINMENT GP.	27 HK Equity	HK	HKD	0.01%
BNK FINANCIAL GROUP INC	138930 KP Equity	KR	KRW	0.01%
LAND & HOUSES PUB CO LTD	LH TB Equity	TH	THB	0.01%
TOEI ANIMATION CO LTD	4816 JT Equity	JP	JPY	0.01%
AMMB HOLDINGS BHD	AMM MK Equity	MY	MYR	0.01%
PERSOL HOLDINGS CO LTD	2181 JT Equity	JP	JPY	0.01%

Company	Ticker	Country	Currency	Index Weight (%)
KE HOLDINGS INC	2423 HK Equity	KY	HKD	0.01%
SHIZUOKA FINANCIAL GROUP INC	5831 JT Equity	JP	JPY	0.01%
BAYERISCHE MOTOREN WERKE BMW PFD	BMW3 GY Equity	DE	EUR	0.01%
TSINGTAO BREWERY CO LTD	168 HK Equity	CN	HKD	0.01%
ALCHIP TECHNOLOGIES LTD	3661 TT Equity	KY	TWD	0.01%
BANCO DE CHILE	CHILE CC Equity	CL	CLP	0.01%
SPAREBANK 1 SR NORGE ASA	SBINO NO Equity	NO	NOK	0.01%
PLUS500 LTD	PLUS LN Equity	IL	GBp	0.01%
MASRAF AL RAYAN QSC	MARK QD Equity	QA	QAR	0.01%
AGEAS SA NV	AGS BB Equity	BE	EUR	0.01%
JIANGXI GANFENG LITHIUM CO LTD	1772 HK Equity	CN	HKD	0.01%
ARCA CONTINENTAL SAB DE CV	AC* MF Equity	MX	MXN	0.01%
BANK OF THE PHILIPPINE ISLANDS	BPI PM Equity	PH	PHP	0.01%
MEIJI HOLDINGS CO LTD	2269 JT Equity	JP	JPY	0.01%
HANSOH PHARMACEUTICAL GROUP CO	3692 HK Equity	KY	HKD	0.01%
OLD MUTUAL LTD	OMU SJ Equity	ZA	ZAr	0.01%
YAPI VE KREDI BANKASI AS	YKBNK TI Equity	TR	TRY	0.01%
HELLENIC TELECOMMUNICATION ORGANISATION SA	HTO GA Equity	GR	EUR	0.01%
STONECO LTD	STNE UW Equity	KY	USD	0.01%
BANCO SANTANDER BRASIL SA UNITS	SANB11 BS Equity	BR	BRL	0.01%
ALLWYN AG/R	ALWN GA Equity	GR	EUR	0.01%
METROPOLITAN BANK & TRUST CO	MBT PM Equity	PH	PHP	0.01%
PHISON ELECTRONICS CORP ORD	8299 TT Equity	TW	TWD	0.01%
ADVANTECH CO LTD ORD	2395 TT Equity	TW	TWD	0.01%
SKC CO LTD ORD	011790 KP Equity	KR	KRW	0.01%
COCA-COLA FEMSA SAB DE CV	KOFUBL MF Equity	MX	MXN	0.01%
ALPHA BANK SA	ALPHA GA Equity	GR	EUR	0.01%
PETRONAS CHEMICALS GROUP BHD	PCHEM MK Equity	MY	MYR	0.01%
BUMRUNGRAD HOSPITAL PUB CO	BH TB Equity	TH	THB	0.01%
POU CHEN CORP ORD	9904 TT Equity	TW	TWD	0.01%
LEROY SEAFOOD GROUP ASA	LSG NO Equity	NO	NOK	0.01%
JINDUICHENG MOLYBDENUM CO LTD CLASS A	601958 CI Equity	CN	CNH	0.01%
ADVANCED INFO SERVICE PCL	ADVANC TB Equity	TH	THB	0.01%
ZTO EXPRESS CAYMAN INC	2057 HK Equity	KY	HKD	0.01%
CIA ENERGETICA MINAS GER-PRF	CMIG4 BS Equity	BR	BRL	0.01%
LARGAN PRECISION	3008 TT Equity	TW	TWD	0.01%
INDOFOOD SUKSES MAKMUR TBK PT	INDF IJ Equity	ID	IDR	0.01%
SPAREBANKEN NORGE	SBNOR NO Equity	NO	NOK	0.01%
SSAB (SSAB SWEDISH STEEL) AB ORD B	SSABB SS Equity	SE	SEK	0.01%
CHINA RESOURCES BEER HOLDINGS CO LTD	291 HK Equity	HK	HKD	0.01%
HYUNDAI MOTOR CO LTD 2ND PFD	005387 KP Equity	KR	KRW	0.01%
LG H&H	051900 KP Equity	KR	KRW	0.01%
CHANG HWA COMMERCIAL BANK ORD	2801 TT Equity	TW	TWD	0.01%
BANCO ITAU CHILE	ITAUCL CC Equity	CL	CLP	0.01%

FACTSHEET - AS OF 29-May-2026

Solactive ISS ESG Global Markets Net Zero Pathway Custom GBP Index TR

Company	Ticker	Country	Currency	Index Weight (%)
CITIC SECURITIES	6030 HK Equity	CN	HKD	0.01%
JIANGSU HENGRUI MEDICINE CO LTD CLASS A	600276 C1 Equity	CN	CNH	0.01%
GRUMA SAB DE CV	GRUMAB MF Equity	MX	MXN	0.01%
THAI BEVERAGE PCL	THBEV SP Equity	TH	SGD	0.01%
FAR EASTERN NEW CENTURY CORP	1402 TT Equity	TW	TWD	0.01%
KRUNGTHAI CARD PCL	KTC TB Equity	TH	THB	0.01%
POSTE ITALIANE SPA	PST IM Equity	IT	EUR	0.01%
CAMBRICON TECHNOLOGIES CORPORATION	688256 C1 Equity	CN	CNH	0.01%
INVESTEC LTD	INL SJ Equity	ZA	ZAr	0.01%
PRO MEDICUS LTD	PME AT Equity	AU	AUD	0.01%
GIGABYTE TECHNOLOGY CO LTD	2376 TT Equity	TW	TWD	0.01%
BOROUGE PLC	BOROUGE DH Equity	AE	AED	0.01%
MIZRAHI TEFAHOT BANK LTD ORD	MZTF IT Equity	IL	ILs	0.01%
MINOR INTERNATIONAL PCL	MINT TB Equity	TH	THB	0.01%
CHINA MOLYBDENUM CO LTD CLASS A	603993 C1 Equity	CN	CNH	0.01%
SCHROEDERS PLC ORD	SDR LN Equity	GB	GBp	0.01%
TRYG AS	TRYG DC Equity	DK	DKK	0.01%
FINECOBANK BANCA FINECO SPA	FBK IM Equity	IT	EUR	0.01%
BAYCURRENT CONSULTING INC	6532 JT Equity	JP	JPY	0.01%
NIEN MADE ENTERPRISE CO LTD	8464 TT Equity	TW	TWD	0.01%
KRUNG THAI BANK PCL	KTB TB Equity	TH	THB	0.01%
RESTAURANT BRANDS INTERNATIONAL INC	QSR CT Equity	CA	CAD	0.01%
SINGAPORE AIRLINES LTD ORD	SIA SP Equity	SG	SGD	0.01%
YANG MING MARINE TRANSPORT	2609 TT Equity	TW	TWD	0.01%
GRUPO DE INVERSIONES SURAMERICANA SA	GRUPOSUR CX Equity	CO	COP	0.01%
KANZHUN LTD	BZ UW Equity	KY	USD	0.01%
GJENSIDIGE FORSIKRING ASA	GJF NO Equity	NO	NOK	0.01%
THAI LIFE INSURANCE PCL	TLI TB Equity	TH	THB	0.01%
SK BIOPHARMACEUTICALS CO LTD	326030 KP Equity	KR	KRW	0.01%
BARITO PACIFIC TBK PT	BRPT IJ Equity	ID	IDR	0.01%
MOTIVA INFRAESTRUTURA DE MOBILIDADE SA	MOTV3 BS Equity	BR	BRL	0.01%
OBIC BUSINESS CONSULTANTS LTD ORD	4733 JT Equity	JP	JPY	0.01%
CGN POWER CO LTD	1816 HK Equity	CN	HKD	0.01%
3SBIO INC	1530 HK Equity	KY	HKD	0.01%
BDO UNIBANK INC	BDO PM Equity	PH	PHP	0.01%
SAGAX AB-D	SAGAD SS Equity	SE	SEK	0.01%
GMO PAYMENT GATEWAY INC	3769 JT Equity	JP	JPY	0.01%
ACOM CO LTD ORD	8572 JT Equity	JP	JPY	0.01%
SEEK LTD ORD	SEK AT Equity	AU	AUD	0.01%
CHARTER COMMUNICATIONS INC	CHTR UW Equity	US	USD	0.01%
CHINA CITIC BANK CORP LTD-H	998 HK Equity	CN	HKD	0.01%
HAIER SMART HOME CO LTD-H	6690 HK Equity	CN	HKD	0.01%
TURKIYE IS BANKASI AS	ISCTR TI Equity	TR	TRY	0.01%
POWERTECH TECHNOLOGY INC	6239 TT Equity	TW	TWD	0.01%

Company	Ticker	Country	Currency	Index Weight (%)
TORUNLAR GAYRIMENKUL YATIRIM	TRGYO TI Equity	TR	TRY	0.01%
PING AN INSURANCE GROUP COMPANY OF CHINA LTD CLASS A	601318 C1 Equity	CN	CNH	0.01%
IHH HEALTHCARE BHD	IHH MK Equity	MY	MYR	0.01%
MITSUI CHEMICALS INC	4183 JT Equity	JP	JPY	0.01%
VANGUARD INTERNATIONAL SEMI	5347 TT Equity	TW	TWD	0.01%
KLABIN SA - UNIT	KLBN11 BS Equity	BR	BRL	0.01%
MINMETALS RESOURCES LTD	1208 HK Equity	HK	HKD	0.01%
AUTO TRADER GROUP PLC	AUTO LN Equity	GB	GBp	0.01%
HUSQVARNA AB	HUSQB SS Equity	SE	SEK	0.01%
ENEL AMERICAS SA	ENELAM CC Equity	CL	CLP	0.01%
HANJINKAL/D	180640 KP Equity	KR	KRW	0.01%
LOTES CO LTD	3533 TT Equity	TW	TWD	0.01%
CHINA PACIFIC INSURANCE GR-H	2601 HK Equity	CN	HKD	0.01%
ALLEGRO.EU SA	ALE PW Equity	LU	PLN	0.01%
FOXCONN INDUSTRIAL INTERNE-A	601138 C1 Equity	CN	CNH	0.01%
FUJI ELECTRIC (FUJI ELEC HLDGS) ORD	6504 JT Equity	JP	JPY	0.01%
NEXTDC LTD	NXT AT Equity	AU	AUD	0.01%
TIDLOR HOLDING PUBLIC COMPANY LTD	TIDLOR TB Equity	TH	THB	0.01%
NEDBANK GROUP LTD	NED SJ Equity	ZA	ZAr	0.01%
KANGWON LAND INC	035250 KP Equity	KR	KRW	0.01%
SPAREBANK 1 SMN	MING NO Equity	NO	NOK	0.01%
AKBANK TAS	AKBNK TI Equity	TR	TRY	0.01%
LITE-ON TECHNOLOGY CORP	2301 TT Equity	TW	TWD	0.01%
HOME PRODUCT CENTER PCL	HMPRO TB Equity	TH	THB	0.01%
FIRST FINANCIAL HOLDING ORD	2892 TT Equity	TW	TWD	0.01%
ABU DHABI ISLAMIC BANK PJSC	ADIB DH Equity	AE	AED	0.01%
FORMOSA PLASTICS CORP	1301 TT Equity	TW	TWD	0.01%
ITAU UNIBANCO HOLDING SA	ITUB3 BS Equity	BR	BRL	0.01%
NANYA TECHNOLOGY CORP ORD	2408 TT Equity	TW	TWD	0.01%
CAPCOM CO LTD	9697 JT Equity	JP	JPY	0.01%
SCG PACKAGING PCL	SCGP TB Equity	TH	THB	0.01%
BANK MANDIRI (PERSERO) TBK PT	BMRI IJ Equity	ID	IDR	0.01%
NONGFU SPRING CO LTD-H	9633 HK Equity	CN	HKD	0.01%
WOOLWORTHS HOLDINGS LTD	WHL SJ Equity	ZA	ZAr	0.01%
BUDIMEX	BDX PW Equity	PL	PLN	0.01%
BANCO SANTANDER CHILE	BSAN CC Equity	CL	CLP	0.01%
HYUNDAI MOTOR CO LTD 3RD PFD	005389 KP Equity	KR	KRW	0.01%
HYBE CO LTD	352820 KP Equity	KR	KRW	0.01%
KIWOOM SECURITIES CO LTD ORD	039490 KP Equity	KR	KRW	0.01%
SANLAM LTD	SLM SJ Equity	ZA	ZAr	0.01%
WPG HOLDINGS LTD ORD	3702 TT Equity	TW	TWD	0.01%
SHENGYI TECHNOLOGY CO LTD CLASS A	600183 C1 Equity	CN	CNH	0.01%
JAPAN AIRLINES CO LTD	9201 JT Equity	JP	JPY	0.01%
NIO INC	9866 HK Equity	KY	HKD	0.01%

FACTSHEET - AS OF 29-May-2026

Solactive ISS ESG Global Markets Net Zero Pathway Custom GBP Index TR

Company	Ticker	Country	Currency	Index Weight (%)
MIDEA GROUP ORD H	300 HK Equity	CN	HKD	0.01%
JENTECH PRECISION INDUSTRIAL	3653 TT Equity	TW	TWD	0.01%
NH INVESTMENT & SECURITIES CO LTD	005940 KP Equity	KR	KRW	0.01%
REA GROUP LTD	REA AT Equity	AU	AUD	0.01%
WISTRON	3231 TT Equity	TW	TWD	0.01%
SQUARE ENIX HOLDINGS CO LTD ORD	9684 JT Equity	JP	JPY	0.01%
KOMERCNI BANKA AS	KOMB CK Equity	CZ	CZK	0.01%
ALDAR PROPERTIES COMPANY	ALDAR DH Equity	AE	AED	0.01%
XERO LTD	XRO AT Equity	NZ	AUD	0.01%
BANK OF COMMUNICATIONS CO-H	3328 HK Equity	CN	HKD	0.01%
DB INSURANCE CO LTD	005830 KP Equity	KR	KRW	0.01%
SUNCORP GROUP LTD	SUN AT Equity	AU	AUD	0.01%
CHAILEASE HOLDING CO LTD ORD	5871 TT Equity	KY	TWD	0.01%
TIS INC	3626 JT Equity	JP	JPY	0.01%
L E LUNDBERGFÖRETAGEN AB CLASS B	LUNDB SS Equity	SE	SEK	0.01%
REMGRO LTD	REM SJ Equity	ZA	ZAr	0.01%
YAMATO HDG.	9064 JT Equity	JP	JPY	0.01%
AIRTAC INTERNATIONAL GROUP	1590 TT Equity	KY	TWD	0.01%
KOREAN AIR LINES CO LTD ORD	003490 KP Equity	KR	KRW	0.01%
THAI UNION GROUP PCL	TU TB Equity	TH	THB	0.01%
EVERGREEN MARINE	2603 TT Equity	TW	TWD	0.01%
SBI HOLDINGS INC ORD	8473 JT Equity	JP	JPY	0.01%
SEIBU HOLDINGS INC	9024 JT Equity	JP	JPY	0.01%
PROTECTOR FORSIKRING ASA	PROT NO Equity	NO	NOK	0.01%
CENTRAL PATTANA PUB CO LTD	CPN TB Equity	TH	THB	0.01%
EOPTOLINK TECHNOLOGY INC. LTD. CLASS A	300502 C2 Equity	CN	CNH	0.01%
SILERGY CORP	6415 TT Equity	KY	TWD	0.01%
BERLI JUCKER PCL ORD	BJC TB Equity	TH	THB	0.01%
YASKAWA ELECTRIC CORP ORD	6506 JT Equity	JP	JPY	0.01%
TRIPOD TECHNOLOGY CORP ORD	3044 TT Equity	TW	TWD	0.01%
HP INC	HPQ UN Equity	US	USD	0.01%
FOX CORP CLASS B (NEW)	FOX UW Equity	US	USD	0.01%
WIX.COM LTD	WIX UW Equity	IL	USD	0.01%
TELEKOM MALAYSIA BHD	T MK Equity	MY	MYR	0.01%
ZENSHO HOLDINGS CO LTD ORD	7550 JT Equity	JP	JPY	0.01%
CHINA OVERSEAS LAND & INVESTMENT LTD	688 HK Equity	HK	HKD	0.01%
LOCALIZA RENT A CAR SA	RENT3 BS Equity	BR	BRL	0.01%
COCA-COLA ICECEK AS	CCOLA TI Equity	TR	TRY	0.01%
CD PROJEKT SA	CDR PW Equity	PL	PLN	0.01%
SPARK NEW ZEALAND LTD	SPK NZ Equity	NZ	NZD	0.01%
HENKEL AG & CO KGAA BEARER SH	HEN GY Equity	DE	EUR	0.01%
SEKISUI HOUSE LTD ORD	1928 JT Equity	JP	JPY	0.01%
INFRASTRUTTURE WIRELESS ITALIANE SPA	INW IM Equity	IT	EUR	0.01%
NORDNET AB (PUBL)	SAVE SS Equity	SE	SEK	0.01%

Company	Ticker	Country	Currency	Index Weight (%)
BANGKOK EXPRESSWAY AND METRO PCL	BEM TB Equity	TH	THB	0.01%
WUXI APPTTEC CO LTD-A	603259 C1 Equity	CN	CNH	0.01%
CAIXA SEGURIDADE PARTICIPACO	CXSE3 BS Equity	BR	BRL	0.01%
SUZANO SA	SUZB3 BS Equity	BR	BRL	0.01%
FOOD & LIFE COMPANIES LTD	3563 JT Equity	JP	JPY	0.01%
AMDOCS LTD	DOX UW Equity	GG	USD	0.01%
LY CORP	4689 JT Equity	JP	JPY	0.01%
SK BIOSCIENCE ORD	302440 KP Equity	KR	KRW	0.01%
PRESS METAL ALUMINIUM HOLDINGS BERHAD	PMAH MK Equity	MY	MYR	0.01%
ORACLE CORP JAPAN ORD	4716 JT Equity	JP	JPY	0.01%
NCSOFT CORP ORD	036570 KP Equity	KR	KRW	0.01%
BANCO DE CREDITO E INVERSION	BCI CC Equity	CL	CLP	0.01%
MCDONALDS HOLDING CO JAPAN ORD	2702 JT Equity	JP	JPY	0.01%
JIANGSU EXPRESS CO LTD-H	177 HK Equity	CN	HKD	0.01%
PROLOGIS PROPERTY MEXICO SA DE CV	FIBRAPL MF Equity	MX	MXN	0.01%
TAL EDUCATION GROUP	TAL UN Equity	KY	USD	0.01%
SM PRIME HOLDINGS INC	SMPH PM Equity	PH	PHP	0.01%
HYUNDAI GLOVIS (GLOVIS) CO LTD ORD	086280 KP Equity	KR	KRW	0.01%
CATCHER TECHNOLOGY	2474 TT Equity	TW	TWD	0.01%
NEXON CO. LTD	3659 JT Equity	JP	JPY	0.01%
ULKER BISKUVI SANAYI AS	ULKER TI Equity	TR	TRY	0.01%
HLB INC	028300 KQ Equity	KR	KRW	0.01%
SK TELECOM CO LTD	017670 KP Equity	KR	KRW	0.01%
VODACOM GROUP LTD	VOD SJ Equity	ZA	ZAr	0.01%
GRUPO CIBEST PREF	PFCIBEST CX Equity	CO	COP	0.01%
HUA NAN FINANCIAL HOLDING CO ORD	2880 TT Equity	TW	TWD	0.01%
INDUSTRIVARDEN AB CLASS A	INDUA SS Equity	SE	SEK	0.01%
TURK HAVA YOLLARI AO	THYAO TI Equity	TR	TRY	0.01%
COCA-COLA BOTTLERS JAPAN INC	2579 JT Equity	JP	JPY	0.01%
ANADOLU EFES BIRACILIK VE	AEFES TI Equity	TR	TRY	0.01%
BEIJING-SHANGHAI HIGH SPE-A	601816 C1 Equity	CN	CNH	0.01%
OBIC CO LTD ORD	4684 JT Equity	JP	JPY	0.01%
OPEN TEXT CORP	OTEX CT Equity	CA	CAD	0.01%
FUYAO GLASS INDUSTRY GROUP-H	3606 HK Equity	CN	HKD	0.01%
PEOPLES INSURANCE CO GROUP OF CHINA LTD	1339 HK Equity	CN	HKD	0.01%
FUTU HOLDINGS LTD-ADR	FUTU UQ Equity	KY	USD	0.01%
NINGBO DEYE TECHNOLOGY CO LTD	605117 C1 Equity	CN	CNH	0.01%
PSMC ORD	6770 TT Equity	TW	TWD	0.01%
GRUPO CIBEST	CIBEST CX Equity	CO	COP	0.01%
QUEBECOR INC - CL B	QBR/B CT Equity	CA	CAD	0.01%
BB SEGURIDADE PARTICIPACOES	BBSE3 BS Equity	BR	BRL	0.01%
NORTHAM PLATINUM HOLDINGS LTD	NPH SJ Equity	ZA	ZAr	0.01%
CJ CORP ORD	001040 KP Equity	KR	KRW	0.01%
MR PRICE GROUP LTD	MRP SJ Equity	ZA	ZAr	0.01%

FACTSHEET - AS OF 29-May-2026

Solactive ISS ESG Global Markets Net Zero Pathway Custom GBP Index TR

Company	Ticker	Country	Currency	Index Weight (%)
ASAHI KASEI CORP	3407 JT Equity	JP	JPY	0.01%
COWAY CO LTD	021240 KP Equity	KR	KRW	0.01%
OSOTSPA PCL	OSP TB Equity	TH	THB	0.01%
COMMERCIAL BANK OF QATAR QSC	CBQK QD Equity	QA	QAR	0.01%
ANADOLU ANONIM TURK SIGORTA	ANSGR TI Equity	TR	TRY	0.01%
J&T EXPRESS-W ORD	1519 HK Equity	KY	HKD	0.01%
SIBANYE STILLWATER LTD	SSW SJ Equity	ZA	ZAr	0.01%
FRESENIUS MEDICAL CARE AG & CO KGAA	FME GY Equity	DE	EUR	0.01%
GERDAU SA PFD	GGBR4 BS Equity	BR	BRL	0.01%
BANCO BRADESCO S.A.	BBDC3 BS Equity	BR	BRL	0.01%
CJ CHEILJEDANG CORP	097950 KP Equity	KR	KRW	0.01%
SYNNEX TECHNOLOGY INTERNATIONAL ORD	2347 TT Equity	TW	TWD	0.01%
WISETECH GLOBAL LTD	WTC AT Equity	AU	AUD	0.01%
AYALA LAND INC	ALI PM Equity	PH	PHP	0.01%
TELKOM INDONESIA PERSERO TBK PT	TLKM IJ Equity	ID	IDR	0.01%
OMRON CORP ORD	6645 JT Equity	JP	JPY	0.01%
KIMBERLY-CLARK DE MEXICO-A	KIMBERA MF Equity	MX	MXN	0.01%
KAKAOPAY CORP	377300 KP Equity	KR	KRW	0.01%
XPENG INC - CLASS A SHARES	9868 HK Equity	KY	HKD	0.01%
XP INC	XP UW Equity	KY	USD	0.01%
MLP SAGLIK HIZMETLERI AS	MPARK TI Equity	TR	TRY	0.01%
TBS HOLDINGS INC	9401 JT Equity	JP	JPY	0.01%
KAKAOBANK CORP	323410 KP Equity	KR	KRW	0.01%
BOMBARDIER INC	BBD/B CT Equity	CA	CAD	0.01%
AIRTEL AFRICA PLC	AAF LN Equity	GB	GBp	0.01%
WHITBREAD PLC	WTB LN Equity	GB	GBp	0.01%
RAIA DROGASIL SA	RADL3 BS Equity	BR	BRL	0.01%
TAIWAN HIGH SPEED RAIL CORP ORD	2633 TT Equity	TW	TWD	0.01%
PAGSEGURO DIGITAL LTD	PAGS UN Equity	KY	USD	0.01%
CHINA YANGTZE POWER CO LTD-A	600900 C1 Equity	CN	CNH	0.01%
HKT TRUST AND HKT LTD	6823 HK Equity	HK	HKD	0.01%
TAIWAN MOBILE CO LTD	3045 TT Equity	TW	TWD	0.01%
ELISA OYJ CLASS A	ELISA FH Equity	FI	EUR	0.01%
ZHEN DING TECHNOLOGY HOLDING	4958 TT Equity	KY	TWD	0.01%
EL PUERTO DE LIVERPOOL SA ORD C1	LIVEPOLC MF Equity	MX	MXN	0.01%
HENKEL AG & CO KGAA PREF	HEN3 GY Equity	DE	EUR	0.01%
GENTING MALAYSIA BHD	GENM MK Equity	MY	MYR	0.01%
GRUPO FINANCIERO INBURSA SA DE CV	GFINBURO MF Equity	MX	MXN	0.01%
GREAT WEST LIFECO	GWO CT Equity	CA	CAD	0.01%
SCB X PCL	SCB TB Equity	TH	THB	0.01%
MIDEA GROUP CO LTD	000333 C2 Equity	CN	CNH	0.01%
LENNAR CORP - B SHS	LEN/B UN Equity	US	USD	0.01%
SAMSUNG SDS CO LTD	018260 KP Equity	KR	KRW	0.01%
FRASER & NEAVE HOLDINGS BHD ORD	FNH MK Equity	MY	MYR	0.01%

Company	Ticker	Country	Currency	Index Weight (%)
AYALA CORP	AC PM Equity	PH	PHP	0.01%
INTERNATIONAL PAPER CO	IP UN Equity	US	USD	0.01%
BID CORP LTD	BID SJ Equity	ZA	ZAr	0.01%
AKESO INC	9926 HK Equity	KY	HKD	0.01%
SD GUTHRIE BERHAD	SDG MK Equity	MY	MYR	0.01%
BANCO DO BRASIL S.A.	BBAS3 BS Equity	BR	BRL	0.01%
NOVATEK MICROELECTRONICS CORP ORD	3034 TT Equity	TW	TWD	0.01%
SAMSUNG EPIS HOLDINGS CO LTD	0126Z0 KP Equity	KR	KRW	0.01%
CHAROEN POKPHAND FOODS PCL	CPF TB Equity	TH	THB	0.01%
TAIWAN COOPERATIVE FINL HOLDING ORD	5880 TT Equity	TW	TWD	0.01%
MINTH GROUP LTD	425 HK Equity	KY	HKD	0.01%
CITIZENS FINANCIAL GROUP INC	CFG UN Equity	US	USD	0.01%
EMAAR DEVELOPMENT PJSC	EMAARDEV DB Equity	AE	AED	0.01%
HENG TONG OPTIC-ELECTRIC CO-A	600487 CI Equity	CN	CNH	0.01%
KINGFISHER PLC	KGF LN Equity	GB	GBp	0.01%
AGC INC	5201 JT Equity	JP	JPY	0.01%
BIDVEST GROUP LTD	BVT SJ Equity	ZA	ZAr	0.01%
ECOPRO MATERIALS ORD	450080 KP Equity	KR	KRW	0.01%
SIAM CEMENT PCL	SCC TB Equity	TH	THB	0.01%
LENOVO GROUP LTD	992 HK Equity	HK	HKD	0.01%
AXIA ENERGIA	AXIA6 BS Equity	BR	BRL	0.01%
BANGKOK DUSIT MED SERVICE	BDMS TB Equity	TH	THB	0.01%
AMOREPACIFIC CORP ORD	090430 KP Equity	KR	KRW	0.01%
ASX LTD ORD	ASX AT Equity	AU	AUD	0.01%
HONG LEONG BANK BERHAD	HLBK MK Equity	MY	MYR	0.01%
MEDIBANK PRIVATE	MPL AT Equity	AU	AUD	0.01%
ADVANCED MICRO-FABRICATION-A	688012 CI Equity	CN	CNH	0.01%
NITERRA CO LTD	5334 JT Equity	JP	JPY	0.01%
INDOFOOD CBP SUKSES MAKMUR T	ICBP IJ Equity	ID	IDR	0.01%
KOREA INVESTMENT HOLD-PREF	071055 KP Equity	KR	KRW	0.01%
MERITZ FINANCIAL GROUP INC	138040 KP Equity	KR	KRW	0.01%
RHB BANK BHD	RHBBANK MK Equity	MY	MYR	0.01%
INSURANCE AUSTRALIA GROUP LTD ORD	IAG AT Equity	AU	AUD	0.01%
MARUI GROUP CO LTD (MARUI CO) ORD	8252 JT Equity	JP	JPY	0.01%
MIRAE ASSET SECURITIES CO LTD	00680K KP Equity	KR	KRW	0.01%
CHINA MERCHANTS PORT HOLDINGS CO LTD	144 HK Equity	HK	HKD	0.01%
MITSUBISHI HC CAPITAL INC	8593 JT Equity	JP	JPY	0.01%
H WORLD GROUP LTD	HTHT UW Equity	KY	USD	0.01%
INPOST SA	INPST NA Equity	LU	EUR	0.01%
REALTEK SEMICONDUCTOR CORP	2379 TT Equity	TW	TWD	0.01%
CMOC GROUP LTD	3993 HK Equity	CN	HKD	0.01%
CHINA STEEL CORP	2002 TT Equity	TW	TWD	0.01%
GLOBAL UNICHIP CORP	3443 TT Equity	TW	TWD	0.01%
ASSET WORLD CORP PCL	AWC TB Equity	TH	THB	0.01%

FACTSHEET - AS OF 29-May-2026

Solactive ISS ESG Global Markets Net Zero Pathway Custom GBP Index TR

Company	Ticker	Country	Currency	Index Weight (%)
SUNWAY BHD	SWB MK Equity	MY	MYR	0.01%
OOREDOO QSC	ORDS QD Equity	QA	QAR	0.01%
HUA HONG SEMICONDUCTOR LTD	1347 HK Equity	HK	HKD	0.01%
HIGHWEALTH CONSTRUCTION CORP ORD	2542 TT Equity	TW	TWD	0.01%
HUAGONG TECH CO LTD-A	000988 C2 Equity	CN	CNH	0.01%
EVEREST GROUP LTD	EG UN Equity	BM	USD	0.01%
ECLAT TEXTILE CO.	1476 TT Equity	TW	TWD	0.01%
WT MICROELECTRONICS CO. LTD.	3036 TT Equity	TW	TWD	0.01%
WUXI APTEC CO LTD	2359 HK Equity	CN	HKD	0.01%
AERCAP HOLDINGS NV	AER UN Equity	NL	USD	0.01%
GENTING SINGAPORE PLC	GENS SP Equity	SG	SGD	0.01%
TOHO CO LTD ORD	9602 JT Equity	JP	JPY	0.01%
SONIC HEALTHCARE (TECH AUST) ORD	SHL AT Equity	AU	AUD	0.01%
HYUNDAI MOTOR CO LTD PFD	005385 KP Equity	KR	KRW	0.01%
INDUSTRIAL BANK OF KOREA	024110 KP Equity	KR	KRW	0.01%
INDUSTRIAL AND COMMERCIAL BANK OF CHINA LTD	601398 C1 Equity	CN	CNH	0.01%
CARSALES COM LTD ORD	CAR AT Equity	AU	AUD	0.01%
EMLAK KONUT GAYRIMENKUL YATI	EKGYO TI Equity	TR	TRY	0.01%
TREND MICRO INC	4704 JT Equity	JP	JPY	0.01%
PICC PROPERTY AND CASUALTY CO LTD	2328 HK Equity	CN	HKD	0.01%
TIM SA	TIMS3 BS Equity	BR	BRL	0.01%
NEW ORIENTAL EDUCATION & TECHNOLOGY GROUP INC	9901 HK Equity	KY	HKD	0.01%
GRUPO DE INV SURAMERICANA-PFD	PFGRUPSU CX Equity	CO	COP	0.01%
INNOLUX CORP	3481 TT Equity	TW	TWD	0.01%
KALBE FARMA TBK PT	KLBF IJ Equity	ID	IDR	0.01%
SECTRA AB-B SHS	SECTB SS Equity	SE	SEK	0.01%
GRUPO BIMBO SAB- SERIES A	BIMBOA MF Equity	MX	MXN	0.01%
TMBTHANACHART BANK PCL	TTB TB Equity	TH	THB	0.01%
PEGATRON CORP ORD	4938 TT Equity	TW	TWD	0.01%
AGRICULTURAL BANK OF CHINA-A	601288 C1 Equity	CN	CNH	0.01%
JD HEALTH INTERNATIONAL INC	6618 HK Equity	KY	HKD	0.01%
SAMSUNG SECURITIES CO LTD ORD	016360 KP Equity	KR	KRW	0.01%
TRUE CORP PCL	TRUE TB Equity	TH	THB	0.01%
SECURITAS AB CLASS B	SECUB SS Equity	SE	SEK	0.01%
LI NING CO LTD	2331 HK Equity	KY	HKD	0.01%
QATAR INTERNATIONAL ISLAMIC	QIIK QD Equity	QA	QAR	0.01%
ARES MANAGEMENT CORP	ARES UN Equity	US	USD	0.01%
SEKISUI CHEMICAL CO LTD ORD	4204 JT Equity	JP	JPY	0.01%
KRAFTON INC	259960 KP Equity	KR	KRW	0.01%
IJM CORP BHD	IJM MK Equity	MY	MYR	0.01%
GOLD CIRCUIT ELECTRONICS LTD	2368 TT Equity	TW	TWD	0.01%
KBC GROUPE SA	KBC BB Equity	BE	EUR	0.01%
LI AUTO INC-CLASS A	2015 HK Equity	KY	HKD	0.01%
L&F CO LTD	066970 KP Equity	KR	KRW	0.01%

FACTSHEET - AS OF 29-May-2026

Solactive ISS ESG Global Markets Net Zero Pathway Custom GBP Index TR

Company	Ticker	Country	Currency	Index Weight (%)
OUTSURANCE GROUP LTD	OUT SJ Equity	ZA	ZAr	0.01%
WESTPORTS HOLDINGS BHD	WPRTS MK Equity	MY	MYR	0.01%
NISSIN FOODS HOLDINGS CO LTD	2897 JT Equity	JP	JPY	0.01%
KAKAO CORP	035720 KP Equity	KR	KRW	0.01%
ASYMCHEM LABORATORIES TIAN-A	002821 C2 Equity	CN	CNH	0.00%
SINOLINK SECURITIES CO LTD	600109 C1 Equity	CN	CNH	0.00%
AXIATA GROUP BERHAD	AXIATA MK Equity	MY	MYR	0.00%
INDOSAT TBK PT	ISAT IJ Equity	ID	IDR	0.00%
LUXSHARE PRECISION INDUSTRY CO	002475 C2 Equity	CN	CNH	0.00%
PETKIM PETROKIMYA HOLDING AS	PETKM TI Equity	TR	TRY	0.00%
ORIENT OVERSEAS INTERNATIONAL LTD	316 HK Equity	BM	HKD	0.00%
MUYUAN FOODSTUFF CO LTD-A	002714 C2 Equity	CN	CNH	0.00%
CHINA RAILWAY GROUP LTD	390 HK Equity	CN	HKD	0.00%
BYD CO LTD -A	002594 C2 Equity	CN	CNH	0.00%
FULL TRUCK ALLIANCE -SPN ADR	YMM UN Equity	KY	USD	0.00%
XL AXIATA TBK PT	EXCL IJ Equity	ID	IDR	0.00%
GUANGDONG LY INTELLIGENT M-A	002600 C2 Equity	CN	CNH	0.00%
SINOTRANS LTD	598 HK Equity	CN	HKD	0.00%
ZHEJIANG DINGLI MACHINERY -A	603338 C1 Equity	CN	CNH	0.00%
CATHAY PACIFIC AIRWAYS LTD ORD	293 HK Equity	HK	HKD	0.00%
BEIJING NEW BUILDING MATER-A	000786 C2 Equity	CN	CNH	0.00%
AIR CHINA LTD	601111 C1 Equity	CN	CNH	0.00%
INNER MONGOLIA BAOTOU STEEL UN	600010 C1 Equity	CN	CNH	0.00%
BANK POLSKA KASA OPIEKI SA	PEO PW Equity	PL	PLN	0.00%
SHANGHAI M&G STATIONERY IN-A	603899 C1 Equity	CN	CNH	0.00%
HAINAN AIRPORT INFRASTRUCTURE CO LTD	600515 C1 Equity	CN	CNH	0.00%
INNER MONGOLIA YILI INDUSTRIAL GROUP CO LTD CLASS A	600887 C1 Equity	CN	CNH	0.00%
AUTOHOME INC-ADR	ATHM UN Equity	KY	USD	0.00%
YUNNAN ALUMINIUM CO LTD-A	000807 C2 Equity	CN	CNH	0.00%
WEICHAI POWER CO LTD	000338 C2 Equity	CN	CNH	0.00%
MEDIPAL HLDGS (MEDICEO PALTAC) ORD	7459 JT Equity	JP	JPY	0.00%
RAKUTEN BANK ORD	5838 JT Equity	JP	JPY	0.00%
MITSUBISHI CHEMICAL GROUP	4188 JT Equity	JP	JPY	0.00%
SONGCHENG PERFORMANCE DEVE-A	300144 C2 Equity	CN	CNH	0.00%
TCL TECHNOLOGY GROUP CORP	000100 C2 Equity	CN	CNH	0.00%
CHINA MERCHANTS EXPRESSWAY NETWORK & TECHNOLOGY HOLDINGS CO LTD	001965 C2 Equity	CN	CNH	0.00%
CHINA MEDICAL SYSTEM HOLDINGS LTD	867 HK Equity	KY	HKD	0.00%
SHANGHAI ZHANGJIANG HI-TECH PARK DEVELOPMENT CO LTD	600895 C1 Equity	CN	CNH	0.00%
SHENZHEN NEW INDUSTRIES BIOMEDICAL ENGINEERING CO LTD	300832 C2 Equity	CN	CNH	0.00%
HUA HONG SEMICONDUCTOR LTD	688347 C1 Equity	CN	CNH	0.00%
NEXCHIP ORD A	688249 C1 Equity	CN	CNH	0.00%
LG DISPLAY CO LTD	034220 KP Equity	KR	KRW	0.00%
CHINA MINSHENG BANKING CORP LTD	1988 HK Equity	CN	HKD	0.00%

FACTSHEET - AS OF 29-May-2026

Solactive ISS ESG Global Markets Net Zero Pathway Custom GBP Index TR

Company	Ticker	Country	Currency	Index Weight (%)
BESTECHNIC SHANGHAI CO LTD	688608 C1 Equity	CN	CNH	0.00%
KURARAY CO LTD	3405 JT Equity	JP	JPY	0.00%
SHANGHAI ORIENTAL PEARL GR-A	600637 C1 Equity	CN	CNH	0.00%
BILIBILI INC	9626 HK Equity	KY	HKD	0.00%
SUMITOMO MITSUI TRUST HOLDINGS ORD	8309 JT Equity	JP	JPY	0.00%
XINJIANG GOLDWIND SCI&TECH-A	002202 C2 Equity	CN	CNH	0.00%
YTO EXPRESS GROUP CO LTD	600233 C1 Equity	CN	CNH	0.00%
SHANGHAI FUDAN MICROELECTRONICS GROUP CO LTD	688385 C1 Equity	CN	CNH	0.00%
ICG PLC	ICG LN Equity	GB	GBp	0.00%
CAPITAL SECURITIES CORP LTD	601136 C1 Equity	CN	CNH	0.00%
BOMBARDIER INC	BBD/A CT Equity	CA	CAD	0.00%
BANK OF HANGZHOU CO LTD-A	600926 C1 Equity	CN	CNH	0.00%
HUNDSUN TECHNOLOGIES INC	600570 C1 Equity	CN	CNH	0.00%
DAIKIN INDUSTRIES LTD ORD	6367 JT Equity	JP	JPY	0.00%
HONGTA SECURITIES CO LTD	601236 C1 Equity	CN	CNH	0.00%
SANY HEAVY IND ORD H	6031 HK Equity	CN	HKD	0.00%
ZHEJIANG HUAHAI PHARMACEUT-A	600521 C1 Equity	CN	CNH	0.00%
CHINA TOWER CORP LTD	788 HK Equity	CN	HKD	0.00%
NETMARBLE CORP	251270 KP Equity	KR	KRW	0.00%
SHIHLIN ELECTRIC & ENGINEER	1503 TT Equity	TW	TWD	0.00%
VIENNA INSURANCE GROUP AG	VIG AV Equity	AT	EUR	0.00%
DFZQ-H	3958 HK Equity	CN	HKD	0.00%
GWMOTOR	2333 HK Equity	CN	HKD	0.00%
ACER INC ORD	2353 TT Equity	TW	TWD	0.00%
YUNDA HOLDING CO LTD-A	002120 C2 Equity	CN	CNH	0.00%
HWATSING TECHNOLOGY CO LTD-A	688120 C1 Equity	CN	CNH	0.00%
HUAQIN TECHNOLOGY CO LTD	603296 C1 Equity	CN	CNH	0.00%
CHINA VANKE CO LTD-H	2202 HK Equity	CN	HKD	0.00%
NICHIREI CORP ORD	2871 JT Equity	JP	JPY	0.00%
LIXIL GROUP CORP	5938 JT Equity	JP	JPY	0.00%
T ROWE PRICE GROUP INC	TROW UW Equity	US	USD	0.00%
CHINA RAILWAY SIGNAL & COMMUNICATION CORPORATION LIMITED	3969 HK Equity	CN	HKD	0.00%
ZTE CORP-A	000063 C2 Equity	CN	CNH	0.00%
T&D HOLDINGS INC ORD	8795 JT Equity	JP	JPY	0.00%
INDUSTRIAL SECURITIES CO LTD	601377 C1 Equity	CN	CNH	0.00%
SOOCHOW SECURITIES CO LTD	601555 C1 Equity	CN	CNH	0.00%
WEICHAJ POWER CO LTD	2338 HK Equity	CN	HKD	0.00%
SHANGHAI BAOSIGHT SOFTWARE-A	600845 C1 Equity	CN	CNH	0.00%
ATOUR LIFESTYLE HOLDINGS-ADR	ATAT UW Equity	US	USD	0.00%
TPG TELECOM LTD	TPG AT Equity	AU	AUD	0.00%
GOTO GOJEK TOKOPEDIA TBK PT	GOTO IJ Equity	ID	IDR	0.00%
UNIVERSAL SCIENTIFIC INDUS-A	601231 C1 Equity	CN	CNH	0.00%
MIRAE ASSET SECURITIES LTD-P	006805 KP Equity	KR	KRW	0.00%

Company	Ticker	Country	Currency	Index Weight (%)
CHINA PACIFIC INSURANCE GROUP CO LTD CLASS A	601601 C1 Equity	CN	CNH	0.00%
LOONGSON TECHNOLOGY CORP LTD-A	688047 C1 Equity	CN	CNH	0.00%
SHANGHAI JUNSHI BIOSCIENCES CO LTD	1877 HK Equity	CN	HKD	0.00%
VISERA ORD	6789 TT Equity	TW	TWD	0.00%
NORION BANK AB	NORION SS Equity	SE	SEK	0.00%
GEELY AUTOMOBILE HOLDINGS LT	175 HK Equity	KY	HKD	0.00%
BOC INTERNATIONAL CHINA CO-A	601696 C1 Equity	CN	CNH	0.00%
MIGROS TICARET AS	MGROS TI Equity	TR	TRY	0.00%
SHANGHAI PHARMACEUTICALS HOLDING CO LTD	601607 C1 Equity	CN	CNH	0.00%
CHINA GREAT WALL SECURITIES CO LTD	002939 C2 Equity	CN	CNH	0.00%
HANGZHOU FIRST APPLIED MAT-A	603806 C1 Equity	CN	CNH	0.00%
BANK MILLENNIUM SA	MIL PW Equity	PL	PLN	0.00%
GALAXYCORE INC	688728 C1 Equity	CN	CNH	0.00%
BAOSHAN IRON & STEEL CO LTD	600019 C1 Equity	CN	CNH	0.00%
ISOFTSTONE INFORMATION TECHNOLOGY GROUP CO LTD	301236 C2 Equity	CN	CNH	0.00%
MAXSCEND MICROELECTRONICS -A	300782 C2 Equity	CN	CNH	0.00%
GIANT NETWORK GROUP CO LTD-A	002558 C2 Equity	CN	CNH	0.00%
ZHEJIANG CENTURY HUATONG -A	002602 C2 Equity	CN	CNH	0.00%
GREENTOWN CHINA HOLDINGS LTD	3900 HK Equity	KY	HKD	0.00%
ATLAS COPCO AB CLASS A	ATCOA SS Equity	SE	SEK	0.00%
CHINA LITERATURE LTD	772 HK Equity	KY	HKD	0.00%
GLOBE TELECOM INC	GLO PM Equity	PH	PHP	0.00%
GF SECURITIES CO LTD	000776 C2 Equity	CN	CNH	0.00%
ATLAS COPCO AB	ATCOB SS Equity	SE	SEK	0.00%
JIANGSU EXPRESSWAY CO LTD-A	600377 C1 Equity	CN	CNH	0.00%
ALFRESA HOLDINGS CORP ORD	2784 JT Equity	JP	JPY	0.00%
WILMAR INTERNATIONAL LTD	WIL SP Equity	SG	SGD	0.00%
BANCA MONTE DEI PASCHI DI SIENA SPA	BMPS IM Equity	IT	EUR	0.00%
BYD ELECTRONIC (INTERNATIONAL) CO LTD	285 HK Equity	HK	HKD	0.00%
IQIYI INC	IQ UW Equity	KY	USD	0.00%
CHINA MENGNIU DAIRY CO LTD	2319 HK Equity	KY	HKD	0.00%
ETABLISSEMENTEN FRANZ COLRUYT NV	COLR BB Equity	BE	EUR	0.00%
BOC AVIATION LTD	2588 HK Equity	SG	HKD	0.00%
HUAXIA BANK CO LTD	600015 C1 Equity	CN	CNH	0.00%
SUNGROW POWER SUPPLY CO LT-A	300274 C2 Equity	CN	CNH	0.00%
SINOTRANS LTD	601598 C1 Equity	CN	CNH	0.00%
ARCELIK AS	ARCLK TI Equity	TR	TRY	0.00%
LONGFOR GROUP HOLDINGS LTD	960 HK Equity	KY	HKD	0.00%
MITSUI MINING & SMELTING CO LTD ORD	5706 JT Equity	JP	JPY	0.00%
HENGRUI PHARMA ORD H	1276 HK Equity	CN	HKD	0.00%
QANTAS AIRWAYS LTD ORD	QAN AT Equity	AU	AUD	0.00%
BARITO RENEWABLES ENERGY ORD	BREN IJ Equity	ID	IDR	0.00%
TONGCHENG TRAVEL HOLDINGS LTD	780 HK Equity	KY	HKD	0.00%
STELLANTIS NV	STLAM IM Equity	NL	EUR	0.00%

FACTSHEET - AS OF 29-May-2026

Solactive ISS ESG Global Markets Net Zero Pathway Custom GBP Index TR

Company	Ticker	Country	Currency	Index Weight (%)
SHENZHEN SALUBRIS PHARM-A	002294 C2 Equity	CN	CNH	0.00%
C&D INTERNATIONAL INVESTMENT GROUP LTD	1908 HK Equity	KY	HKD	0.00%
NEW CHINA LIFE INSURANCE CO LTD	601336 C1 Equity	CN	CNH	0.00%
MAZDA MOTOR CORP ORD	7261 JT Equity	JP	JPY	0.00%
BBMG CORP	601992 C1 Equity	CN	CNH	0.00%
SANY HEAVY INDUSTRY CO LTD	600031 C1 Equity	CN	CNH	0.00%
HUALAN BIOLOGICAL ENGINEER-A	002007 C2 Equity	CN	CNH	0.00%
IS GAYRIMENKUL YATIRIM ORTAKLIGI AS	ISGYO TI Equity	TR	TRY	0.00%
SHANGHAI RURAL COMMERCIAL BANK CO LTD	601825 C1 Equity	CN	CNH	0.00%
HUALI INDUSTRIAL GROUP CO LTD	300979 C2 Equity	CN	CNH	0.00%
CHINA EVERBRIGHT BANK H	6818 HK Equity	CN	HKD	0.00%
JD LOGISTICS INC	2618 HK Equity	KY	HKD	0.00%
HASEKO CORP ORD	1808 JT Equity	JP	JPY	0.00%
POLY PROPERTY SERVICES CO LTD	6049 HK Equity	CN	HKD	0.00%
CHINA THREE GORGES NEW ENERGY GROUP CO LTD	600905 C1 Equity	CN	CNH	0.00%
AP MOLLER MAERSK AS CLASS B	MAERSKB DC Equity	DK	DKK	0.00%
GREAT WALL MOTOR CO LTD-A	601633 C1 Equity	CN	CNH	0.00%
LG ELECTRONICS INC ORD PFD	066575 KP Equity	KR	KRW	0.00%
CAITONG SECURITIES CO LTD-A	601108 C1 Equity	CN	CNH	0.00%
PING AN BANK CO LTD	000001 C2 Equity	CN	CNH	0.00%
COSCO SHIPPING DEVELOPEME-A	601866 C1 Equity	CN	CNH	0.00%
CHINA MERCHANTS SECURITIES CO	600999 C1 Equity	CN	CNH	0.00%
LATOUR INVESTMENT AB ORD B	LATOB SS Equity	SE	SEK	0.00%
CHINA RESOURCES MICROELECT-A	688396 C1 Equity	CN	CNH	0.00%
CHENG SHIN RUBBER IND CO LTD	2105 TT Equity	TW	TWD	0.00%
SKF AB CLASS B	SKFB SS Equity	SE	SEK	0.00%
SUNNY OPTICAL TECH	2382 HK Equity	KY	HKD	0.00%
SUNWAY HEALTHCARE HOLDINGS	SUNMED MK Equity	MY	MYR	0.00%
IMEIK TECHNOLOGY DEVELOPMENT CO LTD-A	300896 C2 Equity	CN	CNH	0.00%
CHINA STATE CONSTRUCTION ENGIN	601668 C1 Equity	CN	CNH	0.00%
WEIBO CORP	WB UW Equity	KY	USD	0.00%
GF SECURITIES CO LTD	1776 HK Equity	CN	HKD	0.00%
SPRING AIRLINES CO LTD	601021 C1 Equity	CN	CNH	0.00%
SHANGHAI MICROPORT MEDBOT GR	2252 HK Equity	CN	HKD	0.00%
MINEBEA MITSUMI INC	6479 JT Equity	JP	JPY	0.00%
CHONGQING RURAL COMMERCIAL-H	3618 HK Equity	CN	HKD	0.00%
CHINA NONFERROUS MINING CORP LTD	1258 HK Equity	HK	HKD	0.00%
WANHUA CHEMICAL GROUP CO -A	600309 C1 Equity	CN	CNH	0.00%
BANCA MEDIOLANUM SPA	BMED IM Equity	IT	EUR	0.00%
XYLEM INC	XYL UN Equity	US	USD	0.00%
UNI-PRESIDENT CHINA HOLDINGS LTD	220 HK Equity	KY	HKD	0.00%
BANK OF BEIJING CO LTD	601169 C1 Equity	CN	CNH	0.00%
COSCO SHIPPING HOLDINGS CO LTD	601919 C1 Equity	CN	CNH	0.00%
ZOOMLION HEAVY INDUSTRY SCIENCE AND TECHNOLOGY CO LTD	000157 C2 Equity	CN	CNH	0.00%

FACTSHEET - AS OF 29-May-2026

Solactive ISS ESG Global Markets Net Zero Pathway Custom GBP Index TR

Company	Ticker	Country	Currency	Index Weight (%)
ORIX CORP ORD	8591 JT Equity	JP	JPY	0.00%
CSN MINERACAO SA	CMIN3 BS Equity	BR	BRL	0.00%
AIER EYE HOSPITAL GROUP CO-A	300015 C2 Equity	CN	CNH	0.00%
ZTE CORP	763 HK Equity	CN	HKD	0.00%
TONGHUA DONGBAO PHARMACEUTICAL CO LTD	600867 C1 Equity	CN	CNH	0.00%
VOYAH AUTOMOTIVE TECHNOLOGY LTD	7489 HK Equity	CN	HKD	0.00%
FOUNDER SECURITIES CO LTD	601901 C1 Equity	CN	CNH	0.00%
SINOTRUK (HONG KONG) LTD	3808 HK Equity	HK	HKD	0.00%
NORSK HYDRO ASA	NHY NO Equity	NO	NOK	0.00%
NETEASE CLOUD MUSIC INC	9899 HK Equity	KY	HKD	0.00%
SHANGHAI FUDAN MICROELECTRONIC	1385 HK Equity	CN	HKD	0.00%
KUMBA IRON ORE LTD	KIO SJ Equity	ZA	ZAr	0.00%
GUOTAI HAITONG SECURITIES CO LTD H SHARES	2611 HK Equity	CN	HKD	0.00%
CHINA OVERSEAS PROPERTY HOLDINGS LTD	2669 HK Equity	KY	HKD	0.00%
SUMITOMO RUBBER INDUSTRIES LTD ORD	5110 JT Equity	JP	JPY	0.00%
PICC HOLDING CO-A	601319 C1 Equity	CN	CNH	0.00%
TENCENT MUSIC ENTERTAINMENT GROUP	TME UN Equity	KY	USD	0.00%
YADEA GROUP HOLDINGS LTD	1585 HK Equity	KY	HKD	0.00%
HISENSE VISUAL TECHNOLOGY CO LTD	600060 C1 Equity	CN	CNH	0.00%
GUOYUAN SECURITIES CO LTD-A	000728 C2 Equity	CN	CNH	0.00%
TCL ZHONGHUAN RENEWABLE ENERGY TECHNOLOGY CO LTD	002129 C2 Equity	CN	CNH	0.00%
SG MICRO CORP-A	300661 C2 Equity	CN	CNH	0.00%
RESONAC HOLDINGS CORP	4004 JT Equity	JP	JPY	0.00%
PING AN HEALTHCARE AND TECHNOL	1833 HK Equity	KY	HKD	0.00%
ZHEJIANG JUHUA CO-A	600160 C1 Equity	CN	CNH	0.00%
RAMSAY HEALTH CARE LTD ORD	RHC AT Equity	AU	AUD	0.00%
KANSAI PAINT CO LTD	4613 JT Equity	JP	JPY	0.00%
TOPCHOICE MEDICAL CORP	600763 C1 Equity	CN	CNH	0.00%
CHONGQING RURAL COMMERCIAL-A	601077 C1 Equity	CN	CNH	0.00%
VOLTRONIC POWER TECHNOLOGY CORP	6409 TT Equity	TW	TWD	0.00%
KINDEN CORP (KINKI ELEC CONS) ORD	1944 JT Equity	JP	JPY	0.00%
HAINAN AIRLINES HOLDING CO-A	600221 C1 Equity	CN	CNH	0.00%
APT MEDICAL INC	688617 C1 Equity	CN	CNH	0.00%
LENS TECHNOLOGY CO LTD-A	300433 C2 Equity	CN	CNH	0.00%
TRAVELSKY TECHNOLOGY LTD-H	696 HK Equity	CN	HKD	0.00%
BETTA PHARMACEUTICALS CO L-A	300558 C2 Equity	CN	CNH	0.00%
BRIDGESTONE CORP ORD	5108 JT Equity	JP	JPY	0.00%
ZHEJIANG CHINT ELECTRICS CO LTD	601877 C1 Equity	CN	CNH	0.00%
GLODON CO LTD-A	002410 C2 Equity	CN	CNH	0.00%
JIANGSU HOPERUN SOFTWARE C-A	300339 C2 Equity	CN	CNH	0.00%
XINYI SOLAR HOLDINGS LTD	968 HK Equity	KY	HKD	0.00%
AISINO CORP	600271 C1 Equity	CN	CNH	0.00%
YOKOHAMA RUBBER CO LTD ORD	5101 JT Equity	JP	JPY	0.00%
CHINA LIFE INSURANCE CO LTD	601628 C1 Equity	CN	CNH	0.00%

Company	Ticker	Country	Currency	Index Weight (%)
HANNOVER RUCK SE	HNRI GY Equity	DE	EUR	0.00%
SUZHOU DONGSHAN PRECISION-A	002384 C2 Equity	CN	CNH	0.00%
360 SECURITY TECHNOLOGY INC	601360 C1 Equity	CN	CNH	0.00%
JAPAN POST INSURANCE CO LTD	7181 JT Equity	JP	JPY	0.00%
YIFENG PHARMACY CHAIN CO L-A	603939 C1 Equity	CN	CNH	0.00%
CSPC INNOVATION PHARMACEUT-A	300765 C2 Equity	CN	CNH	0.00%
CHINA MERCHANTS SECURITIES CO	6099 HK Equity	CN	HKD	0.00%
ZHEJIANG WEIMING ENVIRONME-A	603568 C1 Equity	CN	CNH	0.00%
NISSHIN SEIFUN GROUP INC	2002 JT Equity	JP	JPY	0.00%
UNIGROUP GUOXIN MICROELECT-A	002049 C2 Equity	CN	CNH	0.00%
KINGDEE INTERNATIONAL SFTWR	268 HK Equity	KY	HKD	0.00%
CHINA EVERBRIGHT ENVIRONMENT GROUP LTD	257 HK Equity	HK	HKD	0.00%
CHINA NORTHERN RARE EARTH GROUP HIGH TECH CO LTD CLASS A	600111 C1 Equity	CN	CNH	0.00%
FUJI MEDIA HLDGS (FUJI TELE) ORD	4676 JT Equity	JP	JPY	0.00%
INVENTEC CORP ORD	2356 TT Equity	TW	TWD	0.00%
CELCOMDIGI BHD	CDB MK Equity	MY	MYR	0.00%
ZHESHANG SECURITIES CO LTD-A	601878 C1 Equity	CN	CNH	0.00%
ANADOLU HAYAT EMEKLILIK	ANHYT TI Equity	TR	TRY	0.00%
NINGBO ZHOUSHAN PORT CO LTD	601018 C1 Equity	CN	CNH	0.00%
MITSUBISHI GAS CHEMICAL CO	4182 JT Equity	JP	JPY	0.00%
CHINA NATIONAL BUILDING MA-H	3323 HK Equity	CN	HKD	0.00%
DB HITEK CO LTD	000990 KP Equity	KR	KRW	0.00%
SICHUAN CHUANTOU ENERGY CO LTD	600674 C1 Equity	CN	CNH	0.00%
MEBUKI FINANCIAL GROUP INC	7167 JT Equity	JP	JPY	0.00%
GIGADEVICE SEMICONDUCTOR B-A	603986 C1 Equity	CN	CNH	0.00%
HANGZHOU TIGERMED CONSULTI-A	300347 C2 Equity	CN	CNH	0.00%
BANK OF CHENGDU CO LTD-A	601838 C1 Equity	CN	CNH	0.00%
SUZUKI MOTOR CORP ORD	7269 JT Equity	JP	JPY	0.00%
GROUPE BRUXELLES LAMBERT SA	GBLB BB Equity	BE	EUR	0.00%
POLY REAL ESTATE GROUP CO LTD	600048 C1 Equity	CN	CNH	0.00%
TIANFENG SECURITIES CO LTD	601162 C1 Equity	CN	CNH	0.00%
RANGE INTELLIGENT COMPUTING TECHNOLOGY	300442 C2 Equity	CN	CNH	0.00%
KT CORP	030200 KP Equity	KR	KRW	0.00%
TIANQI LITHIUM CORP-H	9696 HK Equity	CN	HKD	0.00%
CITIC SECURITIES CO LTD	600030 C1 Equity	CN	CNH	0.00%
TURKIYE HALK BANKASI AS	HALKB TI Equity	TR	TRY	0.00%
SENSETIME GROUP INC-CLASS B	20 HK Equity	KY	HKD	0.00%
HUANENG LANCANG RIVER HYDR-A	600025 C1 Equity	CN	CNH	0.00%
ZHEJIANG JINGSHENG MECHANI-A	300316 C2 Equity	CN	CNH	0.00%
BLOOMAGE BIOTECHNOLOGY COR-A	688363 C1 Equity	CN	CNH	0.00%
BEIJING TONGRENTANG CO LTD	600085 C1 Equity	CN	CNH	0.00%
BPER BANCA	BPE IM Equity	IT	EUR	0.00%
SYENSQO SA	SYENS BB Equity	BE	EUR	0.00%

Company	Ticker	Country	Currency	Index Weight (%)
CONTINENTAL AG	CON GY Equity	DE	EUR	0.00%
JOLLIBEE FOODS CORPORATION	JFC PM Equity	PH	PHP	0.00%
DIE RAIFFEISEN BANK INTERNATIONAL AG	RBI AV Equity	AT	EUR	0.00%
XINYI GLASS HOLDINGS CO LTD	868 HK Equity	KY	HKD	0.00%
VERISILICON MICROELECTRONI-A	688521 C1 Equity	CN	CNH	0.00%
COMPAL ELECTRONICS INC ORD	2324 TT Equity	TW	TWD	0.00%
CHANDRA ASRI PETROCHEMICAL	TPIA IJ Equity	ID	IDR	0.00%
KURITA WATER INDUSTRIES LTD	6370 JT Equity	JP	JPY	0.00%
CHANGJIANG SECURITIES CO LTD	000783 C2 Equity	CN	CNH	0.00%
COUNTRY GARDEN SERVICES HOLDINGS COMPANY LTD	6098 HK Equity	KY	HKD	0.00%
PORTO SEGURO SA	PSSA3 BS Equity	BR	BRL	0.00%
YUTONG BUS CO LTD	600066 C1 Equity	CN	CNH	0.00%
SKSHU PAINT CO LTD-A	603737 C1 Equity	CN	CNH	0.00%
HENGAN INTL GROUP CO LTD	1044 HK Equity	KY	HKD	0.00%
PLDT INC	TEL PM Equity	PH	PHP	0.00%
ASYMCHAM LABORATORIES TIANJIN CO LTD	6821 HK Equity	CN	HKD	0.00%
POSTAL SAVINGS BANK OF CHINA CO LTD	601658 C1 Equity	CN	CNH	0.00%
GANFENG LITHIUM CO LTD-A	002460 C2 Equity	CN	CNH	0.00%
SUMITOMO FORESTRY CO LTD	1911 JT Equity	JP	JPY	0.00%
NANJING SECURITIES CO LTD-A	601990 C1 Equity	CN	CNH	0.00%
BEIJING KINGSOFT OFFICE SOFTWARE INC	688111 C1 Equity	CN	CNH	0.00%
ZHEJIANG NHU CO LTD-A	002001 C2 Equity	CN	CNH	0.00%
CHONGQING ZHIFEI BIOLOGICA-A	300122 C2 Equity	CN	CNH	0.00%
JIANGSU KINGS LUCK BREWER-A	603369 C1 Equity	CN	CNH	0.00%
NAN YA PCB CORP ORD	8046 TT Equity	TW	TWD	0.00%
HYGON INFORMATION TECHNOLOGY CO LTD	688041 C1 Equity	CN	CNH	0.00%
CNPC CAPITAL CO LTD-A	000617 C2 Equity	CN	CNH	0.00%
CRRC CORP LTD	1766 HK Equity	CN	HKD	0.00%
RONGSHENG PETRO CHEMICAL-A	002493 C2 Equity	CN	CNH	0.00%
COSCO SHIPPING HOLDINGS CO LTD	1919 HK Equity	CN	HKD	0.00%
SHANGHAI LINGANG HOLDINGS CORP LTD	600848 C1 Equity	CN	CNH	0.00%
HUMANA INC	HUM UN Equity	US	USD	0.00%
PHOENIX HOLDINGS LTD/THE	PHOE IT Equity	IL	ILs	0.00%
TIANNENG BATTERY GROUP CO -A	688819 C1 Equity	CN	CNH	0.00%
OYAK CIMENTO FABRIKALARI AS	OYAK TI Equity	TR	TRY	0.00%
RUENTEX DEVELOPMENT CO LTD ORD	9945 TT Equity	TW	TWD	0.00%
FLAT GLASS GROUP CO LTD	601865 C1 Equity	CN	CNH	0.00%
AVARY HOLDING SHENZHEN CO LTD	002938 C2 Equity	CN	CNH	0.00%
NINESTAR CORP-A	002180 C2 Equity	CN	CNH	0.00%
ZAI LAB LTD	9688 HK Equity	KY	HKD	0.00%
HUATAI SECURITIES CO LTD	6886 HK Equity	CN	HKD	0.00%
SINOPHARM GROUP CO LTD	1099 HK Equity	CN	HKD	0.00%
GUANGZHOU SHIYUAN ELECTRON-A	002841 C2 Equity	CN	CNH	0.00%
CHINA GALAXY SECURITIES CO-A	601881 C1 Equity	CN	CNH	0.00%

Company	Ticker	Country	Currency	Index Weight (%)
KUBOTA CORP	6326 JT Equity	JP	JPY	0.00%
CHINA MERCHANTS SHEKOU INDUSTR	001979 C2 Equity	CN	CNH	0.00%
BOE TECHNOLOGY GROUP CO LTD	000725 C2 Equity	CN	CNH	0.00%
S F HOLDING CO LTD-A	002352 C2 Equity	CN	CNH	0.00%
BANK OF CHINA LTD	601988 C1 Equity	CN	CNH	0.00%
FUKUOKA FINANCIAL GROUP INC ORD	8354 JT Equity	JP	JPY	0.00%
AISIN CORP	7259 JT Equity	JP	JPY	0.00%
CHINA UNITED NETWORK COMMUNICA	600050 C1 Equity	CN	CNH	0.00%
WH GROUP LTD	288 HK Equity	KY	HKD	0.00%
MEINIAN ONEHEALTH HEALTHCA-A	002044 C2 Equity	CN	CNH	0.00%
SHANGHAI JUNSHI BIOSCIENCE	688180 C1 Equity	CN	CNH	0.00%
STRABAG SE	STR AV Equity	AT	EUR	0.00%
WUXI LEAD INTELLIGENT EQUI-A	300450 C2 Equity	CN	CNH	0.00%
REECE LTD	REH AT Equity	AU	AUD	0.00%
COSCO SHIPPING DEVELOPMENT CO LTD	2866 HK Equity	CN	HKD	0.00%
KEPPEL REIT	KREIT SP Equity	SG	SGD	0.00%
CHANGCHUN HIGH & NEW TECH-A	000661 C2 Equity	CN	CNH	0.00%
CHINA ZHESHANG BANK CO LTD-A	601916 C1 Equity	CN	CNH	0.00%
CGN POWER CO LTD	003816 C2 Equity	CN	CNH	0.00%
DOOSAN BOBCAT INC	241560 KP Equity	KR	KRW	0.00%
BANK OF SHANGHAI CO LTD-A	601229 C1 Equity	CN	CNH	0.00%
TYSON FOODS INC	TSN UN Equity	US	USD	0.00%
SHENZHEN KANGTAI BIOLOGICA-A	300601 C2 Equity	CN	CNH	0.00%
MONTAGE TECHNOLOGY CO LTD-A	688008 C1 Equity	CN	CNH	0.00%
WILL SEMICONDUCTOR LTD	603501 C1 Equity	CN	CNH	0.00%
VOLVO AB CLASS B	VOLVB SS Equity	SE	SEK	0.00%
HYUNDAI ELECTRIC & ENERGY SY	267260 KP Equity	KR	KRW	0.00%
JIANGSU YUYUE MEDICAL EQU-A	002223 C2 Equity	CN	CNH	0.00%
OVCTEK CHINA INC-A	300595 C2 Equity	CN	CNH	0.00%
MEITU INC	1357 HK Equity	KY	HKD	0.00%
XINJIANG GOLDWIND SCIENCE & TECHNOLOGY CO LTD	2208 HK Equity	CN	HKD	0.00%
SINO-AMERICAN SILICON PRODUC	5483 TT Equity	TW	TWD	0.00%
LENS ORD H	6613 HK Equity	CN	HKD	0.00%
CSC FINANCIAL CO LTD-H	6066 HK Equity	CN	HKD	0.00%
ICL GROUP LTD	ICL IT Equity	IL	ILs	0.00%
LEGAL & GENERAL GROUP PLC ORD	LGEN LN Equity	GB	GBp	0.00%
BRILLIANCE CHINA AUTOMOTIVE	1114 HK Equity	BM	HKD	0.00%
LEPU MEDICAL TECHNOLOGY-A	300003 C2 Equity	CN	CNH	0.00%
SAPUTO INC	SAP CT Equity	CA	CAD	0.00%
BANK NEGARA INDONESIA (PERSERO) TBK PT	BBNI IJ Equity	ID	IDR	0.00%
CHINA GALAXY SECURITIES CO-H	6881 HK Equity	CN	HKD	0.00%
BANK OF JIANGSU CO LTD-A	600919 C1 Equity	CN	CNH	0.00%
INDORAMA VENTURES PCL	IVL TB Equity	TH	THB	0.00%
SICHUAN ROAD&BRIDGE CO LT-A	600039 C1 Equity	CN	CNH	0.00%

FACTSHEET - AS OF 29-May-2026

Solactive ISS ESG Global Markets Net Zero Pathway Custom GBP Index TR

Company	Ticker	Country	Currency	Index Weight (%)
WALSIN LIHWA CORP ORD	1605 TT Equity	TW	TWD	0.00%
NIPPON TELEVISION NETWORK CORP ORD	9404 JT Equity	JP	JPY	0.00%
TURK TELEKOMUNIKASYON AS	TTKOM TI Equity	TR	TRY	0.00%
SICHUAN SWELLFUN CO LTD-A	600779 C1 Equity	CN	CNH	0.00%
EVE ENERGY CO LTD-A	300014 C2 Equity	CN	CNH	0.00%
SANGFOR TECHNOLOGIES INC-A	300454 C2 Equity	CN	CNH	0.00%
CHENGDU KANGHONG PHARMACEU-A	002773 C2 Equity	CN	CNH	0.00%
EVERDISPLAY OPTRONICS SHANGHAI CO LTD	688538 C1 Equity	CN	CNH	0.00%
GDS HOLDINGS LTD	9698 HK Equity	KY	HKD	0.00%
CHIBA BANK LTD ORD	8331 JT Equity	JP	JPY	0.00%
SHARP CORP	6753 JT Equity	JP	JPY	0.00%
CHINA CINDA ASSET MANAGEMENT CO LTD	1359 HK Equity	CN	HKD	0.00%
KYOTO FINANCIAL GROUP INC	5844 JT Equity	JP	JPY	0.00%
NIBE INDUSTRIER AB	NIBEB SS Equity	SE	SEK	0.00%
HANWHA SOLUTIONS CORP	009830 KP Equity	KR	KRW	0.00%
WALVAX BIOTECHNOLOGY CO-A	300142 C2 Equity	CN	CNH	0.00%
TIANQI LITHIUM CORP-A	002466 C2 Equity	CN	CNH	0.00%
EREGLI DEMIR VE CELIK FABRIK	EREGL TI Equity	TR	TRY	0.00%
ORIENT SECURITIES CO LTD/CHINA	600958 C1 Equity	CN	CNH	0.00%
CJ CORP	00104K KP Equity	KR	KRW	0.00%
BANCO COMERCIAL PORTUGUES SA	BCP PL Equity	PT	EUR	0.00%
CHINA HUARONG ASSET MANAGEMENT CO LTD.	2799 HK Equity	CN	HKD	0.00%
TECK RESOURCES LIMITED CLASS B	TECK/B CT Equity	CA	CAD	0.00%
SHENNAN CIRCUITS CO LTD-A	002916 C2 Equity	CN	CNH	0.00%
SAMSUNG FIRE & MARINE INS ORD PFD	000815 KP Equity	KR	KRW	0.00%
CHICONY ELECTRONIC CO LTD ORD	2385 TT Equity	TW	TWD	0.00%
SUNWODA ELECTRONIC CO LTD-A	300207 C2 Equity	CN	CNH	0.00%
CREDIT AGRICOLE SA	ACA FP Equity	FR	EUR	0.00%
RINNAI CORP ORD	5947 JT Equity	JP	JPY	0.00%
CHINA RAILWAY SIGNAL & COM-A	688009 C1 Equity	CN	CNH	0.00%
KANGMEI PHARMACEUTICAL CO LTD	600518 C1 Equity	CN	CNH	0.00%
SUBARU CORP	7270 JT Equity	JP	JPY	0.00%
TRINA SOLAR CO LTD-A	688599 C1 Equity	CN	CNH	0.00%
REMEGEN CO LTD-A	688331 C1 Equity	CN	CNH	0.00%
HAISCO PHARMACEUTICAL GROU-A	002653 C2 Equity	CN	CNH	0.00%
CHINA RESOURCES BEVERAGE HOLDINGS CO LTD	2460 HK Equity	KY	HKD	0.00%
BANK OF NINGBO CO LTD	002142 C2 Equity	CN	CNH	0.00%
FUJIKURA LTD	5803 JT Equity	JP	JPY	0.00%
BANK OF COMMUNICATIONS CO-A	601328 C1 Equity	CN	CNH	0.00%
SHANGHAI FOSUN PHARMACEUTICAL GROUP CO LTD	2196 HK Equity	CN	HKD	0.00%
CHINA RUYI HOLDINGS LTD	136 HK Equity	BM	HKD	0.00%
CHINA BAOAN GROUP-A	000009 C2 Equity	CN	CNH	0.00%
CNGR ORD H	2579 HK Equity	CN	HKD	0.00%
CNGR ADVANCED MATERIAL CO LTD	300919 C2 Equity	CN	CNH	0.00%

Company	Ticker	Country	Currency	Index Weight (%)
HUBEI JUMPCAN PHARMACEUT-A	600566 C1 Equity	CN	CNH	0.00%
SVENSKA HANDELSBANKEN AB ORD B	SHBB SS Equity	SE	SEK	0.00%
BEIJING TIANTAN BIOLOGICAL-A	600161 C1 Equity	CN	CNH	0.00%
YAMAHA MOTOR CO LTD ORD	7272 JT Equity	JP	JPY	0.00%
LOTTE CHEMICAL CORP	011170 KP Equity	KR	KRW	0.00%
XINJIANG DAQO NEW ENERGY CO LTD-A	688303 C1 Equity	CN	CNH	0.00%
JOINTOWN PHARMACEUTICAL-A	600998 C1 Equity	CN	CNH	0.00%
EAST MONEY INFORMATION CO-A	300059 C2 Equity	CN	CNH	0.00%
POSCO ICT CO LTD	022100 KP Equity	KR	KRW	0.00%
CHINA ZHENHUA GROUP SCIENC-A	000733 C2 Equity	CN	CNH	0.00%
HUATAI SECURITIES CO LTD	601688 C1 Equity	CN	CNH	0.00%
SEAZEN HOLDINGS CO LTD	601155 C1 Equity	CN	CNH	0.00%
JASON FURNITURE HANGZHOU C-A	603816 C1 Equity	CN	CNH	0.00%
SAILUN GROUP CO LTD-A	601058 C1 Equity	CN	CNH	0.00%
SANY RENEWABLE ENERGY CO LTD	688349 C1 Equity	CN	CNH	0.00%
SHENZHEN MINDARY BIO-MEDICAL ELECTRONICS CO LTD	300760 C2 Equity	CN	CNH	0.00%
SHANGHAI BAOSIGHT SOFTWARE CO	900926 CG Equity	CN	USD	0.00%
SICHUAN KELUN PHARMACEUTIC-A	002422 C2 Equity	CN	CNH	0.00%
YIHAI KERRY ARAWANA HOLDINGS CO LTD	300999 C2 Equity	CN	CNH	0.00%
ZHUZHOU CRRRC TIMES ELECTRIC CO LTD	3898 HK Equity	CN	HKD	0.00%
NATIONAL SILICON INDUSTRY -A	688126 C1 Equity	CN	CNH	0.00%
ISUZU MOTORS LTD	7202 JT Equity	JP	JPY	0.00%
SHENWAN HONGYUAN GROUP CO -H	6806 HK Equity	CN	HKD	0.00%
YAMADA HOLDINGS CO LTD	9831 JT Equity	JP	JPY	0.00%
HAPAG-LLOYD AG	HLAG GY Equity	DE	EUR	0.00%
HUADONG MEDICINE CO LTD-A	000963 C2 Equity	CN	CNH	0.00%
SHANGHAI UNITED IMAGING HEALTHCARE CO LTD	688271 C1 Equity	CN	CNH	0.00%
TOTVS SA	TOTS3 BS Equity	BR	BRL	0.00%
PHARMARON BEIJING CO LTD-A	300759 C2 Equity	CN	CNH	0.00%
EVERBRIGHT SECURITIES CO LTD	601788 C1 Equity	CN	CNH	0.00%
HONDA MOTOR	7267 JT Equity	JP	JPY	0.00%
FOCUS MEDIA INFORMATION TECHNOLOGY CO LTD	002027 C2 Equity	CN	CNH	0.00%
XCMG CONSTRUCTION MACHINERY CO LTD	000425 C2 Equity	CN	CNH	0.00%
HAIER SMART HOME CO LTD	600690 C1 Equity	CN	CNH	0.00%
SHANGHAI RAAS BLOOD PRODUC-A	002252 C2 Equity	CN	CNH	0.00%
HANGZHOU TIGERMED CONSULTI-H	3347 HK Equity	CN	HKD	0.00%
LONGI GREEN ENERGY TECHNOL-A	601012 C1 Equity	CN	CNH	0.00%
UNILEVER INDONESIA TBK PT	UNVR IJ Equity	ID	IDR	0.00%
SHANGHAI PUDONG DEVEL BANK-A	600000 C1 Equity	CN	CNH	0.00%
POWSZECHNY ZAKLAD UBEZPIECZE	PZU PW Equity	PL	PLN	0.00%
SATELLITE CHEMICAL CO LTD	002648 C2 Equity	CN	CNH	0.00%
KONYA CIMENTO SANAYII AS	KONYA TI Equity	TR	TRY	0.00%
KASIKORNBANK PCL	KBANK TB Equity	TH	THB	0.00%
EMPYREAN ORD A	301269 C2 Equity	CN	CNH	0.00%

FACTSHEET - AS OF 29-May-2026  
Solactive ISS ESG Global Markets Net Zero Pathway Custom GBP Index TR

Company	Ticker	Country	Currency	Index Weight (%)
M&G PLC	MNG LN Equity	GB	GBp	0.00%
MITSUBISHI MOTORS CORP ORD	7211 JT Equity	JP	JPY	0.00%
CHINA NATIONAL NUCLEAR POWER C	601985 C1 Equity	CN	CNH	0.00%
CHINA COMMUNICATIONS SERVICES CORP LTD	552 HK Equity	CN	HKD	0.00%
BLUESCOPE STEEL LTD	BSL AT Equity	AU	AUD	0.00%
FAR EASTONE TELECOM.	4904 TT Equity	TW	TWD	0.00%
FLAT GLASS GROUP CO LTD	6865 HK Equity	CN	HKD	0.00%
TOYOTA TSUSHO CORP ORD	8015 JT Equity	JP	JPY	0.00%
ZHEJIANG SANHUA INTELLIGEN-A	002050 C2 Equity	CN	CNH	0.00%
ONEWO INC-H	2602 HK Equity	CN	HKD	0.00%
HITHINK ROYALFLUSH INFORMA-A	300033 C2 Equity	CN	CNH	0.00%
OTSUKA CORP ORD	4768 JT Equity	JP	JPY	0.00%
WANT WANT CHINA HOLDINGS LTD	151 HK Equity	KY	HKD	0.00%
HANKOOK TIRE & TECHNOLOGY CO LTD.	161390 KP Equity	KR	KRW	0.00%
CSI SOLAR ORD A	688472 C1 Equity	CN	CNH	0.00%
FUYAO GLASS INDUSTRY GROUP-A	600660 C1 Equity	CN	CNH	0.00%
YUEXIU PROPERTY CO LTD ORD	123 HK Equity	HK	HKD	0.00%
CHINA INTERNATIONAL CAPITAL CORP LTD	601995 C1 Equity	CN	CNH	0.00%
TURK TRAKTOR VE ZIRAAT MAKIN	TTRAK TI Equity	TR	TRY	0.00%
STANDARD LIFE PLC	SDLF LN Equity	GB	GBp	0.00%
HYUNDAI STEEL CO	004020 KP Equity	KR	KRW	0.00%
SF HOLDING ORD H	6936 HK Equity	CN	HKD	0.00%
CHINA EVERBRIGHT BANK CO LTD	601818 C1 Equity	CN	CNH	0.00%
CHINA VANKE CO LTD	000002 C2 Equity	CN	CNH	0.00%
ZHEJIANG EXPRESSWAY CO-H	576 HK Equity	CN	HKD	0.00%
TSINGTAO BREWERY CO LTD-A	600600 C1 Equity	CN	CNH	0.00%
SHANGHAI FOSUN PHARMACEUTICAL GROUP CO LTD	600196 C1 Equity	CN	CNH	0.00%
GUOTAI JUNAN SECURITIES CO LTD	601211 C1 Equity	CN	CNH	0.00%
YARA INTERNATIONAL ASA	YAR NO Equity	NO	NOK	0.00%
LG UPLUS ( LG TELECOM) CORP ORD	032640 KP Equity	KR	KRW	0.00%
NOMURA HOLDINGS INC ORD	8604 JT Equity	JP	JPY	0.00%

## DISCLAIMER

© Solactive AG, 2026. All rights reserved.


The information contained in this factsheet is impersonal, not tailored to the needs of any person, entity or group of persons and for informational purposes only. The information contained herein has been obtained from public sources believed to be reliable, but no representation or warranty, express or implied, is made that such information is accurate or complete and it should not be relied upon as such. The content is provided on an "as is" basis. Solactive AG accepts no responsibility or liability for any errors or for any loss from use of this factsheet or any of the information or data contained herein. In no event shall Solactive AG be liable to any party for any direct, indirect, incidental, exemplary, compensatory, punitive, special or consequential damages, costs, expenses, legal fees, or losses (including, without limitation, lost income or lost profits and opportunity costs) in connection with any use of the factsheets and its content even if advised of the possibility of such damages.

It is not possible to invest directly in an index. Exposure to assets represented by an index is available through investable financial instruments that seek to provide an investment return based on the performance of an index. A decision to invest in any such financial instrument should not be made in reliance on any of the statements set forth in this document. Prospective investors are advised to make an investment in any such financial instrument only after carefully considering the risks associated with investing in such financial instruments, as detailed in an offering memorandum or similar document that is prepared by or on behalf of the issuer of the financial instrument or vehicle.

The financial instruments are not sponsored, promoted, sold or supported in any other manner by Solactive AG nor does Solactive AG offer any express or implicit guarantee or assurance either with regard to the results of using the Index and/or Index trade mark or the Index level at any time or in any other respect. Solactive AG makes no assurance that financial instruments based on the index will accurately track index performance or provide positive investment returns. Solactive AG is not an investment adviser and nothing in this factsheet constitutes a recommendation by Solactive AG to invest capital in financial instruments nor does it in any way represent an assurance or opinion of Solactive AG with regard to any investment in a financial instrument. Inclusion of a security within an index is not a recommendation by Solactive AG to buy, sell, or hold such security, nor is it considered to be investment advice.

Past performance should not be considered as indication or guarantee of any future results. Charts and graphs are provided for illustrative purposes.

This info service is offered exclusively by Solactive AG, Platz der Einheit 1, D-60327 Frankfurt am Main|E-Mail: [indexing@solactive.com](mailto:indexing@solactive.com)

"Solactive", "Solactive GBS", "German Index Engineering" and the logo  are registered trademarks of Solactive AG.

The information in this document does not constitute tax, legal or investment advice. The factsheet is proprietary to Solactive AG. Its content may not be modified, reproduced, redistributed or stored in a retrieval system in whole or in part without the prior written consent of Solactive AG.