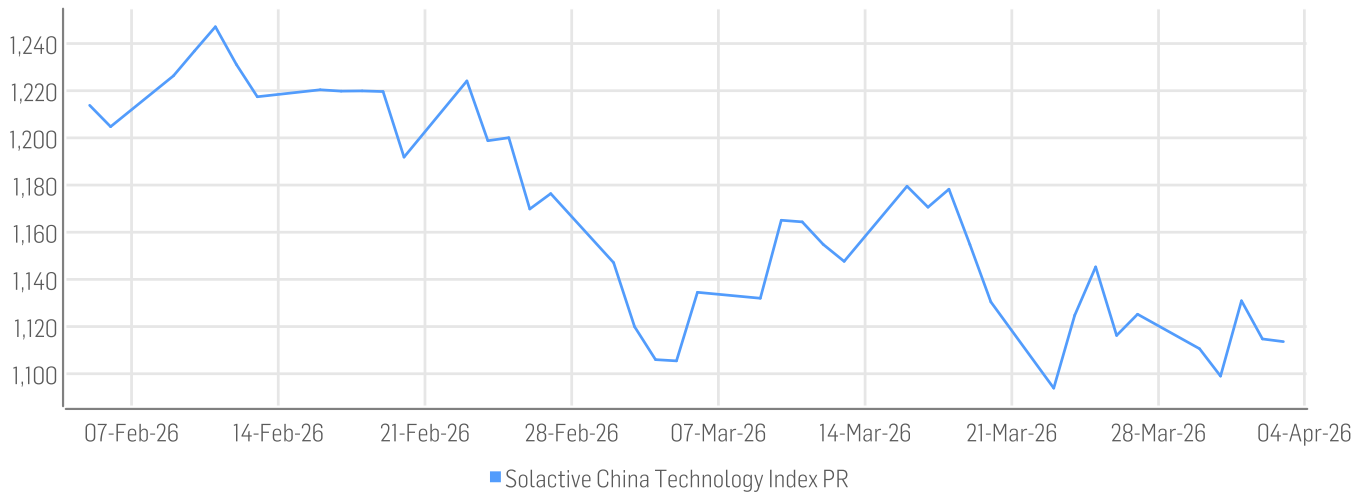


FACTSHEET - AS OF 03-Apr-2026

Solactive China Technology Index PR

HISTORICAL PERFORMANCE



CHARACTERISTICS

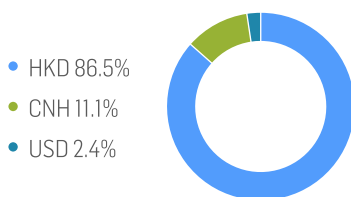
ISIN / WKN	DE000SLOB9G0	Base Value / Base Date	1000 Points / 07.05.2019
Bloomberg / Reuters	/ .SCNTECUP	Last Price	1113.61
Index Calculator	Solactive AG	Dividends	Not included
Index Type	Price Return	Calculation	1:00 am to 10:50 pm (CET), every 15 seconds
Index Currency	USD	History	Available daily back to 07.05.2019
Index Members	100		

STATISTICS

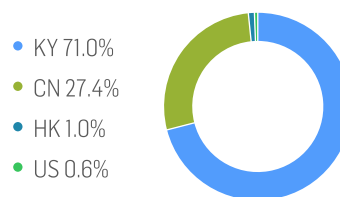
USD	30D	90D	180D	360D	YTD	Since Inception
Performance	0.69%				-8.25%	-8.25%
Performance (p.a.)						-42.43%
Volatility (p.a.)	29.69%				27.39%	27.39%
High	1179.49				1247.11	1247.11
Low	1093.89				1093.89	1093.89
Sharpe Ratio*	0.17				-1.68	-1.68
Max. Drawdown	-7.26%				-12.29%	-12.29%
VaR 95 \ 99						-40.5% \ -52.2%
CVaR 95 \ 99						

* Up to 31 December 2021, ex-post Sharpe ratios use as input for the risk free rate term the London Inter-Bank Offered rates in the respective currencies of the index and at a term equal to the observation period. From 3 January 2022 onwards, Sharpe ratios will be / are calculated using as reference risk free rate input the overnight replacement rate for these currencies, namely SONIA (for GBP), SOFR (for USD) and EURIBOR Overnight (for EUR).

COMPOSITION BY CURRENCIES



COMPOSITION BY COUNTRIES



TOP COMPONENTS AS OF 03-Apr-2026

Company	Ticker	Country	Currency	Index Weight (%)
ALIBABA GROUP HOLDING LTD	9988 HK Equity	KY	HKD	9.32%
XIAOMI CORP	1810 HK Equity	KY	HKD	9.29%
TENCENT HOLDINGS LTD	700 HK Equity	KY	HKD	8.99%
MEITUAN	3690 HK Equity	KY	HKD	8.01%
BYD CO LTD	1211 HK Equity	CN	HKD	7.05%
NETEASE INC	9999 HK Equity	KY	HKD	5.61%
BAIDU INC-CLASS A	9888 HK Equity	KY	HKD	4.32%
INNOVENT BIOLOGICS INC	1801 HK Equity	KY	HKD	2.59%
WUXI BIOLOGICS CAYMAN INC	2269 HK Equity	KY	HKD	2.33%
CONTEMPORARY AMPEREX TECHN-A	300750 C2 Equity	CN	CNH	2.14%
XPENG INC - CLASS A SHARES	9868 HK Equity	KY	HKD	1.74%
NIO INC	9866 HK Equity	KY	HKD	1.60%
LI AUTO INC-CLASS A	2015 HK Equity	KY	HKD	1.60%
YANGTZE OPTICAL FIBRE AND CABLE JOINT STOCK LTD CO	6869 HK Equity	CN	HKD	1.47%
AKESO INC	9926 HK Equity	KY	HKD	1.46%

FACTSHEET - AS OF 03-Apr-2026
Solactive China Technology Index PR

Company	Ticker	Country	Currency	Index Weight (%)
CONTEMPORARY AMPEREX TECHNOLOGY CO. LTD CLASS H	3750 HK Equity	CN	HKD	1.46%
HORIZONROBOT-W ORD	9660 HK Equity	KY	HKD	1.05%
HUA HONG SEMICONDUCTOR LTD	1347 HK Equity	HK	HKD	1.04%
WUXI APPTec CO LTD	2359 HK Equity	CN	HKD	1.04%
SENSETIME GROUP INC-CLASS B	20 HK Equity	KY	HKD	1.02%
BILIBILI INC	9626 HK Equity	KY	HKD	0.95%
CHINA TOWER CORP LTD	788 HK Equity	CN	HKD	0.92%
3SBIO INC	1530 HK Equity	KY	HKD	0.91%
FULL TRUCK ALLIANCE -SPN ADR	YMM UN Equity	KY	USD	0.88%
ZHONGJI INNOLIGHT CO LTD-A	300308 C2 Equity	CN	CNH	0.85%
HANSOH PHARMACEUTICAL GROUP CO	3692 HK Equity	KY	HKD	0.80%
GDS HOLDINGS LTD	9698 HK Equity	KY	HKD	0.79%
TENCENT MUSIC ENTERTAINMENT GROUP	TME UN Equity	KY	USD	0.75%
SUNNY OPTICAL TECH	2382 HK Equity	KY	HKD	0.74%
FOXCONN INDUSTRIAL INTERNE-A	601138 C1 Equity	CN	CNH	0.70%
BYD CO LTD -A	002594 C2 Equity	CN	CNH	0.68%
HYGON INFORMATION TECHNOLOGY CO LTD	688041 C1 Equity	CN	CNH	0.62%
ZHEJIANG LEAPMOTOR TECHNOLOG	9863 HK Equity	CN	HKD	0.59%
CAMBRICON TECHNOLOGIES CORPORATION	688256 C1 Equity	CN	CNH	0.54%
XTALPI HOLDINGS LTD	2228 HK Equity	KY	HKD	0.52%
SKB BIO-B ORD H	6990 HK Equity	CN	HKD	0.47%
JIANGSU HENGRUI MEDICINE CO LTD CLASS A	600276 C1 Equity	CN	CNH	0.45%
LUXSHARE PRECISION INDUSTRY CO	002475 C2 Equity	CN	CNH	0.45%
AAC TECHNOLOGIES HOLDINGS INC	2018 HK Equity	KY	HKD	0.44%
KINGDEE INTERNATIONAL SFTWR	268 HK Equity	KY	HKD	0.44%
KINGSOFT CORP LTD	3888 HK Equity	KY	HKD	0.41%
REMEGEN CO LTD-H	9995 HK Equity	CN	HKD	0.39%
EAST MONEY INFORMATION CO-A	300059 C2 Equity	CN	CNH	0.37%
KINGSOFT CLOUD HOLDINGS LTD	3896 HK Equity	KY	HKD	0.34%
SUZHOU TFC OPTICAL COMMUNI-A	300394 C2 Equity	CN	CNH	0.33%
CHINA MEDICAL SYSTEM HOLDINGS LTD	867 HK Equity	KY	HKD	0.33%
SUNGROW POWER SUPPLY CO LT-A	300274 C2 Equity	CN	CNH	0.32%
ZTE CORP	763 HK Equity	CN	HKD	0.31%
INNOSCIENCE ORD H	2577 HK Equity	CN	HKD	0.31%
XD INC	2400 HK Equity	KY	HKD	0.31%
WUXI APPTec CO LTD-A	603259 C1 Equity	CN	CNH	0.31%
ZAI LAB LTD	9688 HK Equity	KY	HKD	0.30%
PONY AI ADR	PONY UW Equity	US	USD	0.30%
VICTORY GIANT TECHNOLOGY HUIZH	300476 C2 Equity	CN	CNH	0.29%
DUALITYBIO-B ORD	9606 HK Equity	KY	HKD	0.28%
GENSCRIPT BIOTECH CORP	1548 HK Equity	KY	HKD	0.27%
KEYMED BIOSCIENCES INC	2162 HK Equity	KY	HKD	0.27%
WERIDE ADR	WRD UQ Equity	US	USD	0.27%
ASCENTAGE PHARMA GROUP INTERNATIONAL	6855 HK Equity	KY	HKD	0.26%

FACTSHEET - AS OF 03-Apr-2026
Solactive China Technology Index PR

Company	Ticker	Country	Currency	Index Weight (%)
SUZHOU DONGSHAN PRECISION-A	002384 C2 Equity	CN	CNH	0.25%
MEITU INC	1357 HK Equity	KY	HKD	0.25%
INNOCARE PHARMA LTD	9969 HK Equity	KY	HKD	0.25%
SHENZHEN MINDARY BIO-MEDICAL ELECTRONICS CO LTD	300760 C2 Equity	CN	CNH	0.24%
HAITIAN INTERNATIONAL HLDGS	1882 HK Equity	KY	HKD	0.23%
CALB CO LTD	3931 HK Equity	CN	HKD	0.22%
NETEASE CLOUD MUSIC INC	9899 HK Equity	KY	HKD	0.22%
BEIJING GEEKPLUS TECHNOLOGY CO LTD	2590 HK Equity	CN	HKD	0.21%
GIGADEVICE SEMICONDUCTOR B-A	603986 C1 Equity	CN	CNH	0.21%
HITHINK ROYALFLUSH INFORMA-A	300033 C2 Equity	CN	CNH	0.20%
ROBOSENSE ORD	2498 HK Equity	KY	HKD	0.20%
PHANCY GROUP CO LTD	6682 HK Equity	CN	HKD	0.20%
HENGRUI PHARMA ORD H	1276 HK Equity	CN	HKD	0.20%
EVEREST MEDICINES LTD	1952 HK Equity	KY	HKD	0.19%
PEGBIO CO-B ORD H	2565 HK Equity	CN	HKD	0.19%
SHENNAN CIRCUITS CO LTD-A	002916 C2 Equity	CN	CNH	0.18%
BOE TECHNOLOGY GROUP CO LTD	000725 C2 Equity	CN	CNH	0.18%
MICROPORT SCIENTIFIC CORP	853 HK Equity	KY	HKD	0.18%
CHINA UNITED NETWORK COMMUNICA	600050 C1 Equity	CN	CNH	0.18%
WUS PRINTED CIRCUIT KUNSHAN CO LTD	002463 C2 Equity	CN	CNH	0.18%
SHANGHAI FOSUN PHARMACEUTICAL GROUP CO LTD	2196 HK Equity	CN	HKD	0.18%
MONTAGE TECHNOLOGY CO LTD-A	688008 C1 Equity	CN	CNH	0.18%
SERES GROUP CO LTD	601127 C1 Equity	CN	CNH	0.18%
TRAVELSKY TECHNOLOGY LTD-H	696 HK Equity	CN	HKD	0.17%
AUTOHOME INC-ADR	ATHM UN Equity	KY	USD	0.17%
AVICHINA INDUSTRY & TECHNOLOGY CO LTD	2357 HK Equity	CN	HKD	0.17%
SHANDONG WEIGAO GROUP MEDICAL POLYMER CO LTD	1066 HK Equity	CN	HKD	0.17%
SHANGHAI FUDAN MICROELECTRONIC	1385 HK Equity	CN	HKD	0.17%
SHANGHAI MICROPORT MEDBOT GR	2252 HK Equity	CN	HKD	0.17%
LONGI GREEN ENERGY TECHNOL-A	601012 C1 Equity	CN	CNH	0.16%
ZTE CORP-A	000063 C2 Equity	CN	CNH	0.16%
ZHEJIANG CENTURY HUATONG -A	002602 C2 Equity	CN	CNH	0.16%
EVE ENERGY CO LTD-A	300014 C2 Equity	CN	CNH	0.16%
SHENZHEN LONGSYS ELECTRONICS-A	301308 C2 Equity	CN	CNH	0.15%
WILL SEMICONDUCTOR LTD	603501 C1 Equity	CN	CNH	0.14%
CHINASOFT INTERNATIONAL LTD	354 HK Equity	KY	HKD	0.14%
BEIJING KINGSOFT OFFICE SOFTWARE INC	688111 C1 Equity	CN	CNH	0.13%
SHANGHAI CONANT OPTICAL CO-H	2276 HK Equity	CN	HKD	0.13%
BLACK SESAME ORD	2533 HK Equity	KY	HKD	0.13%
NEWBORN TOWN INC	9911 HK Equity	KY	HKD	0.12%
TRANSTHERA-B ORD H	2617 HK Equity	CN	HKD	0.11%

DISCLAIMER

© Solactive AG, 2026. All rights reserved.


The information contained in this factsheet is impersonal, not tailored to the needs of any person, entity or group of persons and for informational purposes only. The information contained herein has been obtained from public sources believed to be reliable, but no representation or warranty, express or implied, is made that such information is accurate or complete and it should not be relied upon as such. The content is provided on an "as is" basis. Solactive AG accepts no responsibility or liability for any errors or for any loss from use of this factsheet or any of the information or data contained herein. In no event shall Solactive AG be liable to any party for any direct, indirect, incidental, exemplary, compensatory, punitive, special or consequential damages, costs, expenses, legal fees, or losses (including, without limitation, lost income or lost profits and opportunity costs) in connection with any use of the factsheets and its content even if advised of the possibility of such damages.

It is not possible to invest directly in an index. Exposure to assets represented by an index is available through investable financial instruments that seek to provide an investment return based on the performance of an index. A decision to invest in any such financial instrument should not be made in reliance on any of the statements set forth in this document. Prospective investors are advised to make an investment in any such financial instrument only after carefully considering the risks associated with investing in such financial instruments, as detailed in an offering memorandum or similar document that is prepared by or on behalf of the issuer of the financial instrument or vehicle.

The financial instruments are not sponsored, promoted, sold or supported in any other manner by Solactive AG nor does Solactive AG offer any express or implicit guarantee or assurance either with regard to the results of using the Index and/or Index trade mark or the Index level at any time or in any other respect. Solactive AG makes no assurance that financial instruments based on the index will accurately track index performance or provide positive investment returns. Solactive AG is not an investment adviser and nothing in this factsheet constitutes a recommendation by Solactive AG to invest capital in financial instruments nor does it in any way represent an assurance or opinion of Solactive AG with regard to any investment in a financial instrument. Inclusion of a security within an index is not a recommendation by Solactive AG to buy, sell, or hold such security, nor is it considered to be investment advice.

Past performance should not be considered as indication or guarantee of any future results. Charts and graphs are provided for illustrative purposes.

This info service is offered exclusively by Solactive AG, Platz der Einheit 1, D-60327 Frankfurt am Main | E-Mail: indexing@solactive.com

"Solactive", "Solactive GBS", "German Index Engineering" and the logo  are registered trademarks of Solactive AG.

The information in this document does not constitute tax, legal or investment advice. The factsheet is proprietary to Solactive AG. Its content may not be modified, reproduced, redistributed or stored in a retrieval system in whole or in part without the prior written consent of Solactive AG.