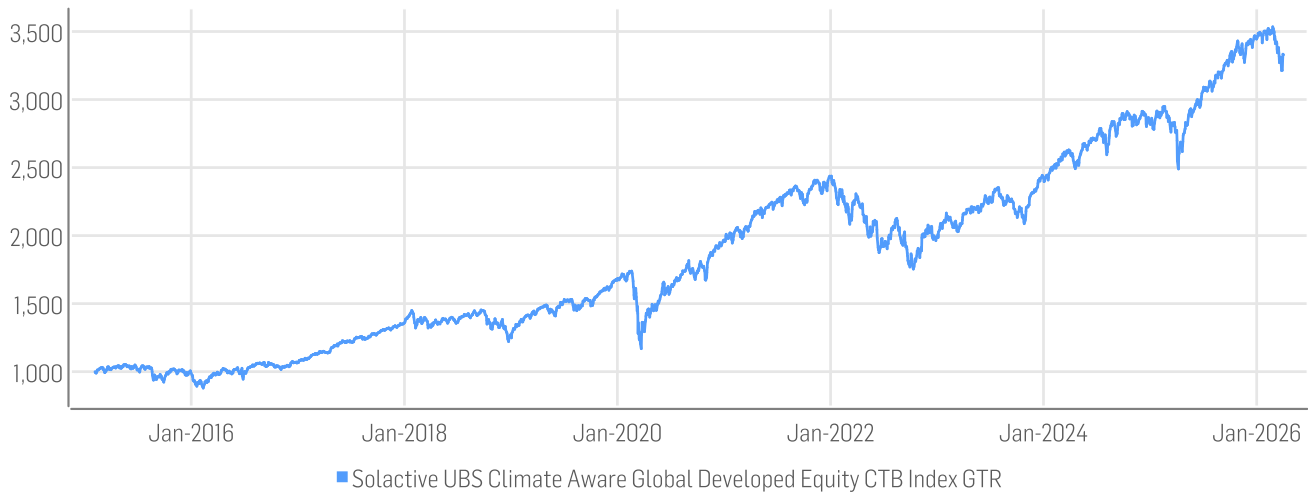


## FACTSHEET - AS OF 03-Apr-2026

# Solactive UBS Climate Aware Global Developed Equity CTB Index GTR

### HISTORICAL PERFORMANCE



### CHARACTERISTICS

ISIN / WKN	DE000SLOB8A5	Base Value / Base Date	1000 Points / 05.02.2015
Bloomberg / Reuters	/ .SOLUBSCG	Last Price	3329.38
Index Calculator	Solactive AG	Dividends	Reinvested
Index Type	Total Return	Calculation	9:00 am to 10:50 pm (CET), every 15 seconds
Index Currency	USD	History	Available daily back to 05.02.2015
Index Members	839		

## STATISTICS

USD	30D	90D	180D	360D	YTD	Since Inception
Performance	-3.93%	-3.54%	-0.23%	33.74%	-3.34%	232.94%
Performance (p.a.)						11.38%
Volatility (p.a.)	15.66%	12.23%	11.38%	12.15%	12.00%	15.07%
High	3465.42	3535.03	3535.03	3535.03	3535.03	3535.03
Low	3213.26	3213.26	3213.26	2489.49	3213.26	878.83
Sharpe Ratio*	-2.70	-1.41	-0.36	2.52	-1.35	0.51
Max. Drawdown	-7.28%	-9.10%	-9.10%	-9.10%	-9.10%	-32.82%
VaR 95 \ 99				-16.6% \ -25.1%		-22.0% \ -42.4%
CVaR 95 \ 99				-22.9% \ -29.5%		-36.3% \ -65.0%

\* Up to 31 December 2021, ex-post Sharpe ratios use as input for the risk free rate term the London Inter-Bank Offered rates in the respective currencies of the index and at a term equal to the observation period. From 3 January 2022 onwards, Sharpe ratios will be / are calculated using as reference risk free rate input the overnight replacement rate for these currencies, namely SONIA (for GBP), SOFR (for USD) and EURIBOR Overnight (for EUR).

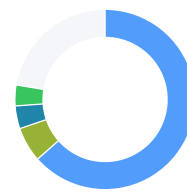
## COMPOSITION BY CURRENCIES

- USD 66.8%
- EUR 11.9%
- GBp 5.6%
- JPY 4.1%
- Others 11.5%



## COMPOSITION BY COUNTRIES

- US 63.5%
- GB 6.3%
- JP 4.1%
- CH 3.7%
- Others 22.4%



## TOP COMPONENTS AS OF 03-Apr-2026

Company	Ticker	Country	Currency	Index Weight (%)
APPLE INC	AAPL UW Equity	US	USD	5.15%
NVIDIA CORP	NVDA UW Equity	US	USD	4.91%
MICROSOFT CORP	MSFT UW Equity	US	USD	3.91%
ALPHABET INC-CL A	GOOGL UW Equity	US	USD	2.56%
BROADCOM INC	AVGO UW Equity	US	USD	2.35%
ALPHABET INC C-SHARES	GOOG UW Equity	US	USD	2.20%
META PLATFORMS INC	META UW Equity	US	USD	1.90%
TESLA INC	TSLA UW Equity	US	USD	1.77%
JOHNSON & JOHNSON	JNJ UN Equity	US	USD	1.37%
ASML HOLDING NV	ASML NA Equity	NL	EUR	1.22%
ELI LILLY & CO	LLY UN Equity	US	USD	1.18%
JPMORGAN CHASE & CO	JPM UN Equity	US	USD	1.15%
VISA INC-CLASS A SHARES	V UN Equity	US	USD	1.09%
MERCK & CO. INC.	MRK UN Equity	US	USD	0.96%
CISCO SYSTEMS INC	CSCO UW Equity	US	USD	0.96%

FACTSHEET - AS OF 03-Apr-2026

Solactive UBS Climate Aware Global Developed Equity CTB Index GTR

Company	Ticker	Country	Currency	Index Weight (%)
MASTERCARD INC-CLASS A	MA UN Equity	US	USD	0.95%
VERIZON COMMUNICATIONS INC	VZ UN Equity	US	USD	0.91%
APPLIED MATERIALS INC	AMAT UN Equity	US	USD	0.83%
AT&T	T UN Equity	US	USD	0.82%
PEPSICO INC	PEP UN Equity	US	USD	0.81%
EQUINIX INC	EQIX UN Equity	US	USD	0.80%
ADVANCED MICRO DEVICES	AMD UN Equity	US	USD	0.79%
PFIZER INC	PFE UN Equity	US	USD	0.79%
WALMART INC	WMT UN Equity	US	USD	0.73%
SCHNEIDER ELECTRIC SE	SU FP Equity	FR	EUR	0.69%
ABBVIE INC	ABBV UN Equity	US	USD	0.65%
UNITEDHEALTH GROUP INC	UNH UN Equity	US	USD	0.65%
ENLIGHT RENEWABLE ENERGY LTD	ENLT IT Equity	IL	ILs	0.64%
REPSOL SA	REP SQ Equity	ES	EUR	0.64%
ROYALTY PHARMA PLC- CL A	RPRX UN Equity	GB	USD	0.64%
NOVARTIS AG	NOVN SE Equity	CH	CHF	0.64%
SIEMENS AG	SIE GY Equity	DE	EUR	0.64%
HILTON WORLDWIDE HOLDINGS INC	HLT UN Equity	US	USD	0.63%
INTEL CORP	INTC UN Equity	US	USD	0.62%
AMERICAN WATER WORKS CO INC	AWK UN Equity	US	USD	0.61%
ECOLAB INC	ECL UN Equity	US	USD	0.60%
ROCHE HOLDING AG	ROP SE Equity	CH	CHF	0.60%
SEVERN TRENT PLC	SVT LN Equity	GB	GBp	0.58%
UNITED UTILITIES PLC	UUJ/ LN Equity	GB	GBp	0.58%
TERNA SPA	TRN IM Equity	IT	EUR	0.57%
DEERE & CO	DE UN Equity	US	USD	0.57%
IRON MTN INC	IRM UN Equity	US	USD	0.56%
ORACLE CORP	ORCL UN Equity	US	USD	0.55%
VESTAS WIND SYSTEMS A/S	VWS DC Equity	DK	DKK	0.54%
BRAMBLES LTD	BXB AT Equity	AU	AUD	0.54%
QUALCOMM INC	QCOM UN Equity	US	USD	0.54%
SANTOS LTD	STO AT Equity	AU	AUD	0.53%
CARDINAL HEALTH INC	CAH UN Equity	US	USD	0.53%
ASTRAZENECA PLC	AZN LN Equity	GB	GBp	0.52%
SALESFORCE INC	CRM UN Equity	US	USD	0.52%
DEUTSCHE TELEKOM AG	DTE GY Equity	DE	EUR	0.52%
PEARSON PLC	PSO LN Equity	GB	GBp	0.51%
HENKEL AG & CO KGAA PREF	HEN3 GY Equity	DE	EUR	0.50%
HENKEL AG & CO KGAA BEARER SH	HEN GY Equity	DE	EUR	0.49%
CANADIAN NATIONAL RAILWAY COMPANY	CNR CT Equity	CA	CAD	0.49%
SERVICENOW INC	NOW UN Equity	US	USD	0.49%
LAS VEGAS SANDS CORP	LVS UN Equity	US	USD	0.49%
SWISS RE AG	SREN SE Equity	CH	CHF	0.49%
CBRE GROUP INC	CBRE UN Equity	US	USD	0.48%

FACTSHEET - AS OF 03-Apr-2026

Solactive UBS Climate Aware Global Developed Equity CTB Index GTR

Company	Ticker	Country	Currency	Index Weight (%)
WHITBREAD PLC	WTB LN Equity	GB	GBP	0.48%
SWISSCOM AG	SCMN SE Equity	CH	CHF	0.48%
MOODYS CORP	MCO UN Equity	US	USD	0.48%
INDUSTRIA DE DISEÑO TEXTIL SA	ITX SQ Equity	ES	EUR	0.48%
3I GROUP PLC ORD	III LN Equity	GB	GBP	0.47%
ADOBE INC	ADBE UW Equity	US	USD	0.45%
ACCENTURE PLC-CL A	ACN UN Equity	IE	USD	0.45%
REGENERON PHARMACEUTICALS	REGN UW Equity	US	USD	0.45%
NUCOR CORP	NUE UN Equity	US	USD	0.44%
AMGEN INC	AMGN UW Equity	US	USD	0.44%
METLIFE INC	MET UN Equity	US	USD	0.41%
PALO ALTO NETWORKS INC	PANW UW Equity	US	USD	0.41%
PUBLICIS GROUPE SA	PUB FP Equity	FR	EUR	0.41%
JAPAN REAL ESTATE INVT CORP ORD	8952 JT Equity	JP	JPY	0.40%
NESTE CORPORATION	NESTE FH Equity	FI	EUR	0.40%
MEDTRONIC PLC	MDT UN Equity	IE	USD	0.40%
CRH PLC	CRH UN Equity	IE	USD	0.39%
S&P GLOBAL INC	SPGI UN Equity	US	USD	0.39%
VODAFONE GROUP PLC	VOD LN Equity	GB	GBP	0.38%
CVS HEALTH CORP	CVS UN Equity	US	USD	0.37%
DANONE SA	BN FP Equity	FR	EUR	0.37%
LAM RESEARCH CORP	LRCX UW Equity	US	USD	0.37%
JOHNSON CONTROLS INTERNATIONAL PLC	JCI UN Equity	IE	USD	0.37%
WORKDAY INC	WDAY UW Equity	US	USD	0.36%
MSCI INC	MSCI UN Equity	US	USD	0.36%
KERING SA	KER FP Equity	FR	EUR	0.35%
LAND SECURITIES GROUP PLC	LAND LN Equity	GB	GBP	0.35%
ZURICH INSURANCE GROUP AG	ZURN SE Equity	CH	CHF	0.34%
PROLOGIS INC	PLD UN Equity	US	USD	0.34%
EDWARDS LIFESCIENCES CORP	EW UN Equity	US	USD	0.33%
AVALONBAY COMMUNITIES INC	AVB UN Equity	US	USD	0.33%
GEBERIT AG	GEBN SE Equity	CH	CHF	0.33%
BRISTOL-MYERS SQUIBB CO	BMJ UN Equity	US	USD	0.33%
SONY GROUP CORP	6758 JT Equity	JP	JPY	0.31%
COGNIZANT TECHNOLOGY SOLUTIONS CORP	CTSH UW Equity	US	USD	0.30%
CIGNA GROUP	CI UN Equity	US	USD	0.30%
FASTENAL CO	FAST UW Equity	US	USD	0.30%
ALLIANZ SE	ALV GY Equity	DE	EUR	0.29%
THERMO FISHER SCIENTIFIC INC	TMO UN Equity	US	USD	0.29%
NESTLE SA	NESN SE Equity	CH	CHF	0.28%
SEIKO EPSON CORP ORD	6724 JT Equity	JP	JPY	0.28%
EBAY INC	EBAY UW Equity	US	USD	0.28%
H&M HENNES & MAURITZ AB CLASS B	HMB SS Equity	SE	SEK	0.28%
TECK RESOURCES LIMITED CLASS B	TECK/B CT Equity	CA	CAD	0.27%

FACTSHEET - AS OF 03-Apr-2026

Solactive UBS Climate Aware Global Developed Equity CTB Index GTR

Company	Ticker	Country	Currency	Index Weight (%)
TARGET CORP	TGT UN Equity	US	USD	0.27%
ENBRIDGE INC	ENB CT Equity	CA	CAD	0.27%
NEXTERA ENERGY INC	NEE UN Equity	US	USD	0.27%
TELEFONICA SA	TEF SQ Equity	ES	EUR	0.27%
ROYAL CARIBBEAN CRUISES LTD	RCL UN Equity	LR	USD	0.27%
L OREAL SA	OR FP Equity	FR	EUR	0.27%
ENEL SPA	ENEL IM Equity	IT	EUR	0.26%
NASDAQ INC	NDAQ UW Equity	US	USD	0.26%
BCE INC	BCE CT Equity	CA	CAD	0.25%
KINGSPAN GROUP PLC	KSP ID Equity	IE	EUR	0.25%
CENTENE CORP	CNC UN Equity	US	USD	0.25%
STATE STREET CORP	STT UN Equity	US	USD	0.25%
LLOYDS BANKING GROUP PLC	LLOY LN Equity	GB	GBp	0.24%
ABBOTT LABORATORIES	ABT UN Equity	US	USD	0.24%
T-MOBILE US INC	TMUS UW Equity	US	USD	0.24%
KLA CORP	KLAC UW Equity	US	USD	0.24%
GENERAL MILLS INC	GIS UN Equity	US	USD	0.24%
BECTON DICKINSON AND CO	BDX UN Equity	US	USD	0.24%
DUPONT DE NEMOURS INC	DD UN Equity	US	USD	0.23%
ORANGE SA	ORA FP Equity	FR	EUR	0.23%
TELUS CORPORATION	T CT Equity	CA	CAD	0.23%
SWISS LIFE HOLDING AG	SLHN SE Equity	CH	CHF	0.23%
ADIDAS AG	ADS GY Equity	DE	EUR	0.22%
COMCAST CORP-CLASS A	CMCSA UW Equity	US	USD	0.22%
HITACHI LTD	6501 JT Equity	JP	JPY	0.22%
RELX PLC	REL LN Equity	GB	GBp	0.22%
NORSK HYDRO ASA	NHY NO Equity	NO	NOK	0.21%
SKF AB CLASS B	SKFB SS Equity	SE	SEK	0.21%
NETFLIX INC	NFLX UW Equity	US	USD	0.21%
CAPITALAND INTEGRATED COMMERCIAL TRUST	CICT SP Equity	SG	SGD	0.20%
NATWEST GROUP PLC	NWG LN Equity	GB	GBp	0.20%
OTIS WORLDWIDE CORP	OTIS UN Equity	US	USD	0.20%
SANOFI SA	SAN FP Equity	FR	EUR	0.20%
HSBC HOLDINGS PLC	HSBA LN Equity	GB	GBp	0.20%
PALANTIR TECHNOLOGIES INC	PLTR UW Equity	US	USD	0.19%
CASTELLUM AB	CAST SS Equity	SE	SEK	0.19%
MONCLER SPA	MONC IM Equity	IT	EUR	0.19%
ANALOG DEVICES INC	ADI UW Equity	US	USD	0.18%
WALT DISNEY CO/THE	DIS UN Equity	US	USD	0.18%
CK ASSET HOLDINGS LTD	1113 HK Equity	KY	HKD	0.18%
CENCORA INC	COR UN Equity	US	USD	0.18%
CITIGROUP INC	C UN Equity	US	USD	0.18%
CAPITALAND INVESTMENT LTD	CLI SP Equity	SG	SGD	0.17%
DASSAULT SYSTEMES SA	DSY FP Equity	FR	EUR	0.17%

FACTSHEET - AS OF 03-Apr-2026

Solactive UBS Climate Aware Global Developed Equity CTB Index GTR

Company	Ticker	Country	Currency	Index Weight (%)
AXA SA	CS FP Equity	FR	EUR	0.17%
BANK OF AMERICA CORP	BAC UN Equity	US	USD	0.17%
HONGKONG LAND HOLDINGS LTD ORD	HKL SP Equity	BM	USD	0.17%
CITY DEVELOPMENTS LTD ORD	CIT SP Equity	SG	SGD	0.17%
BANK OF NEW YORK MELLON CORP	BK UN Equity	US	USD	0.17%
FAST RETAILING CO LTD ORD	9983 JT Equity	JP	JPY	0.17%
UNILEVER PLC	ULVR LN Equity	GB	GBp	0.16%
BRIDGESTONE CORP ORD	5108 JT Equity	JP	JPY	0.16%
BNP PARIBAS SA	BNP FP Equity	FR	EUR	0.16%
CANON INC	7751 JT Equity	JP	JPY	0.16%
AMDOCS LTD	DOX UW Equity	GG	USD	0.16%
NIPPON BUILDING FUND INC.	8951 JT Equity	JP	JPY	0.15%
JAPAN POST INSURANCE CO LTD	7181 JT Equity	JP	JPY	0.15%
EVERSOURCE ENERGY	ES UN Equity	US	USD	0.15%
GE HEALTHCARE TECHNOLOGIES INC	GEHC UW Equity	US	USD	0.15%
COTERRA ENERGY INC	CTRA UN Equity	US	USD	0.15%
BOLIDEN AB	BOL SS Equity	SE	SEK	0.14%
AIA GROUP LTD	1299 HK Equity	HK	HKD	0.14%
ROYAL KPN NV	KPN NA Equity	NL	EUR	0.14%
TE CONNECTIVITY LTD	TEL UN Equity	CH	USD	0.14%
ORSTED A/S	ORSTED DC Equity	DK	DKK	0.14%
ASSICURAZIONI GENERALI SPA	G IM Equity	IT	EUR	0.13%
CARNIVAL CORP	CCL UN Equity	PA	USD	0.13%
BLACKROCK INC	BLK UN Equity	US	USD	0.13%
NIKON CORP ORD	7731 JT Equity	JP	JPY	0.13%
STRYKER CORP	SYK UN Equity	US	USD	0.12%
SIEMENS HEALTHINEERS AG	SHL GY Equity	DE	EUR	0.12%
LULULEMON ATHLETICA INC	LULU UW Equity	US	USD	0.12%
HERMES INTERNATIONAL SCA	RMS FP Equity	FR	EUR	0.12%
OMV AG	OMV AV Equity	AT	EUR	0.12%
MARVELL TECHNOLOGY INC	MRVL UW Equity	US	USD	0.11%
UBER TECHNOLOGIES INC	UBER UN Equity	US	USD	0.11%
SBA COMMUNICATIONS CORP-CL A	SBAC UW Equity	US	USD	0.11%
UPM-KYMMENE OYJ	UPM FH Equity	FI	EUR	0.10%
SEKISUI HOUSE LTD ORD	1928 JT Equity	JP	JPY	0.10%
TELE2 AB	TEL2B SS Equity	SE	SEK	0.09%
VOLVO AB CLASS B	VOLVB SS Equity	SE	SEK	0.09%
SSE PLC	SSE LN Equity	GB	GBp	0.09%
GILEAD SCIENCES INC	GILD UW Equity	US	USD	0.09%
ZSCALER INC	ZS UW Equity	US	USD	0.09%
DIAGEO PLC	DGE LN Equity	GB	GBp	0.09%
LVMH MOET HENNESSY LOUIS VUITTON SE	MC FP Equity	FR	EUR	0.09%
BOSTON SCIENTIFIC CORP	BSX UN Equity	US	USD	0.09%
SEGRO PLC	SGRO LN Equity	GB	GBp	0.08%

FACTSHEET - AS OF 03-Apr-2026

Solactive UBS Climate Aware Global Developed Equity CTB Index GTR

Company	Ticker	Country	Currency	Index Weight (%)
NIKE INC	NKE UN Equity	US	USD	0.08%
MONOLITHIC POWER SYSTEMS INC	MPWR UW Equity	US	USD	0.08%
AUTOMATIC DATA PROCESSING	ADP UW Equity	US	USD	0.08%
AUTODESK INC	ADSK UW Equity	US	USD	0.08%
CIE GENERALE DES ETABLISSEMENTS MICHELIN	ML FP Equity	FR	EUR	0.08%
ROCHE HOLDING AG ORD BRR	RO SE Equity	CH	CHF	0.07%
MOTOROLA SOLUTIONS INC	MSI UN Equity	US	USD	0.07%
WATERS CORP	WAT UN Equity	US	USD	0.07%
MARKS AND SPENCER GROUP PLC	MKS LN Equity	GB	GBp	0.07%
KONINKLIJKE PHILIPS NV	PHIA NA Equity	NL	EUR	0.07%
DANAHER CORP	DHR UN Equity	US	USD	0.07%
KURITA WATER INDUSTRIES LTD	6370 JT Equity	JP	JPY	0.07%
AMADEUS IT GROUP SA CLASS A	AMS SQ Equity	ES	EUR	0.07%
PRUDENTIAL PLC	PRU LN Equity	GB	GBp	0.07%
ESSEX PROPERTY TRUST INC	ESS UN Equity	US	USD	0.07%
STMICROELECTRONICS NV	STMPA FP Equity	NL	EUR	0.06%
EQUITY RESIDENTIAL	EQR UN Equity	US	USD	0.06%
ALLSTATE CORP	ALL UN Equity	US	USD	0.06%
NORTHERN TRUST CORP	NTRS UW Equity	US	USD	0.06%
CONTACT ENERGY LTD	CEN NZ Equity	NZ	NZD	0.05%
KEYSIGHT TECHNOLOGIES INC	KEYS UN Equity	US	USD	0.05%
EDP ENERGIAS DE PORTUGAL SA	EDP PL Equity	PT	EUR	0.05%
FERGUSON PLC	FERG UN Equity	JE	USD	0.05%
ALLEGRO.EU SA	ALE PW Equity	LU	PLN	0.04%
INVESTOR AB CLASS B	INVEB SS Equity	SE	SEK	0.04%
WAREHOUSES DE PAUW SCA	WDP BB Equity	BE	EUR	0.04%
TOKYO ELECTRON LTD ORD	8035 JT Equity	JP	JPY	0.04%
INTUIT INC	INTU UW Equity	US	USD	0.04%
TAKEDA PHARMACEUTICAL	4502 JT Equity	JP	JPY	0.03%
HERSHEY CO/THE	HSY UN Equity	US	USD	0.03%
VOLVO AB ORD A	VOLVA SS Equity	SE	SEK	0.03%
TOTO LTD	5332 JT Equity	JP	JPY	0.03%
SYNOPSIS INC	SNPS UW Equity	US	USD	0.03%
EQUINOR ASA	EQNR NO Equity	NO	NOK	0.02%
TENARIS SA	TEN IM Equity	LU	EUR	0.02%
MITSUI MINING & SMELTING CO LTD ORD	5706 JT Equity	JP	JPY	0.02%
RESONAC HOLDINGS CORP	4004 JT Equity	JP	JPY	0.02%
AMERICAN EXPRESS CO	AXP UN Equity	US	USD	0.02%
FUJIKURA LTD	5803 JT Equity	JP	JPY	0.02%
CHOICE PROPERTIES REI	CHP-U CT Equity	CA	CAD	0.02%
PG&E CORP	PCG UN Equity	US	USD	0.02%
CGI INC - CLASS A	GIB/A CT Equity	CA	CAD	0.02%
ASICS CORP	7936 JT Equity	JP	JPY	0.01%
AUTO TRADER GROUP PLC	AUTO LN Equity	GB	GBp	0.01%

FACTSHEET - AS OF 03-Apr-2026

Solactive UBS Climate Aware Global Developed Equity CTB Index GTR

Company	Ticker	Country	Currency	Index Weight (%)
UNITED AIRLINES HOLDINGS INC	UAL UW Equity	US	USD	0.01%
PAYPAL HOLDINGS INC.	PYPL UW Equity	US	USD	0.01%
SPIRAX GROUP PLC	SPX LN Equity	GB	GBp	0.01%
DAVIDE CAMPARI-MILANO NV	CPR IM Equity	NL	EUR	0.01%
CITIZENS FINANCIAL GROUP INC	CFG UN Equity	US	USD	0.01%
PHOENIX HOLDINGS LTD/THE	PHOE IT Equity	IL	ILs	0.01%
SHISEIDO CO LTD	4911 JT Equity	JP	JPY	0.01%
MORGAN STANLEY	MS UN Equity	US	USD	0.01%
MERIDIAN ENERGY LTD	MEL NZ Equity	NZ	NZD	0.01%
AUTOZONE INC	AZO UN Equity	US	USD	0.01%
ELECTRONIC ARTS INC	EA UW Equity	US	USD	0.01%
BEIJER REF AB	BEIJB SS Equity	SE	SEK	0.01%
EBOS GROUP LTD	EBO NZ Equity	NZ	NZD	0.01%
CDW CORP/DE	CDW UW Equity	US	USD	0.01%
ORIX JREIT INC ORD	8954 JT Equity	JP	JPY	0.01%
KINTETSU GROUP HOLDINGS CO LTD	9041 JT Equity	JP	JPY	0.01%
FISERV INC	FISV UW Equity	US	USD	0.01%
ASAHI KASEI CORP	3407 JT Equity	JP	JPY	0.01%
ICL GROUP LTD	ICL IT Equity	IL	ILs	0.01%
BAYERISCHE MOTOREN WERKE AG	BMW GY Equity	DE	EUR	0.01%
TRELLEBORG AB CLASS B	TRELB SS Equity	SE	SEK	0.01%
SCHINDLER HOLDING AG ORD	SCHN SE Equity	CH	CHF	0.01%
CORTEVA INC	CTVA UN Equity	US	USD	0.01%
DAIFUKU CO LTD	6383 JT Equity	JP	JPY	0.01%
VICI PROPERTIES INC	VICI UN Equity	US	USD	0.01%
AISIN CORP	7259 JT Equity	JP	JPY	0.01%
SWEDBANK AB CLASS A	SWEDA SS Equity	SE	SEK	0.01%
CONSTELLATION ENERGY CORPORATION	CEG UW Equity	US	USD	0.01%
AXFOOD AB	AXFO SS Equity	SE	SEK	0.01%
PACCAR INC	PCAR UW Equity	US	USD	0.01%
SG HOLDINGS CO LTD	9143 JT Equity	JP	JPY	0.01%
HOLMEN AB	HOLMB SS Equity	SE	SEK	0.01%
ROYAL BANK OF CANADA	RY CT Equity	CA	CAD	0.01%
BANCO COMERCIAL PORTUGUES SA	BCP PL Equity	PT	EUR	0.01%
VOLVO CAR AB-B W/I	VOLCARB SS Equity	SE	SEK	0.01%
FLUTTER ENTERTAINMENT PLC	FLUT UN Equity	IE	USD	0.01%
TAKE-TWO INTERACTIVE SOFTWARE INC	TTWO UW Equity	US	USD	0.01%
WILLIS TOWERS WATSON PLC	WTW UW Equity	IE	USD	0.01%
GENMAB A/S	GMAB DC Equity	DK	DKK	0.01%
PPG INDUSTRIES INC	PPG UN Equity	US	USD	0.01%
LATOIR INVESTMENT AB ORD B	LATOB SS Equity	SE	SEK	0.01%
IIDA GROUP HOLDINGS CO LTD	3291 JT Equity	JP	JPY	0.01%
INTACT FINANCIAL CORP.	IFC CT Equity	CA	CAD	0.01%
ISRAEL DISCOUNT BANK LTD ORD A	DSCT IT Equity	IL	ILs	0.01%

FACTSHEET - AS OF 03-Apr-2026

Solactive UBS Climate Aware Global Developed Equity CTB Index GTR

Company	Ticker	Country	Currency	Index Weight (%)
HAKUHODO DY HOLDINGS INC ORD	2433 JT Equity	JP	JPY	0.01%
DOVER CORP	DOV UN Equity	US	USD	0.01%
MANULIFE FINANCIAL CORP	MFC CT Equity	CA	CAD	0.01%
HAPAG-LLOYD AG	HLAG GY Equity	DE	EUR	0.01%
INTUITIVE SURGICAL INC	ISRG UW Equity	US	USD	0.01%
WW GRAINGER INC	GWW UN Equity	US	USD	0.01%
SAAB AB CLASS B	SAABB SS Equity	SE	SEK	0.01%
NISSAN CHEMICAL CORP	4021 JT Equity	JP	JPY	0.01%
WEST JAPAN RAILWAY CO	9021 JT Equity	JP	JPY	0.01%
EXTRA SPACE STORAGE INC	EXR UN Equity	US	USD	0.01%
ROPER TECHNOLOGIES INC	ROP UW Equity	US	USD	0.01%
PAN AMERICAN SILVER CORP	PAAS CT Equity	CA	CAD	0.01%
MITSUI CHEMICALS INC	4183 JT Equity	JP	JPY	0.01%
COLES GROUP LTD	COL AT Equity	AU	AUD	0.01%
FANUC CORP	6954 JT Equity	JP	JPY	0.01%
MITSUBISHI HC CAPITAL INC	8593 JT Equity	JP	JPY	0.01%
SHOPIFY INC	SHOP CT Equity	CA	CAD	0.01%
FAIR ISAAC CORP	FICO UN Equity	US	USD	0.01%
PILBARA MINERALS LTD	PLS AT Equity	AU	AUD	0.01%
STANTEC INC	STN CT Equity	CA	CAD	0.01%
MELROSE INDUSTRIES PLC	MRO LN Equity	GB	GBp	0.01%
CBOE GLOBAL MARKETS INC	CBOE UF Equity	US	USD	0.01%
NITERRA CO LTD	5334 JT Equity	JP	JPY	0.01%
SUNTORY BEVERAGE & FOOD LTD	2587 JT Equity	JP	JPY	0.01%
JERONIMO MARTINS SGPS SA	JMT PL Equity	PT	EUR	0.01%
ALNYLAM PHARMACEUTICALS INC	ALNY UW Equity	US	USD	0.01%
INVESTOR AB ORD A	INVEA SS Equity	SE	SEK	0.01%
JAPAN EXCHANGE GROUP INC	8697 JT Equity	JP	JPY	0.01%
NOMURA RESEARCH INSTITUTE LTD ORD	4307 JT Equity	JP	JPY	0.01%
ASX LTD ORD	ASX AT Equity	AU	AUD	0.01%
MITSUBISHI MOTORS CORP ORD	7211 JT Equity	JP	JPY	0.01%
LENNAR CORP - B SHS	LEN/B UN Equity	US	USD	0.01%
TOKYO FUDOSAN HOLDINGS CORP	3289 JT Equity	JP	JPY	0.01%
FUTU HOLDINGS LTD-ADR	FUTU UQ Equity	KY	USD	0.01%
ACOM CO LTD ORD	8572 JT Equity	JP	JPY	0.01%
FOX CORP CLASS B (NEW)	FOX UW Equity	US	USD	0.01%
ARCHER-DANIELS-MIDLAND CO	ADM UN Equity	US	USD	0.01%
UNICHARM CORP ORD	8113 JT Equity	JP	JPY	0.01%
SEKISUI CHEMICAL CO LTD ORD	4204 JT Equity	JP	JPY	0.01%
OBIC BUSINESS CONSULTANTS LTD ORD	4733 JT Equity	JP	JPY	0.01%
THOMSON REUTERS CORP	TRI CT Equity	CA	CAD	0.01%
FERROVIAL SE	FER SQ Equity	ES	EUR	0.01%
BIG SHOPPING CENTERS LTD.	BIG IT Equity	IL	ILs	0.01%
EPIROC AB-B	EPIB SS Equity	SE	SEK	0.01%

FACTSHEET - AS OF 03-Apr-2026

Solactive UBS Climate Aware Global Developed Equity CTB Index GTR

Company	Ticker	Country	Currency	Index Weight (%)
TYSON FOODS INC	TSN UN Equity	US	USD	0.01%
AERCAP HOLDINGS NV	AER UN Equity	NL	USD	0.01%
SARTORIUS AG PEF	SRT3 GY Equity	DE	EUR	0.01%
FAIRFAX FINANCIAL HOLDINGS LIMITED	FFH CT Equity	CA	CAD	0.01%
DOMINION ENERGY INC	D UN Equity	US	USD	0.01%
FASTIGHETS BALDER AB CLASS B	BALDB SS Equity	SE	SEK	0.01%
DAITO TRUST CONSTRUCTION CO LTD ORD	1878 JT Equity	JP	JPY	0.01%
AEON CO LTD ORD	8267 JT Equity	JP	JPY	0.01%
TOKYO METRO CO LTD	9023 JT Equity	JP	JPY	0.01%
ASAHI GROUP HLDGS (ASAHI BREW) ORD	2502 JT Equity	JP	JPY	0.01%
ARM HOLDINGS ADR	ARM UW Equity	US	USD	0.01%
MCDONALDS CORP	MCD UN Equity	US	USD	0.01%
COCA-COLA EUROPACIFIC PARTNERS PLC	CCEP UW Equity	GB	USD	0.01%
MAKITA CORP ORD	6586 JT Equity	JP	JPY	0.01%
CVC CAPITAL PARTNERS PLC	CVC NA Equity	JE	EUR	0.01%
CONVATEC GROUP PLC	CTEC LN Equity	GB	GBp	0.01%
SAGE GROUP PLC	SGE LN Equity	GB	GBp	0.01%
FUJI MEDIA HLDGS (FUJI TELE) ORD	4676 JT Equity	JP	JPY	0.01%
KGHM POLSKA MIEDZ SA	KGH PW Equity	PL	PLN	0.01%
FOX CORP CLASS A (NEW)	FOXA UW Equity	US	USD	0.01%
MOWI ASA	MOWI NO Equity	NO	NOK	0.01%
MERCEDES-BENZ GROUP AG	MBG GY Equity	DE	EUR	0.01%
NIPPON TELEVISION NETWORK CORP ORD	9404 JT Equity	JP	JPY	0.01%
TOKYU CORP	9005 JT Equity	JP	JPY	0.01%
NAVIGATOR COMPANY SA	NVG PL Equity	PT	EUR	0.01%
TIS INC	3626 JT Equity	JP	JPY	0.01%
ARISTA NETWORKS INC	ANET UN Equity	US	USD	0.01%
GENUINE PARTS CO	GPC UN Equity	US	USD	0.01%
ADVANTEST CORP ORD	6857 JT Equity	JP	JPY	0.01%
STOCKLAND	SGP AT Equity	AU	AUD	0.01%
ULTA BEAUTY INC	ULTA UW Equity	US	USD	0.01%
BANK OF IRELAND GROUP PLC	BIRG ID Equity	IE	EUR	0.01%
COPART INC	CPRT UW Equity	US	USD	0.01%
DENTSU GROUP INC	4324 JT Equity	JP	JPY	0.01%
CARLSBERG AS CLASS B	CARLB DC Equity	DK	DKK	0.01%
NIPPON SANSO HOLDINGS CORP	4091 JT Equity	JP	JPY	0.01%
PROTECTOR FORSIKRING ASA	PROT NO Equity	NO	NOK	0.01%
KESKO OYJ CLASS B	KESKOB FH Equity	FI	EUR	0.01%
CHIBA BANK LTD ORD	8331 JT Equity	JP	JPY	0.01%
AENA SME SA	AENA SQ Equity	ES	EUR	0.01%
M&G PLC	MNG LN Equity	GB	GBp	0.01%
DELTA AIR LINES	DAL UN Equity	US	USD	0.01%
CENTERPOINT ENERGY INC	CNP UN Equity	US	USD	0.01%
MARSH & MCLENNAN COS	MRSH UN Equity	US	USD	0.01%

FACTSHEET - AS OF 03-Apr-2026  
Solactive UBS Climate Aware Global Developed Equity CTB Index GTR

Company	Ticker	Country	Currency	Index Weight (%)
SPARK NEW ZEALAND LTD	SPK NZ Equity	NZ	NZD	0.01%
MAPLETREE LOGISTICS TRUST	MLT SP Equity	SG	SGD	0.01%
HARTFORD FINANCIAL SERVICES GROUP INC	HIG UN Equity	US	USD	0.01%
TALANX AG	TLX GY Equity	DE	EUR	0.01%
AIB GROUP PLC	AIBG ID Equity	IE	EUR	0.01%
COCHLEAR LTD	COH AT Equity	AU	AUD	0.01%
KEPPEL CORP LTD ORD	KEP SP Equity	SG	SGD	0.01%
NTT INC	9432 JT Equity	JP	JPY	0.01%
MGM CHINA HOLDINGS LTD	2282 HK Equity	KY	HKD	0.01%
HIKARI TSUSHIN INC ORD	9435 JT Equity	JP	JPY	0.01%
SOCIETE GENERALE SA CLASS A	GLE FP Equity	FR	EUR	0.01%
NIPPON PAINT HOLDINGS CO LTD	4612 JT Equity	JP	JPY	0.01%
REA GROUP LTD	REA AT Equity	AU	AUD	0.01%
HKT TRUST AND HKT LTD	6823 HK Equity	HK	HKD	0.01%
SOFINA SA	SOF BB Equity	BE	EUR	0.01%
INSURANCE AUSTRALIA GROUP LTD ORD	IAG AT Equity	AU	AUD	0.01%
RICOH CO LTD	7752 JT Equity	JP	JPY	0.01%
MONGODDB INC	MDB UQ Equity	US	USD	0.01%
PNC FINANCIAL SERVICES GROUP	PNC UN Equity	US	USD	0.01%
MONOTARO CO LTD	3064 JT Equity	JP	JPY	0.01%
SPAREBANK 1 SMN	MING NO Equity	NO	NOK	0.01%
TRUIST FINANCIAL CORP	TFC UN Equity	US	USD	0.01%
AZBIL (YAMATAKE) CORP ORD	6845 JT Equity	JP	JPY	0.01%
ESTEE LAUDER COMPANIES INC	EL UN Equity	US	USD	0.01%
ZIMMER BIOMET HOLDINGS INC	ZBH UN Equity	US	USD	0.01%
SHIONOGI & CO LTD ORD	4507 JT Equity	JP	JPY	0.01%
ROCKWELL AUTOMATION INC	ROK UN Equity	US	USD	0.01%
MEDIBANK PRIVATE	MPL AT Equity	AU	AUD	0.01%
WESFARMERS LTD	WES AT Equity	AU	AUD	0.01%
CHIPOTLE MEXICAN GRILL INC	CMG UN Equity	US	USD	0.01%
JAPAN AIRLINES CO LTD	9201 JT Equity	JP	JPY	0.01%
NOMURA REAL ESTATE MASTER FUND INC	3462 JT Equity	JP	JPY	0.01%
KENVUE INC	KVUE UN Equity	US	USD	0.01%
SANDVIK AB	SAND SS Equity	SE	SEK	0.01%
FIFTH THIRD BANCORP	FITB UW Equity	US	USD	0.01%
TREND MICRO INC	4704 JT Equity	JP	JPY	0.01%
MARUI GROUP CO LTD (MARUI CO) ORD	8252 JT Equity	JP	JPY	0.01%
KANSAI ELECTRIC POWER CO ORD	9503 JT Equity	JP	JPY	0.01%
DENSO CORP ORD	6902 JT Equity	JP	JPY	0.01%
ELIA GROUP SA/NV	ELI BB Equity	BE	EUR	0.01%
NICE LTD	NICE IT Equity	IL	ILs	0.01%
CHUGAI PHARMACEUTICAL CO LTD ORD	4519 JT Equity	JP	JPY	0.01%
WARNER BROS DISCOVERY INC	WBD UW Equity	US	USD	0.01%
CELLNEX TELECOM SA	CLNX SQ Equity	ES	EUR	0.01%

FACTSHEET - AS OF 03-Apr-2026

Solactive UBS Climate Aware Global Developed Equity CTB Index GTR

Company	Ticker	Country	Currency	Index Weight (%)
TOHO CO LTD ORD	9602 JT Equity	JP	JPY	0.01%
BAYERISCHE MOTOREN WERKE BMW PFD	BMW3 GY Equity	DE	EUR	0.01%
CONSOLIDATED EDISON INC	ED UN Equity	US	USD	0.01%
AIRBNB INC	ABNB UW Equity	US	USD	0.01%
WISETECH GLOBAL LTD	WTC AT Equity	AU	AUD	0.01%
SINGAPORE TECH ENGINEERING	STE SP Equity	SG	SGD	0.01%
MERCURY NZ LTD	MCY NZ Equity	NZ	NZD	0.01%
MIZUHO FINANCIAL GROUP INC	8411 JT Equity	JP	JPY	0.01%
SPOTIFY TECHNOLOGY SA	SPOT UN Equity	LU	USD	0.01%
FERRARI NV	RACE IM Equity	NL	EUR	0.01%
MITSUBISHI ELECTRIC CORP	6503 JT Equity	JP	JPY	0.01%
RECRUIT HOLDINGS CO LTD	6098 JT Equity	JP	JPY	0.01%
TECHNOLOGY ONE LTD	TNE AT Equity	AU	AUD	0.01%
CATHAY PACIFIC AIRWAYS LTD ORD	293 HK Equity	HK	HKD	0.01%
ANZ GROUP HOLDINGS LTD	ANZ AT Equity	AU	AUD	0.01%
DIE RAIFFEISEN BANK INTERNATIONAL AG	RBI AV Equity	AT	EUR	0.01%
SANWA HOLDINGS CORP	5929 JT Equity	JP	JPY	0.01%
KEYCORP	KEY UN Equity	US	USD	0.01%
DEXCOM INC	DXCM UW Equity	US	USD	0.01%
WOLTERS KLUWER NV	WKL NA Equity	NL	EUR	0.01%
OSAKA GAS CO LTD	9532 JT Equity	JP	JPY	0.01%
AMADA CO LTD	6113 JT Equity	JP	JPY	0.01%
SHIZUOKA FINANCIAL GROUP INC	5831 JT Equity	JP	JPY	0.01%
SYENSQO SA	SYENS BB Equity	BE	EUR	0.01%
FIRST INTERNATIONAL BANK ISRAEL ORD5	FIBI IT Equity	IL	ILs	0.01%
GENTING SINGAPORE PLC	GENS SP Equity	SG	SGD	0.01%
LOBLAW COMPANIES LTD.	L CT Equity	CA	CAD	0.01%
NISSIN FOODS HOLDINGS CO LTD	2897 JT Equity	JP	JPY	0.01%
BROTHER INDUSTRIES LTD ORD	6448 JT Equity	JP	JPY	0.01%
MITSUBISHI ESTATE CO LTD ORD	8802 JT Equity	JP	JPY	0.01%
DAIWA HOUSE INDUSTRY CO LTD ORD	1925 JT Equity	JP	JPY	0.01%
NETAPP INC	NTAP UW Equity	US	USD	0.01%
JB HI-FI LTD ORD	JBH AT Equity	AU	AUD	0.01%
GARMIN LTD	GRMN UN Equity	CH	USD	0.01%
CCL INDUSTRIES INC	CCL/B CT Equity	CA	CAD	0.01%
MCKESSON CORP	MCK UN Equity	US	USD	0.01%
MIRVAC GROUP	MGR AT Equity	AU	AUD	0.01%
SUMITOMO METAL MINING CO LTD ORD	5713 JT Equity	JP	JPY	0.01%
SKANDINAVISKA ENSKILDA BANKEN AB CLASS A	SEBA SS Equity	SE	SEK	0.01%
AIRPORT CITY LTD.	ARPT IT Equity	IL	ILs	0.01%
FORTUM OYJ	FORTUM FH Equity	FI	EUR	0.01%
CHUBB LTD	CB UN Equity	CH	USD	0.01%
CORPAY INC	CPAY UN Equity	US	USD	0.01%
VERTEX PHARMACEUTICALS INC	VRTX UW Equity	US	USD	0.01%

FACTSHEET - AS OF 03-Apr-2026

Solactive UBS Climate Aware Global Developed Equity CTB Index GTR

Company	Ticker	Country	Currency	Index Weight (%)
REECE LTD	REH AT Equity	AU	AUD	0.01%
GIVAUDAN SA	GIVN SE Equity	CH	CHF	0.01%
OLD DOMINION FREIGHT LINE INC	ODFL UW Equity	US	USD	0.01%
EON SE	EOAN GY Equity	DE	EUR	0.01%
MITSUBISHI GAS CHEMICAL CO	4182 JT Equity	JP	JPY	0.01%
PAYCHEX INC	PAYX UW Equity	US	USD	0.01%
TAISEI CORP ORD	1801 JT Equity	JP	JPY	0.01%
SAMPO OYJ CLASS A	SAMPO FH Equity	FI	EUR	0.01%
LOTUS BAKERIES	LOTB BB Equity	BE	EUR	0.01%
HUNTINGTON BANCSHARES INC/OH	HBAN UW Equity	US	USD	0.01%
Camtek Ltd	CAMT IT Equity	IL	ILs	0.01%
M3 (SO-NET M3) INC ORD	2413 JT Equity	JP	JPY	0.01%
UNIVERSAL MUSIC GROUP NV	UMG NA Equity	NL	EUR	0.01%
DHL GROUP	DHL GY Equity	DE	EUR	0.01%
KINDER MORGAN INC	KMI UN Equity	US	USD	0.01%
UCB SA	UCB BB Equity	BE	EUR	0.01%
TFI INTERNATIONAL INC	TFII CT Equity	CA	CAD	0.01%
COMPAGNIE FINANCIERE RICHEMONT SA	CFR SE Equity	CH	CHF	0.01%
FISHER & PAYKEL HEALTHCARE CORPORATION LIMITED	FPH NZ Equity	NZ	NZD	0.01%
GEELY AUTOMOBILE HOLDINGS LT	175 HK Equity	KY	HKD	0.01%
KYUSHU RAILWAY COMPANY	9142 JT Equity	JP	JPY	0.01%
NATURGY ENERGY GROUP SA	NTGY SQ Equity	ES	EUR	0.01%
LONDON STOCK EXCHANGE GROUP ORD	LSEG LN Equity	GB	GBp	0.01%
KKR & CO INC	KKR UN Equity	US	USD	0.01%
SBI HOLDINGS INC ORD	8473 JT Equity	JP	JPY	0.01%
ELEVANCE HEALTH INC	ELV UN Equity	US	USD	0.01%
INTERCONTINENTAL EXCHANGE INC	ICE UN Equity	US	USD	0.01%
STANDARD CHARTERED PLC	STAN LN Equity	GB	GBp	0.01%
TDK CORP ORD	6762 JT Equity	JP	JPY	0.01%
IDEXX LABORATORIES INC	IDXX UW Equity	US	USD	0.01%
ONEOK INC	OKE UN Equity	US	USD	0.01%
COCA-COLA BOTTLERS JAPAN INC	2579 JT Equity	JP	JPY	0.01%
MEIJI HOLDINGS CO LTD	2269 JT Equity	JP	JPY	0.01%
DOORDASH INC	DASH UW Equity	US	USD	0.01%
WESTINGHOUSE AIR BRAKE TECHNOLOGIES CORP	WAB UN Equity	US	USD	0.01%
NINTENDO CO LTD	7974 JT Equity	JP	JPY	0.01%
COMPASS GROUP PLC	CPG LN Equity	GB	USD	0.01%
MTU AERO ENGINES AG	MTX GY Equity	DE	EUR	0.01%
NATIONAL BANK OF CANADA	NA CT Equity	CA	CAD	0.01%
LUNDIN MINING CORP	LUN CT Equity	CA	CAD	0.01%
CADENCE DESIGN SYSTEMS INC	CDNS UW Equity	US	USD	0.01%
EAST JAPAN RAILWAY CO	9020 JT Equity	JP	JPY	0.01%
LENNAR CORP	LEN UN Equity	US	USD	0.01%
HUSQVARNA AB	HUSQB SS Equity	SE	SEK	0.01%

FACTSHEET - AS OF 03-Apr-2026  
Solactive UBS Climate Aware Global Developed Equity CTB Index GTR

Company	Ticker	Country	Currency	Index Weight (%)
JAPAN POST BANK CO LTD	7182 JT Equity	JP	JPY	0.01%
RAYMOND JAMES FINL.	RJF UN Equity	US	USD	0.01%
HIROSE ELECTRIC CO LTD ORD	6806 JT Equity	JP	JPY	0.01%
ODAKYU ELECTRIC RAILWAY CO LTD	9007 JT Equity	JP	JPY	0.01%
CANADIAN IMPERIAL BANK OF COMMERCE	CM CT Equity	CA	CAD	0.01%
EPIROC AB-A	EPIA SS Equity	SE	SEK	0.01%
GENERAL MOTORS CO	GM UN Equity	US	USD	0.01%
ROCKET COS INC	RKT UN Equity	US	USD	0.01%
BANK OF NOVA SCOTIA	BNS CT Equity	CA	CAD	0.01%
DEXUS/AU	DXS AT Equity	AU	AUD	0.01%
UNICREDIT SPA	UCG IM Equity	IT	EUR	0.01%
WR BERKLEY CORP	WRB UN Equity	US	USD	0.01%
OBIC CO LTD ORD	4684 JT Equity	JP	JPY	0.01%
M & T BANK CORP	MTB UN Equity	US	USD	0.01%
DBS GROUP HOLDINGS LTD	DBS SP Equity	SG	SGD	0.01%
SOUTHERN COPPER CORP	SCCO UN Equity	US	USD	0.01%
IA FINANCIAL CORP INC	IAG CT Equity	CA	CAD	0.01%
TOKYO GAS CO LTD	9531 JT Equity	JP	JPY	0.01%
COSTAR GROUP INC	CSGP UW Equity	US	USD	0.01%
FUJI ELECTRIC (FUJI ELEC HLDGS) ORD	6504 JT Equity	JP	JPY	0.01%
COMPUTERSHARE LTD ORD	CPU AT Equity	AU	AUD	0.01%
KEIO (KEIO ELECTRIC RAIL) CORP ORD	9008 JT Equity	JP	JPY	0.01%
IBERDROLA SA	IBE SQ Equity	ES	EUR	0.01%
CHOCOLADEFABRIKEN LINDT & SPRUENGLI AG	LISP SE Equity	CH	CHF	0.01%
HEINEKEN HOLDING NV	HEIO NA Equity	NL	EUR	0.01%
EVEREST GROUP LTD	EG UN Equity	BM	USD	0.01%
VERBUND AG	VER AV Equity	AT	EUR	0.01%
XERO LTD	XRO AT Equity	NZ	AUD	0.01%
SECOM CO LTD ORD	9735 JT Equity	JP	JPY	0.01%
HANNOVER RUCK SE	HNRI GY Equity	DE	EUR	0.01%
TOBU RAILWAY CO LTD	9001 JT Equity	JP	JPY	0.01%
YAMAHA CORP ORD	7951 JT Equity	JP	JPY	0.01%
KONE OYJ CLASS B	KNEBV FH Equity	FI	EUR	0.01%
VOESTALPINE AG	VOE AV Equity	AT	EUR	0.01%
MAZDA MOTOR CORP ORD	7261 JT Equity	JP	JPY	0.01%
HALEON PLC	HLN LN Equity	GB	GBp	0.01%
BANCA MEDIOLANUM SPA	BMED IM Equity	IT	EUR	0.01%
LINK REIT	823 HK Equity	HK	HKD	0.01%
VULCAN MATERIALS CO	VMC UN Equity	US	USD	0.01%
SINGAPORE EXCHANGE (SGX) LTD ORD	SGX SP Equity	SG	SGD	0.01%
DNB BANK ASA	DNB NO Equity	NO	NOK	0.01%
OLYMPUS	7733 JT Equity	JP	JPY	0.01%
HUBSPOT INC	HUBS UN Equity	US	USD	0.01%
SAPUTO INC	SAP CT Equity	CA	CAD	0.01%

FACTSHEET - AS OF 03-Apr-2026

Solactive UBS Climate Aware Global Developed Equity CTB Index GTR

Company	Ticker	Country	Currency	Index Weight (%)
KRAFT HEINZ CO THE	KHC UW Equity	US	USD	0.01%
SMITH & NEPHEW PLC	SN/ LN Equity	GB	GBp	0.01%
SAGAX AB-B	SAGAB SS Equity	SE	SEK	0.01%
ARCH CAPITAL GROUP LTD	ACGL UW Equity	BM	USD	0.01%
DAIWA HOUSE REIT INVESTMENT CORP	8984 JT Equity	JP	JPY	0.01%
GMO PAYMENT GATEWAY INC	3769 JT Equity	JP	JPY	0.01%
WOOLWORTHS GROUP LTD	WOW AT Equity	AU	AUD	0.01%
COMMERZBANK AG	CBK GY Equity	DE	EUR	0.01%
KEURIG DR PEPPER INC	KDP UW Equity	US	USD	0.01%
CENTRICA PLC	CNA LN Equity	GB	GBp	0.01%
REGIONS FINANCIAL CORP	RF UN Equity	US	USD	0.01%
DEUTSCHE BOERSE AG	DBI GY Equity	DE	EUR	0.01%
DISCO CORP ORD	6146 JT Equity	JP	JPY	0.01%
LIVE NATION ENTERTAINMENT IN	LYV UN Equity	US	USD	0.01%
PRADA SPA	1913 HK Equity	IT	HKD	0.01%
TELECOM ITALIA SPA SVGS NCV	TITR IM Equity	IT	EUR	0.01%
OPC ENERGY LTD	OPCE IT Equity	IL	ILs	0.01%
VEEVA SYSTEMS INC	VEEV UN Equity	US	USD	0.01%
BUNZL PLC	BNZL LN Equity	GB	GBp	0.01%
SIMON PROPERTY GROUP INC	SPG UN Equity	US	USD	0.01%
CAIXABANK SA	CABK SQ Equity	ES	EUR	0.01%
INFINEON TECHNOLOGIES AG	IFX GY Equity	DE	EUR	0.01%
NATIONAL GRID PLC	NG/ LN Equity	GB	GBp	0.01%
ROGERS COMMUNICATIONS INC-B	RCI/B CT Equity	CA	CAD	0.01%
SOJITZ CORP ORD	2768 JT Equity	JP	JPY	0.01%
ENDESA SA	ELE SQ Equity	ES	EUR	0.01%
AVIVA PLC	AV/ LN Equity	GB	GBp	0.01%
ANDRITZ AG	ANDR AV Equity	AT	EUR	0.01%
FIDELITY NATIONAL INFORMATION SERVICES INC	FIS UN Equity	US	USD	0.01%
PROGRESSIVE CORP	PGR UN Equity	US	USD	0.01%
AFLAC INC	AFL UN Equity	US	USD	0.01%
GOODMAN GROUP ORD UNIT	GMG AT Equity	AU	AUD	0.01%
GRAB HOLDINGS LTD - CL A	GRAB UW Equity	KY	USD	0.01%
BOMBARDIER INC	BBD/A CT Equity	CA	CAD	0.01%
TORONTO-DOMINION BANK	TD CT Equity	CA	CAD	0.01%
LEROY SEAFOOD GROUP ASA	LSG NO Equity	NO	NOK	0.01%
METRO INC -A	MRU CT Equity	CA	CAD	0.01%
ORKLA ASA	ORK NO Equity	NO	NOK	0.01%
SCHWAB (CHARLES) CORP	SCHW UN Equity	US	USD	0.01%
SARTORIUS STEDIM BIOTECH SA	DIM FP Equity	FR	EUR	0.01%
VINCI SA	DG FP Equity	FR	EUR	0.01%
SCREEN HOLDINGS CO LTD	7735 JT Equity	JP	JPY	0.01%
ROLLINS INC	ROL UN Equity	US	USD	0.01%
HENDERSON LAND DEVELOPMENT ORD	12 HK Equity	HK	HKD	0.01%

FACTSHEET - AS OF 03-Apr-2026

Solactive UBS Climate Aware Global Developed Equity CTB Index GTR

Company	Ticker	Country	Currency	Index Weight (%)
BT GROUP PLC	BT/A LN Equity	GB	GBp	0.01%
NATIONAL AUSTRALIA BANK LTD	NAB AT Equity	AU	AUD	0.01%
CHURCH & DWIGHT CO INC	CHD UN Equity	US	USD	0.01%
NOMURA REAL ESTATE HOLDINGS INC ORD	3231 JT Equity	JP	JPY	0.01%
WIENERBERGER AG	WIE AV Equity	AT	EUR	0.01%
NICHIREI CORP ORD	2871 JT Equity	JP	JPY	0.01%
HITACHI CONSTRUCTION MACHINERY ORD	6305 JT Equity	JP	JPY	0.01%
ESSILORLUXOTTICA	EL FP Equity	FR	EUR	0.01%
BAKKAFROST P/F	BAKKA NO Equity	FO	NOK	0.01%
GETINGE AB CLASS B	GETIB SS Equity	SE	SEK	0.01%
TESCO PLC	TSCO LN Equity	GB	GBp	0.01%
OBAYASHI CORP ORD	1802 JT Equity	JP	JPY	0.01%
AUCKLAND INTL AIRPORT LTD	AIA NZ Equity	NZ	NZD	0.01%
KEISEI ELECTRIC RAILWAY CO LTD ORD	9009 JT Equity	JP	JPY	0.01%
OPEN HOUSE GROUP CO LTD	3288 JT Equity	JP	JPY	0.01%
SOFTBANK CORP	9434 JT Equity	JP	JPY	0.01%
INDUTRADE AB	INDT SS Equity	SE	SEK	0.01%
EDISON INTERNATIONAL	EIX UN Equity	US	USD	0.01%
MITSUI FUDOSAN CO LTD ORD	8801 JT Equity	JP	JPY	0.01%
ENERGIX-RENEWABLE ENERGIES LTD	ENRG IT Equity	IL	ILs	0.01%
EQUIFAX INC	EFX UN Equity	US	USD	0.01%
AP MOLLER MAERSK AS CLASS B	MAERSKB DC Equity	DK	DKK	0.01%
HANKYU HANSHIN HOLDINGS INC	9042 JT Equity	JP	JPY	0.01%
DSV AS	DSV DC Equity	DK	DKK	0.01%
ILLINOIS TOOL WORKS	ITW UN Equity	US	USD	0.01%
ADMIRAL GROUP PLC	ADM LN Equity	GB	GBp	0.01%
ANA HOLDINGS INC	9202 JT Equity	JP	JPY	0.01%
GLP J-REIT/D	3281 JT Equity	JP	JPY	0.01%
ASTELLAS PHARMA INC	4503 JT Equity	JP	JPY	0.01%
RENEAS ELECTRONICS CORP	6723 JT Equity	JP	JPY	0.01%
MS&AD INS (MITSUI SUMITOMO) ORD	8725 JT Equity	JP	JPY	0.01%
KANSAI PAINT CO LTD	4613 JT Equity	JP	JPY	0.01%
ICG PLC	ICG LN Equity	GB	GBp	0.01%
ICON PLC	ICLR UW Equity	IE	USD	0.01%
JAMES HARDIE INDUSTRIES-CDI	JHX AT Equity	IE	AUD	0.01%
PUBLIC STORAGE	PSA UN Equity	US	USD	0.01%
ASM INTERNATIONAL NV	ASM NA Equity	NL	EUR	0.01%
FORTIS INC	FTS CT Equity	CA	CAD	0.01%
AON PLC	AON UN Equity	IE	USD	0.01%
MAPLETREE PAN ASIA COMMERCIAL TRUST	MPACT SP Equity	SG	SGD	0.01%
SMITHS GROUP PLC	SMIN LN Equity	GB	GBp	0.01%
SMC CORP ORD	6273 JT Equity	JP	JPY	0.01%
HULIC CO LTD	3003 JT Equity	JP	JPY	0.01%
HAMAMATSU PHOTONICS KK ORD	6965 JT Equity	JP	JPY	0.01%

FACTSHEET - AS OF 03-Apr-2026

Solactive UBS Climate Aware Global Developed Equity CTB Index GTR

Company	Ticker	Country	Currency	Index Weight (%)
YAMATO HDG.	9064 JT Equity	JP	JPY	0.01%
TRAVELERS COS INC/THE	TRV UN Equity	US	USD	0.01%
BIONTECH SE	22UA GY Equity	DE	EUR	0.01%
KIKKOMAN CORP ORD	2801 JT Equity	JP	JPY	0.01%
HEINEKEN NV	HEIA NA Equity	NL	EUR	0.01%
KURARAY CO LTD	3405 JT Equity	JP	JPY	0.01%
BANK HAPOALIM BM ORD	POLI IT Equity	IL	ILs	0.01%
MONDELEZ INTERNATIONAL INC	MDLZ UW Equity	US	USD	0.01%
CENTRAL JAPAN RAILWAY CO	9022 JT Equity	JP	JPY	0.01%
QANTAS AIRWAYS LTD ORD	QAN AT Equity	AU	AUD	0.01%
FIRSTSERVICE CORP	FSV CT Equity	CA	CAD	0.01%
YUM! BRANDS	YUM UN Equity	US	USD	0.01%
NVR INC	NVR UN Equity	US	USD	0.01%
AVANZA BANK H	AZA SS Equity	SE	SEK	0.01%
MACQUARIE GROUP LTD ORD	MQG AT Equity	AU	AUD	0.01%
TELIA CO AB	TELIA SS Equity	SE	SEK	0.01%
NEXT PLC	NXT LN Equity	GB	GBp	0.01%
CHINA GAS HOLDINGS LTD	384 HK Equity	BM	HKD	0.01%
EXPEDIA GROUP INC	EXPE UW Equity	US	USD	0.01%
T&D HOLDINGS INC ORD	8795 JT Equity	JP	JPY	0.01%
TC ENERGY CORP	TRP CT Equity	CA	CAD	0.01%
COMMONWEALTH BANK OF AUSTRALIA	CBA AT Equity	AU	AUD	0.01%
ETABLISSEMENTEN FRANZ COLRUYT NV	COLR BB Equity	BE	EUR	0.01%
ATLASSIAN CORPORATION PLC	TEAM UW Equity	GB	USD	0.01%
APA GROUP	APA AT Equity	AU	AUD	0.01%
SWECO AB-B S	SWECB SS Equity	SE	SEK	0.01%
GLOBAL PAYMENTS INC	GPN UN Equity	US	USD	0.01%
GOLDMAN SACHS GROUP INC	GS UN Equity	US	USD	0.01%
SEIBU HOLDINGS INC	9024 JT Equity	JP	JPY	0.01%
AP MOLLER MAERSK A/S ORD A	MAERSKA DC Equity	DK	DKK	0.01%
JAPAN METROPOLITAN FUND INVESTMENT CORP	8953 JT Equity	JP	JPY	0.01%
BOUYGUES SA	EN FP Equity	FR	EUR	0.01%
PERSOL HOLDINGS CO LTD	2181 JT Equity	JP	JPY	0.01%
ATMOS ENERGY CORP	ATO UN Equity	US	USD	0.01%
WELLS FARGO & CO	WFC UN Equity	US	USD	0.01%
CLOUDFLARE INC - CLASS A	NET UN Equity	US	USD	0.01%
SYSMEX CORP ORD	6869 JT Equity	JP	JPY	0.01%
HONDA MOTOR	7267 JT Equity	JP	JPY	0.01%
SUN HUNG KAI PROPERTIES	16 HK Equity	HK	HKD	0.01%
NORFOLK SOUTHERN CORP	NSC UN Equity	US	USD	0.01%
SUBARU CORP	7270 JT Equity	JP	JPY	0.01%
TELECOM ITALIA SPA	TIT IM Equity	IT	EUR	0.01%
NIPPON EXPRESS HOLDINGS CO	9147 JT Equity	JP	JPY	0.01%
TOYOTA MOTOR CORP	7203 JT Equity	JP	JPY	0.01%

Company	Ticker	Country	Currency	Index Weight (%)
GLOBAL-E ONLINE LTD	GLBE UW Equity	IL	USD	0.01%
UNITED URBAN INV CORP (REIT) ORD	8960 JT Equity	JP	JPY	0.01%
SCHRODERS PLC ORD	SDR LN Equity	GB	GBp	0.01%
YOKOGAWA ELECTRIC CORP ORD	6841 JT Equity	JP	JPY	0.01%
ENTERGY CORP	ETR UN Equity	US	USD	0.01%
UBS GROUP AG	UBSG SE Equity	CH	CHF	0.01%
CSL LTD ORD	CSL AT Equity	AU	AUD	0.01%
MISUMI GROUP INC ORD	9962 JT Equity	JP	JPY	0.01%
SHIMIZU CORP ORD	1803 JT Equity	JP	JPY	0.01%
BANCO SANTANDER SA	SAN SQ Equity	ES	EUR	0.01%
WSP GLOBAL INC	WSP CT Equity	CA	CAD	0.01%
APOLLO GLOBAL MANAGEMENT INC	APO UN Equity	US	USD	0.01%
J SAINSBURY PLC	SBRY LN Equity	GB	GBp	0.01%
CELESTICA INC	CLS CT Equity	CA	CAD	0.01%
THULE GROUP AB/THE	THULE SS Equity	SE	SEK	0.01%
TOKIO MARINE HOLDINGS INC	8766 JT Equity	JP	JPY	0.01%
MTR CORPORATION LTD	66 HK Equity	HK	HKD	0.01%
GARTNER INC	IT UN Equity	US	USD	0.01%
INFORMA PLC	INF LN Equity	GB	GBp	0.01%
SECURITAS AB CLASS B	SECUB SS Equity	SE	SEK	0.01%
DATADOG INC	DDOG UW Equity	US	USD	0.01%
CAPITAL ONE FINANCIAL CORP	COF UN Equity	US	USD	0.01%
PERNOD RICARD SA	RI FP Equity	FR	EUR	0.01%
STRAUMANN HOLDING AG	STMN SE Equity	CH	CHF	0.01%
SWEDISH ORPHAN BIOVITRUM AB	SOBI SS Equity	SE	SEK	0.01%
CYBERAGENT INC	4751 JT Equity	JP	JPY	0.01%
QBE INSURANCE GROUP LTD	QBE AT Equity	AU	AUD	0.01%
INTERACTIVE BROKERS GROUP INC	IBKR UW Equity	US	USD	0.01%
PANDORA A/S	PNDORA DC Equity	DK	DKK	0.01%
SHERWIN-WILLIAMS CO	SHW UN Equity	US	USD	0.01%
EISAI	4523 JT Equity	JP	JPY	0.01%
SITC INTERNATIONAL HOLDINGS	1308 HK Equity	KY	HKD	0.01%
ROBINHOOD MARKETS INC - A	HOOD UW Equity	US	USD	0.01%
SPAREBANK 1 SR NORGE ASA	SBINO NO Equity	NO	NOK	0.01%
BIOGEN INC	BIIB UW Equity	US	USD	0.01%
REALTY INCOME CORP	O UN Equity	US	USD	0.01%
ASSA ABLOY AB CLASS B	ASSAB SS Equity	SE	SEK	0.01%
SIGMA HEALTHCARE LTD	SIG AT Equity	AU	AUD	0.01%
ELISA OYJ CLASS A	ELISA FH Equity	FI	EUR	0.01%
POSTE ITALIANE SPA	PST IM Equity	IT	EUR	0.01%
HYDRO ONE LTD	H CT Equity	CA	CAD	0.01%
PINTEREST INC	PINS UN Equity	US	USD	0.01%
ONO PHARMACEUTICAL CO LTD ORD	4528 JT Equity	JP	JPY	0.01%
FRESNILLO PLC	FRES LN Equity	GB	GBp	0.01%

FACTSHEET - AS OF 03-Apr-2026

Solactive UBS Climate Aware Global Developed Equity CTB Index GTR

Company	Ticker	Country	Currency	Index Weight (%)
TOYOTA TSUSHO CORP ORD	8015 JT Equity	JP	JPY	0.01%
SYNCHRONY FINANCIAL	SYF UN Equity	US	USD	0.01%
TRANSURBAN GROUP	TCL AT Equity	AU	AUD	0.01%
SANTEN PHARMACEUTICAL CO LTD ORD	4536 JT Equity	JP	JPY	0.01%
SCHINDLER HOLDING AG	SCHP SE Equity	CH	CHF	0.01%
MINEBEA MITSUMI INC	6479 JT Equity	JP	JPY	0.01%
BEIERSDORF AG	BEI GY Equity	DE	EUR	0.01%
RAKUTEN GROUP INC	4755 JT Equity	JP	JPY	0.01%
CONTINENTAL AG	CON GY Equity	DE	EUR	0.01%
ACTIVIDADES DE CONSTRUCCION Y SERVICIOS SA	ACS SQ Equity	ES	EUR	0.01%
MIZRAHI TEFAHOT BANK LTD ORD	MZTF IT Equity	IL	ILs	0.01%
NORDIC SEMICONDUCTOR ASA	NOD NO Equity	NO	NOK	0.01%
BOMBARDIER INC	BBD/B CT Equity	CA	CAD	0.01%
KIRIN HOLDINGS (BREWERY) CO LTD ORD	2503 JT Equity	JP	JPY	0.01%
AMETEK INC	AME UN Equity	US	USD	0.01%
SIKA AG	SIKA SE Equity	CH	CHF	0.01%
DIETEREN GROUP	DIE BB Equity	BE	EUR	0.01%
ZOOM VIDEO COMMUNICATIONS INC	ZM UW Equity	US	USD	0.01%
SUMITOMO RUBBER INDUSTRIES LTD ORD	5110 JT Equity	JP	JPY	0.01%
EVN AG	EVN AV Equity	AT	EUR	0.01%
KUEHNE & NAGEL INTERNATIONAL AG	KNIN SE Equity	CH	CHF	0.01%
SONIC HEALTHCARE (TECH AUST) ORD	SHL AT Equity	AU	AUD	0.01%
HAREL INSUR INVEST & FINL SVCS ORD	HARL IT Equity	IL	ILs	0.01%
SOUTHWEST AIRLINES CO	LUV UN Equity	US	USD	0.01%
PLUS500 LTD	PLUS LN Equity	IL	GBp	0.01%
SKANSKA AB CLASS B	SKAB SS Equity	SE	SEK	0.01%
LOTTERY CORPORATION LTD	TLC AT Equity	AU	AUD	0.01%
COINBASE GLOBAL INC -CLASS A	COIN UW Equity	US	USD	0.01%
O REILLY AUTOMOTIVE INC	ORLY UW Equity	US	USD	0.01%
BAYCURRENT CONSULTING INC	6532 JT Equity	JP	JPY	0.01%
NISSAN MOTOR CO LTD ORD	7201 JT Equity	JP	JPY	0.01%
EXPERIAN PLC	EXPN LN Equity	JE	GBp	0.01%
TRYG AS	TRYG DC Equity	DK	DKK	0.01%
SEMBCORP INDUSTRIES LTD	SCI SP Equity	SG	SGD	0.01%
CONSTELLATION SOFTWARE INC	CSU CT Equity	CA	CAD	0.01%
US BANCORP	USB UN Equity	US	USD	0.01%
CDN. UTILITIES LTD A	CU CT Equity	CA	CAD	0.01%
NIDEC CORP ORD	6594 JT Equity	JP	JPY	0.01%
SHIN-ETSU CHEMICAL CO LTD	4063 JT Equity	JP	JPY	0.01%
PARKER HANNIFIN CORP	PH UN Equity	US	USD	0.01%
STANLEY ELECTRIC CO LTD	6923 JT Equity	JP	JPY	0.01%
RECKITT BENCKISER GROUP PLC	RKT LN Equity	GB	GBp	0.01%
DSM FIRMENICH AG	DSFIR NA Equity	CH	EUR	0.01%
KOITO MANUFACTURING CO LTD ORD	7276 JT Equity	JP	JPY	0.01%

FACTSHEET - AS OF 03-Apr-2026

Solactive UBS Climate Aware Global Developed Equity CTB Index GTR

Company	Ticker	Country	Currency	Index Weight (%)
KEYENCE CORP ORD	6861 JT Equity	JP	JPY	0.01%
COLOPLAST AS CLASS B	COLOB DC Equity	DK	DKK	0.01%
WORLEY LTD	WOR AT Equity	AU	AUD	0.01%
BLOCK INC	XYZ UN Equity	US	USD	0.01%
SUMITOMO REALTY & DEVELOPMNT ORD	8830 JT Equity	JP	JPY	0.01%
BLACKSTONE INC	BX UN Equity	US	USD	0.01%
AIR WATER INC	4088 JT Equity	JP	JPY	0.01%
SUMITOMO ELECTRIC INDUSTRIES LTD	5802 JT Equity	JP	JPY	0.01%
WESTPAC BANKING CORPORATION	WBC AT Equity	AU	AUD	0.01%
UNIPOL GRUPPO SPA	UNI IM Equity	IT	EUR	0.01%
LIFCO AB	LIFCOB SS Equity	SE	SEK	0.01%
MCCORMICK & CO-NON VTG SHRS	MKC UN Equity	US	USD	0.01%
BAWAG GROUP AG	BG AV Equity	AT	EUR	0.01%
ANTOFAGASTA PLC	ANTO LN Equity	GB	GBp	0.01%
BOOKING HOLDINGS INC	BKNG UW Equity	US	USD	0.01%
AGEAS SA NV	AGS BB Equity	BE	EUR	0.01%
PRINCIPAL FINANCIAL GROUP INC	PFG UW Equity	US	USD	0.01%
UNITED OVERSEAS BANK LTD	UOB SP Equity	SG	SGD	0.01%
ALIBABA HEALTH INFORMATION TECHNOLOGY LTD	241 HK Equity	BM	HKD	0.01%
CAPITALAND ASCENDAS REIT	CLAR SP Equity	SG	SGD	0.01%
MUNICH REINSURANCE COMPANY	MUV2 GY Equity	DE	EUR	0.01%
SPAREBANKEN NORGE	SBNOR NO Equity	NO	NOK	0.01%
STARBUCKS CORP	SBUX UW Equity	US	USD	0.01%
PRO MEDICUS LTD	PME AT Equity	AU	AUD	0.01%
WISE PLC - A	WISE LN Equity	GB	GBp	0.01%
AMERICAN INTERNATIONAL GROUP INC	AIG UN Equity	US	USD	0.01%
JFE HOLDINGS INC	5411 JT Equity	JP	JPY	0.01%
SEEK LTD ORD	SEK AT Equity	AU	AUD	0.01%
SYSCO CORP	SYU UN Equity	US	USD	0.01%
SUNCORP GROUP LTD	SUN AT Equity	AU	AUD	0.01%
SNAM SPA	SRG IM Equity	IT	EUR	0.01%
CARSALES COM LTD ORD	CAR AT Equity	AU	AUD	0.01%
HONG KONG EXCHANGES & CLEARING ORD	388 HK Equity	HK	HKD	0.01%
PUBLIC SERVICE ENTERPRISE GROUP ORD	PEG UN Equity	US	USD	0.01%
QUEBECOR INC - CL B	QBR/B CT Equity	CA	CAD	0.01%
DAIWA SECURITIES GROUP INC ORD	8601 JT Equity	JP	JPY	0.01%
BARRATT REDROW PLC	BTRW LN Equity	GB	GBp	0.01%
METTLER-TOLEDO INTL	MTD UN Equity	US	USD	0.01%
KEWPIE (QP) CORP ORD	2809 JT Equity	JP	JPY	0.01%
DRAFTKINGS INC	DKNG UW Equity	US	USD	0.01%
HOSHIZAKI CORP	6465 JT Equity	JP	JPY	0.01%
KAJIMA CORP ORD	1812 JT Equity	JP	JPY	0.01%
KUBOTA CORP	6326 JT Equity	JP	JPY	0.01%
OMRON CORP ORD	6645 JT Equity	JP	JPY	0.01%

FACTSHEET - AS OF 03-Apr-2026

Solactive UBS Climate Aware Global Developed Equity CTB Index GTR

Company	Ticker	Country	Currency	Index Weight (%)
PRUDENTIAL FINANCIAL INC	PRU UN Equity	US	USD	0.01%
SALMAR ASA	SALM NO Equity	NO	NOK	0.01%
ENGIE SA	ENGI FP Equity	FR	EUR	0.01%
OVERSEA-CHINESE BANKING CORP	OCBC SP Equity	SG	SGD	0.01%
METSO CORPORATION	METSO FH Equity	FI	EUR	0.01%
BROADRIDGE FINL SOLUTIONS I COM	BR UN Equity	US	USD	0.01%
UOL GROUP LTD ORD	UOL SP Equity	SG	SGD	0.01%
BANK OF MONTREAL	BMO CT Equity	CA	CAD	0.01%
GREAT WEST LIFECO	GWO CT Equity	CA	CAD	0.01%
BUDIMEX	BDX PW Equity	PL	PLN	0.01%
POWER CORP OF CANADA	POW CT Equity	CA	CAD	0.01%
BANCA MONTE DEI PASCHI DI SIENA SPA	BMPS IM Equity	IT	EUR	0.01%
SUPER MICRO COMPUTER INC	SMCI UW Equity	US	USD	0.01%
CROWN CASTLE INC	CCI UN Equity	US	USD	0.01%
KOKUSAI ELECTRIC CORP	6525 JT Equity	JP	JPY	0.01%
SAGAX AB-D	SAGAD SS Equity	SE	SEK	0.01%
NOVO NORDISK A/S	NOVOB DC Equity	DK	DKK	0.01%
TECHTRONIC INDUSTRIES CO LTD ORD	669 HK Equity	HK	HKD	0.01%
RESTAURANT BRANDS INTERNATIONAL INC	QSR CT Equity	CA	CAD	0.01%
GE AEROSPACE	GE UN Equity	US	USD	0.01%
MINERAL RESOURCES LTD ORD	MIN AT Equity	AU	AUD	0.01%
DAI-ICHI LIFE HOLDINGS INC	8750 JT Equity	JP	JPY	0.01%
NIPPON PROLOGIS REIT INC	3283 JT Equity	JP	JPY	0.01%
DR ING HC F PORSCHE AG	P911 GY Equity	DE	EUR	0.01%
BANK MILLENNIUM SA	MIL PW Equity	PL	PLN	0.01%
PULTE GROUP INC	PHM UN Equity	US	USD	0.01%
FOOD & LIFE COMPANIES LTD	3563 JT Equity	JP	JPY	0.01%
ARGENX SE - ADR	ARGX UW Equity	NL	USD	0.01%
A2A SPA	A2A IM Equity	IT	EUR	0.01%
WILMAR INTERNATIONAL LTD	WIL SP Equity	SG	SGD	0.01%
OPEN TEXT CORP	OTEX CT Equity	CA	CAD	0.01%
NOVONESIS AS CLASS B	NSISB DC Equity	DK	DKK	0.01%

## DISCLAIMER

© Solactive AG, 2026. All rights reserved.


The information contained in this factsheet is impersonal, not tailored to the needs of any person, entity or group of persons and for informational purposes only. The information contained herein has been obtained from public sources believed to be reliable, but no representation or warranty, express or implied, is made that such information is accurate or complete and it should not be relied upon as such. The content is provided on an "as is" basis. Solactive AG accepts no responsibility or liability for any errors or for any loss from use of this factsheet or any of the information or data contained herein. In no event shall Solactive AG be liable to any party for any direct, indirect, incidental, exemplary, compensatory, punitive, special or consequential damages, costs, expenses, legal fees, or losses (including, without limitation, lost income or lost profits and opportunity costs) in connection with any use of the factsheets and its content even if advised of the possibility of such damages.

It is not possible to invest directly in an index. Exposure to assets represented by an index is available through investable financial instruments that seek to provide an investment return based on the performance of an index. A decision to invest in any such financial instrument should not be made in reliance on any of the statements set forth in this document. Prospective investors are advised to make an investment in any such financial instrument only after carefully considering the risks associated with investing in such financial instruments, as detailed in an offering memorandum or similar document that is prepared by or on behalf of the issuer of the financial instrument or vehicle.

The financial instruments are not sponsored, promoted, sold or supported in any other manner by Solactive AG nor does Solactive AG offer any express or implicit guarantee or assurance either with regard to the results of using the Index and/or Index trade mark or the Index level at any time or in any other respect. Solactive AG makes no assurance that financial instruments based on the index will accurately track index performance or provide positive investment returns. Solactive AG is not an investment adviser and nothing in this factsheet constitutes a recommendation by Solactive AG to invest capital in financial instruments nor does it in any way represent an assurance or opinion of Solactive AG with regard to any investment in a financial instrument. Inclusion of a security within an index is not a recommendation by Solactive AG to buy, sell, or hold such security, nor is it considered to be investment advice.

Past performance should not be considered as indication or guarantee of any future results. Charts and graphs are provided for illustrative purposes.

This info service is offered exclusively by Solactive AG, Platz der Einheit 1, D-60327 Frankfurt am Main|E-Mail: [indexing@solactive.com](mailto:indexing@solactive.com)

"Solactive", "Solactive GBS", "German Index Engineering" and the logo  are registered trademarks of Solactive AG.

The information in this document does not constitute tax, legal or investment advice. The factsheet is proprietary to Solactive AG. Its content may not be modified, reproduced, redistributed or stored in a retrieval system in whole or in part without the prior written consent of Solactive AG.