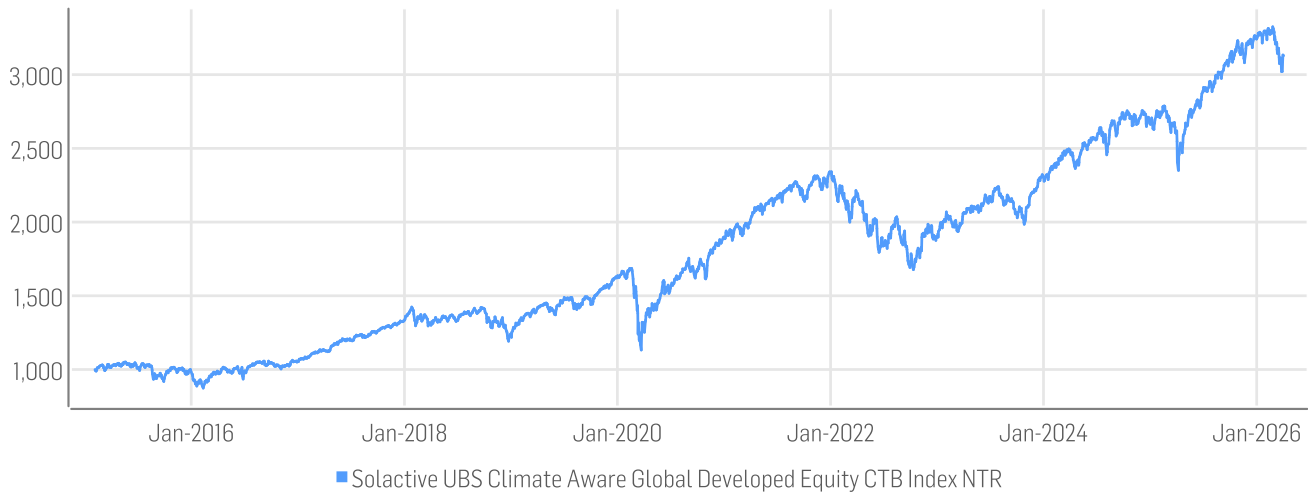


# FACTSHEET - AS OF 03-Apr-2026

## Solactive UBS Climate Aware Global Developed Equity CTB Index NTR

### HISTORICAL PERFORMANCE



### CHARACTERISTICS

ISIN / WKN	DE000SLOB798	Base Value / Base Date	1000 Points / 05.02.2015
Bloomberg / Reuters	SOLUBSCA Index/ .SOLUBSCA	Last Price	3129.39
Index Calculator	Solactive AG	Dividends	Reinvested
Index Type	Net Total Return	Calculation	9:00 am to 10:50 pm (CET), every 15 seconds
Index Currency	USD	History	Available daily back to 05.02.2015
Index Members	839		

## STATISTICS

USD	30D	90D	180D	360D	YTD	Since Inception
Performance	-3.98%	-3.65%	-0.43%	33.15%	-3.45%	212.94%
Performance (p.a.)						10.77%
Volatility (p.a.)	15.67%	12.23%	11.39%	12.15%	12.00%	15.07%
High	3259.22	3324.79	3324.79	3324.79	3324.79	3324.79
Low	3020.64	3020.64	3020.64	2350.28	3020.64	873.65
Sharpe Ratio*	-2.72	-1.44	-0.40	2.47	-1.38	0.47
Max. Drawdown	-7.32%	-9.15%	-9.15%	-9.15%	-9.15%	-32.87%
VaR 95 \ 99				-16.7% \ -25.1%		-22.0% \ -42.4%
CVaR 95 \ 99				-22.9% \ -29.7%		-36.3% \ -65.1%

\* Up to 31 December 2021, ex-post Sharpe ratios use as input for the risk free rate term the London Inter-Bank Offered rates in the respective currencies of the index and at a term equal to the observation period. From 3 January 2022 onwards, Sharpe ratios will be / are calculated using as reference risk free rate input the overnight replacement rate for these currencies, namely SONIA (for GBP), SOFR (for USD) and EURIBOR Overnight (for EUR).

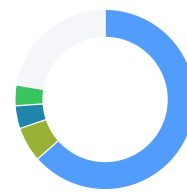
## COMPOSITION BY CURRENCIES

- USD 66.8%
- EUR 11.9%
- GBp 5.6%
- JPY 4.1%
- Others 11.5%



## COMPOSITION BY COUNTRIES

- US 63.5%
- GB 6.3%
- JP 4.1%
- CH 3.7%
- Others 22.4%



## TOP COMPONENTS AS OF 03-Apr-2026

Company	Ticker	Country	Currency	Index Weight (%)
APPLE INC	AAPL UW Equity	US	USD	5.15%
NVIDIA CORP	NVDA UW Equity	US	USD	4.91%
MICROSOFT CORP	MSFT UW Equity	US	USD	3.91%
ALPHABET INC-CL A	GOOGL UW Equity	US	USD	2.56%
BROADCOM INC	AVGO UW Equity	US	USD	2.35%
ALPHABET INC C-SHARES	GOOG UW Equity	US	USD	2.20%
META PLATFORMS INC	META UW Equity	US	USD	1.90%
TESLA INC	TSLA UW Equity	US	USD	1.77%
JOHNSON & JOHNSON	JNJ UN Equity	US	USD	1.37%
ASML HOLDING NV	ASML NA Equity	NL	EUR	1.22%
ELI LILLY & CO	LLY UN Equity	US	USD	1.18%
JPMORGAN CHASE & CO	JPM UN Equity	US	USD	1.15%
VISA INC-CLASS A SHARES	V UN Equity	US	USD	1.09%
MERCK & CO. INC.	MRK UN Equity	US	USD	0.96%
CISCO SYSTEMS INC	CSCO UW Equity	US	USD	0.96%

FACTSHEET - AS OF 03-Apr-2026  
Solactive UBS Climate Aware Global Developed Equity CTB Index NTR

Company	Ticker	Country	Currency	Index Weight (%)
MASTERCARD INC-CLASS A	MA UN Equity	US	USD	0.95%
VERIZON COMMUNICATIONS INC	VZ UN Equity	US	USD	0.91%
APPLIED MATERIALS INC	AMAT UW Equity	US	USD	0.83%
AT&T	T UN Equity	US	USD	0.82%
PEPSICO INC	PEP UW Equity	US	USD	0.81%
EQUINIX INC	EQIX UW Equity	US	USD	0.80%
ADVANCED MICRO DEVICES	AMD UW Equity	US	USD	0.79%
PFIZER INC	PFE UN Equity	US	USD	0.79%
WALMART INC	WMT UW Equity	US	USD	0.73%
SCHNEIDER ELECTRIC SE	SU FP Equity	FR	EUR	0.69%
ABBVIE INC	ABBV UN Equity	US	USD	0.65%
UNITEDHEALTH GROUP INC	UNH UN Equity	US	USD	0.65%
SIEMENS AG	SIE GY Equity	DE	EUR	0.64%
ROYALTY PHARMA PLC- CL A	RPRX UW Equity	GB	USD	0.64%
NOVARTIS AG	NOVN SE Equity	CH	CHF	0.64%
ENLIGHT RENEWABLE ENERGY LTD	ENLT IT Equity	IL	ILs	0.64%
REPSOL SA	REP SQ Equity	ES	EUR	0.64%
HILTON WORLDWIDE HOLDINGS INC	HLT UN Equity	US	USD	0.63%
INTEL CORP	INTC UW Equity	US	USD	0.62%
AMERICAN WATER WORKS CO INC	AWK UN Equity	US	USD	0.61%
ROCHE HOLDING AG	ROP SE Equity	CH	CHF	0.60%
ECOLAB INC	ECL UN Equity	US	USD	0.60%
UNITED UTILITIES PLC	UUJ/ LN Equity	GB	GBp	0.59%
SEVERN TRENT PLC	SVT LN Equity	GB	GBp	0.58%
TERNA SPA	TRN IM Equity	IT	EUR	0.57%
DEERE & CO	DE UN Equity	US	USD	0.57%
ORACLE CORP	ORCL UN Equity	US	USD	0.55%
IRON MTN INC	IRM UN Equity	US	USD	0.55%
VESTAS WIND SYSTEMS A/S	VWS DC Equity	DK	DKK	0.54%
QUALCOMM INC	QCOM UW Equity	US	USD	0.54%
BRAMBLES LTD	BXB AT Equity	AU	AUD	0.54%
SANTOS LTD	STO AT Equity	AU	AUD	0.53%
CARDINAL HEALTH INC	CAH UN Equity	US	USD	0.53%
SALESFORCE INC	CRM UN Equity	US	USD	0.52%
ASTRAZENECA PLC	AZN LN Equity	GB	GBp	0.52%
DEUTSCHE TELEKOM AG	DTE GY Equity	DE	EUR	0.52%
PEARSON PLC	PSO LN Equity	GB	GBp	0.51%
HENKEL AG & CO KGAA PREF	HEN3 GY Equity	DE	EUR	0.50%
LAS VEGAS SANDS CORP	LVS UN Equity	US	USD	0.49%
HENKEL AG & CO KGAA BEARER SH	HEN GY Equity	DE	EUR	0.49%
SERVICENOW INC	NOW UN Equity	US	USD	0.49%
SWISS RE AG	SREN SE Equity	CH	CHF	0.49%
CANADIAN NATIONAL RAILWAY COMPANY	CNR CT Equity	CA	CAD	0.49%
INDUSTRIA DE DISENO TEXTIL SA	ITX SQ Equity	ES	EUR	0.48%

FACTSHEET - AS OF 03-Apr-2026  
Solactive UBS Climate Aware Global Developed Equity CTB Index NTR

Company	Ticker	Country	Currency	Index Weight (%)
SWISSCOM AG	SCMN SE Equity	CH	CHF	0.48%
MOODYS CORP	MCO UN Equity	US	USD	0.48%
WHITBREAD PLC	WTB LN Equity	GB	GBP	0.48%
CBRE GROUP INC	CBRE UN Equity	US	USD	0.48%
3I GROUP PLC ORD	III LN Equity	GB	GBP	0.47%
REGENERON PHARMACEUTICALS	REGN UW Equity	US	USD	0.45%
ADOBE INC	ADBE UW Equity	US	USD	0.45%
ACCENTURE PLC-CL A	ACN UN Equity	IE	USD	0.45%
NUCOR CORP	NUE UN Equity	US	USD	0.44%
AMGEN INC	AMGN UW Equity	US	USD	0.44%
PALO ALTO NETWORKS INC	PANW UW Equity	US	USD	0.41%
METLIFE INC	MET UN Equity	US	USD	0.41%
PUBLICIS GROUPE SA	PUB FP Equity	FR	EUR	0.41%
JAPAN REAL ESTATE INVT CORP ORD	8952 JT Equity	JP	JPY	0.40%
NESTE CORPORATION	NESTE FH Equity	FI	EUR	0.40%
MEDTRONIC PLC	MDT UN Equity	IE	USD	0.40%
S&P GLOBAL INC	SPGI UN Equity	US	USD	0.39%
CRH PLC	CRH UN Equity	IE	USD	0.39%
VODAFONE GROUP PLC	VOD LN Equity	GB	GBP	0.38%
LAM RESEARCH CORP	LRCX UW Equity	US	USD	0.37%
JOHNSON CONTROLS INTERNATIONAL PLC	JCI UN Equity	IE	USD	0.37%
DANONE SA	BN FP Equity	FR	EUR	0.37%
CVS HEALTH CORP	CVS UN Equity	US	USD	0.37%
MSCI INC	MSCI UN Equity	US	USD	0.36%
WORKDAY INC	WDAY UW Equity	US	USD	0.36%
KERING SA	KER FP Equity	FR	EUR	0.35%
LAND SECURITIES GROUP PLC	LAND LN Equity	GB	GBP	0.35%
ZURICH INSURANCE GROUP AG	ZURN SE Equity	CH	CHF	0.34%
PROLOGIS INC	PLD UN Equity	US	USD	0.34%
EDWARDS LIFESCIENCES CORP	EW UN Equity	US	USD	0.33%
GEBERIT AG	GEBN SE Equity	CH	CHF	0.33%
AVALONBAY COMMUNITIES INC	AVB UN Equity	US	USD	0.33%
BRISTOL-MYERS SQUIBB CO	BMJ UN Equity	US	USD	0.33%
SONY GROUP CORP	6758 JT Equity	JP	JPY	0.31%
COGNIZANT TECHNOLOGY SOLUTIONS CORP	CTSH UW Equity	US	USD	0.30%
FASTENAL CO	FAST UW Equity	US	USD	0.30%
CIGNA GROUP	CI UN Equity	US	USD	0.30%
THERMO FISHER SCIENTIFIC INC	TMO UN Equity	US	USD	0.29%
ALLIANZ SE	ALV GY Equity	DE	EUR	0.29%
EBAY INC	EBAY UW Equity	US	USD	0.28%
NESTLE SA	NESN SE Equity	CH	CHF	0.28%
H&M HENNES & MAURITZ AB CLASS B	HMB SS Equity	SE	SEK	0.28%
SEIKO EPSON CORP ORD	6724 JT Equity	JP	JPY	0.28%
ROYAL CARIBBEAN CRUISES LTD	RCL UN Equity	LR	USD	0.27%

Company	Ticker	Country	Currency	Index Weight (%)
TECK RESOURCES LIMITED CLASS B	TECK/B CT Equity	CA	CAD	0.27%
ENBRIDGE INC	ENB CT Equity	CA	CAD	0.27%
TELEFONICA SA	TEF SQ Equity	ES	EUR	0.27%
L OREAL SA	OR FP Equity	FR	EUR	0.27%
TARGET CORP	TGT UN Equity	US	USD	0.27%
NEXTERA ENERGY INC	NEE UN Equity	US	USD	0.27%
NASDAQ INC	NDAQ UW Equity	US	USD	0.26%
ENEL SPA	ENEL IM Equity	IT	EUR	0.26%
KINGSPAN GROUP PLC	KSP ID Equity	IE	EUR	0.25%
CENTENE CORP	CNC UN Equity	US	USD	0.25%
BCE INC	BCE CT Equity	CA	CAD	0.25%
STATE STREET CORP	STT UN Equity	US	USD	0.25%
ABBOTT LABORATORIES	ABT UN Equity	US	USD	0.24%
KLA CORP	KLAC UW Equity	US	USD	0.24%
T-MOBILE US INC	TMUS UW Equity	US	USD	0.24%
LLOYDS BANKING GROUP PLC	LLOY LN Equity	GB	GBp	0.24%
GENERAL MILLS INC	GIS UN Equity	US	USD	0.24%
SWISS LIFE HOLDING AG	SLHN SE Equity	CH	CHF	0.24%
BECTON DICKINSON AND CO	BDX UN Equity	US	USD	0.24%
DUPONT DE NEMOURS INC	DD UN Equity	US	USD	0.23%
ORANGE SA	ORA FP Equity	FR	EUR	0.23%
TELUS CORPORATION	T CT Equity	CA	CAD	0.23%
COMCAST CORP-CLASS A	CMCSA UW Equity	US	USD	0.22%
ADIDAS AG	ADS GY Equity	DE	EUR	0.22%
RELX PLC	REL LN Equity	GB	GBp	0.22%
HITACHI LTD	6501 JT Equity	JP	JPY	0.22%
SKF AB CLASS B	SKFB SS Equity	SE	SEK	0.21%
NETFLIX INC	NFLX UW Equity	US	USD	0.21%
NORSK HYDRO ASA	NHY NO Equity	NO	NOK	0.21%
HSBC HOLDINGS PLC	HSBA LN Equity	GB	GBp	0.20%
NATWEST GROUP PLC	NWG LN Equity	GB	GBp	0.20%
SANOFI SA	SAN FP Equity	FR	EUR	0.20%
CAPITALAND INTEGRATED COMMERCIAL TRUST	CICT SP Equity	SG	SGD	0.20%
OTIS WORLDWIDE CORP	OTIS UN Equity	US	USD	0.20%
PALANTIR TECHNOLOGIES INC	PLTR UW Equity	US	USD	0.19%
CASTELLUM AB	CAST SS Equity	SE	SEK	0.19%
MONCLER SPA	MONC IM Equity	IT	EUR	0.19%
CENCORA INC	COR UN Equity	US	USD	0.18%
CITIGROUP INC	C UN Equity	US	USD	0.18%
WALT DISNEY CO/THE	DIS UN Equity	US	USD	0.18%
CK ASSET HOLDINGS LTD	1113 HK Equity	KY	HKD	0.18%
ANALOG DEVICES INC	ADI UW Equity	US	USD	0.18%
BANK OF NEW YORK MELLON CORP	BK UN Equity	US	USD	0.17%
HONGKONG LAND HOLDINGS LTD ORD	HKL SP Equity	BM	USD	0.17%

FACTSHEET - AS OF 03-Apr-2026

Solactive UBS Climate Aware Global Developed Equity CTB Index NTR

Company	Ticker	Country	Currency	Index Weight (%)
CITY DEVELOPMENTS LTD ORD	CIT SP Equity	SG	SGD	0.17%
DASSAULT SYSTEMES SA	DSY FP Equity	FR	EUR	0.17%
FAST RETAILING CO LTD ORD	9983 JT Equity	JP	JPY	0.17%
BANK OF AMERICA CORP	BAC UN Equity	US	USD	0.17%
CAPITALAND INVESTMENT LTD	CLI SP Equity	SG	SGD	0.17%
AXA SA	CS FP Equity	FR	EUR	0.17%
AMDOCS LTD	DOX UW Equity	GG	USD	0.16%
UNILEVER PLC	ULVR LN Equity	GB	GBp	0.16%
BNP PARIBAS SA	BNP FP Equity	FR	EUR	0.16%
BRIDGESTONE CORP ORD	5108 JT Equity	JP	JPY	0.16%
CANON INC	7751 JT Equity	JP	JPY	0.16%
EVERSOURCE ENERGY	ES UN Equity	US	USD	0.15%
GE HEALTHCARE TECHNOLOGIES INC	GEHC UW Equity	US	USD	0.15%
COTERRA ENERGY INC	CTRA UN Equity	US	USD	0.15%
JAPAN POST INSURANCE CO LTD	7181 JT Equity	JP	JPY	0.15%
NIPPON BUILDING FUND INC.	8951 JT Equity	JP	JPY	0.15%
TE CONNECTIVITY LTD	TEL UN Equity	CH	USD	0.14%
ROYAL KPN NV	KPN NA Equity	NL	EUR	0.14%
AIA GROUP LTD	1299 HK Equity	HK	HKD	0.14%
ORSTED A/S	ORSTED DC Equity	DK	DKK	0.14%
BOLIDEN AB	BOL SS Equity	SE	SEK	0.14%
NIKON CORP ORD	7731 JT Equity	JP	JPY	0.13%
ASSICURAZIONI GENERALI SPA	G IM Equity	IT	EUR	0.13%
CARNIVAL CORP	CCL UN Equity	PA	USD	0.13%
BLACKROCK INC	BLK UN Equity	US	USD	0.13%
HERMES INTERNATIONAL SCA	RMS FP Equity	FR	EUR	0.12%
STRYKER CORP	SYK UN Equity	US	USD	0.12%
OMV AG	OMV AV Equity	AT	EUR	0.12%
SIEMENS HEALTHINEERS AG	SHL GY Equity	DE	EUR	0.12%
LULULEMON ATHLETICA INC	LULU UW Equity	US	USD	0.12%
UBER TECHNOLOGIES INC	UBER UN Equity	US	USD	0.11%
SBA COMMUNICATIONS CORP-CL A	SBAC UW Equity	US	USD	0.11%
MARVELL TECHNOLOGY INC	MRVL UW Equity	US	USD	0.11%
SEKISUI HOUSE LTD ORD	1928 JT Equity	JP	JPY	0.10%
UPM-KYMMENE OYJ	UPM FH Equity	FI	EUR	0.10%
GILEAD SCIENCES INC	GILD UW Equity	US	USD	0.09%
VOLVO AB CLASS B	VOLVB SS Equity	SE	SEK	0.09%
LVMH MOET HENNESSY LOUIS VUITTON SE	MC FP Equity	FR	EUR	0.09%
BOSTON SCIENTIFIC CORP	BSX UN Equity	US	USD	0.09%
DIAGEO PLC	DGE LN Equity	GB	GBp	0.09%
TELE2 AB	TEL2B SS Equity	SE	SEK	0.09%
SSE PLC	SSE LN Equity	GB	GBp	0.09%
ZSCALER INC	ZS UW Equity	US	USD	0.09%
AUTODESK INC	ADSK UW Equity	US	USD	0.08%

FACTSHEET - AS OF 03-Apr-2026

Solactive UBS Climate Aware Global Developed Equity CTB Index NTR

Company	Ticker	Country	Currency	Index Weight (%)
NIKE INC	NKE UN Equity	US	USD	0.08%
CIE GENERALE DES ETABLISSEMENTS MICHELIN	ML FP Equity	FR	EUR	0.08%
AUTOMATIC DATA PROCESSING	ADP UW Equity	US	USD	0.08%
MONOLITHIC POWER SYSTEMS INC	MPWR UW Equity	US	USD	0.08%
SEGRO PLC	SGRO LN Equity	GB	GBp	0.08%
KURITA WATER INDUSTRIES LTD	6370 JT Equity	JP	JPY	0.07%
MOTOROLA SOLUTIONS INC	MSI UN Equity	US	USD	0.07%
AMADEUS IT GROUP SA CLASS A	AMS SQ Equity	ES	EUR	0.07%
PRUDENTIAL PLC	PRU LN Equity	GB	GBp	0.07%
ESSEX PROPERTY TRUST INC	ESS UN Equity	US	USD	0.07%
ROCHE HOLDING AG ORD BRR	RO SE Equity	CH	CHF	0.07%
KONINKLIJKE PHILIPS NV	PHIA NA Equity	NL	EUR	0.07%
MARKS AND SPENCER GROUP PLC	MKS LN Equity	GB	GBp	0.07%
WATERS CORP	WAT UN Equity	US	USD	0.07%
DANAHER CORP	DHR UN Equity	US	USD	0.07%
STMICROELECTRONICS NV	STMPA FP Equity	NL	EUR	0.06%
EQUITY RESIDENTIAL	EQR UN Equity	US	USD	0.06%
NORTHERN TRUST CORP	NTRS UW Equity	US	USD	0.06%
ALLSTATE CORP	ALL UN Equity	US	USD	0.06%
KEYSIGHT TECHNOLOGIES INC	KEYS UN Equity	US	USD	0.05%
EDP ENERGIAS DE PORTUGAL SA	EDP PL Equity	PT	EUR	0.05%
FERGUSON PLC	FERG UN Equity	JE	USD	0.05%
CONTACT ENERGY LTD	CEN NZ Equity	NZ	NZD	0.05%
WAREHOUSES DE PAUW SCA	WDP BB Equity	BE	EUR	0.04%
INVESTOR AB CLASS B	INVEB SS Equity	SE	SEK	0.04%
ALLEGRO.EU SA	ALE PW Equity	LU	PLN	0.04%
INTUIT INC	INTU UW Equity	US	USD	0.04%
TOKYO ELECTRON LTD ORD	8035 JT Equity	JP	JPY	0.04%
HERSHEY CO/THE	HSY UN Equity	US	USD	0.03%
SYNOPSIS INC	SNPS UW Equity	US	USD	0.03%
TOTO LTD	5332 JT Equity	JP	JPY	0.03%
TAKEDA PHARMACEUTICAL	4502 JT Equity	JP	JPY	0.03%
VOLVO AB ORD A	VOLVA SS Equity	SE	SEK	0.03%
CGI INC - CLASS A	GIB/A CT Equity	CA	CAD	0.02%
FUJIKURA LTD	5803 JT Equity	JP	JPY	0.02%
EQUINOR ASA	EQNR NO Equity	NO	NOK	0.02%
AMERICAN EXPRESS CO	AXP UN Equity	US	USD	0.02%
MITSUI MINING & SMELTING CO LTD ORD	5706 JT Equity	JP	JPY	0.02%
TENARIS SA	TEN IM Equity	LU	EUR	0.02%
RESONAC HOLDINGS CORP	4004 JT Equity	JP	JPY	0.02%
PG&E CORP	PCG UN Equity	US	USD	0.02%
CHOICE PROPERTIES REI	CHP-U CT Equity	CA	CAD	0.02%
WESFARMERS LTD	WES AT Equity	AU	AUD	0.01%
PINTEREST INC	PINS UN Equity	US	USD	0.01%

FACTSHEET - AS OF 03-Apr-2026

Solactive UBS Climate Aware Global Developed Equity CTB Index NTR

Company	Ticker	Country	Currency	Index Weight (%)
VOLVO CAR AB-B W/I	VOLCARB SS Equity	SE	SEK	0.01%
JB HI-FI LTD ORD	JBH AT Equity	AU	AUD	0.01%
CARLSBERG AS CLASS B	CARLB DC Equity	DK	DKK	0.01%
HOSHIZAKI CORP	6465 JT Equity	JP	JPY	0.01%
BANK HAPOLIM BM ORD	POLI IT Equity	IL	ILs	0.01%
DAVIDE CAMPARI-MILANO NV	CPR IM Equity	NL	EUR	0.01%
GARMIN LTD	GRMN UN Equity	CH	USD	0.01%
OBAYASHI CORP ORD	1802 JT Equity	JP	JPY	0.01%
SANTEN PHARMACEUTICAL CO LTD ORD	4536 JT Equity	JP	JPY	0.01%
WOLTERS KLUWER NV	WKL NA Equity	NL	EUR	0.01%
SEMBCORP INDUSTRIES LTD	SCI SP Equity	SG	SGD	0.01%
KEPPEL CORP LTD ORD	KEP SP Equity	SG	SGD	0.01%
ROCKET COS INC	RKT UN Equity	US	USD	0.01%
PAN AMERICAN SILVER CORP	PAAS CT Equity	CA	CAD	0.01%
WR BERKLEY CORP	WRB UN Equity	US	USD	0.01%
ESSILORLUXOTTICA	EL FP Equity	FR	EUR	0.01%
NISSAN CHEMICAL CORP	4021 JT Equity	JP	JPY	0.01%
OLYMPUS	7733 JT Equity	JP	JPY	0.01%
COCA-COLA EUROPACIFIC PARTNERS PLC	CCEP UW Equity	GB	USD	0.01%
AERCAP HOLDINGS NV	AER UN Equity	NL	USD	0.01%
MIZRAHI TEFAHOT BANK LTD ORD	MZTF IT Equity	IL	ILs	0.01%
SMITH & NEPHEW PLC	SN/ LN Equity	GB	GBp	0.01%
MORGAN STANLEY	MS UN Equity	US	USD	0.01%
SPOTIFY TECHNOLOGY SA	SPOT UN Equity	LU	USD	0.01%
TOKYO FUDOSAN HOLDINGS CORP	3289 JT Equity	JP	JPY	0.01%
COMMONWEALTH BANK OF AUSTRALIA	CBA AT Equity	AU	AUD	0.01%
AVANZA BANK H	AZA SS Equity	SE	SEK	0.01%
PERNOD RICARD SA	RI FP Equity	FR	EUR	0.01%
MAKITA CORP ORD	6586 JT Equity	JP	JPY	0.01%
TOKYO GAS CO LTD	9531 JT Equity	JP	JPY	0.01%
SINGAPORE EXCHANGE (SGX) LTD ORD	SGX SP Equity	SG	SGD	0.01%
SUMITOMO REALTY & DEVELOPMNT ORD	8830 JT Equity	JP	JPY	0.01%
GENUINE PARTS CO	GPC UN Equity	US	USD	0.01%
ENERGIX-RENEWABLE ENERGIES LTD	ENRG IT Equity	IL	ILs	0.01%
MARSH & MCLENNAN COS	MRSN UN Equity	US	USD	0.01%
LENNAR CORP	LEN UN Equity	US	USD	0.01%
METSO CORPORATION	METSO FH Equity	FI	EUR	0.01%
MIRVAC GROUP	MGR AT Equity	AU	AUD	0.01%
SWEDISH ORPHAN BIOVITRUM AB	SOBI SS Equity	SE	SEK	0.01%
TELECOM ITALIA SPA SVGS NCV	TITR IM Equity	IT	EUR	0.01%
INTERACTIVE BROKERS GROUP INC	IBKR UW Equity	US	USD	0.01%
EISAI	4523 JT Equity	JP	JPY	0.01%
NISSIN FOODS HOLDINGS CO LTD	2897 JT Equity	JP	JPY	0.01%
CENTRICA PLC	CNA LN Equity	GB	GBp	0.01%

FACTSHEET - AS OF 03-Apr-2026

Solactive UBS Climate Aware Global Developed Equity CTB Index NTR

Company	Ticker	Country	Currency	Index Weight (%)
TOKIO MARINE HOLDINGS INC	8766 JT Equity	JP	JPY	0.01%
FERROVIAL SE	FER SQ Equity	ES	EUR	0.01%
SUN HUNG KAI PROPERTIES	16 HK Equity	HK	HKD	0.01%
COSTAR GROUP INC	CSGP UW Equity	US	USD	0.01%
UNICHARM CORP ORD	8113 JT Equity	JP	JPY	0.01%
VOESTALPINE AG	VOE AV Equity	AT	EUR	0.01%
ENTERGY CORP	ETR UN Equity	US	USD	0.01%
MEDIBANK PRIVATE	MPL AT Equity	AU	AUD	0.01%
WEST JAPAN RAILWAY CO	9021 JT Equity	JP	JPY	0.01%
UNIVERSAL MUSIC GROUP NV	UMG NA Equity	NL	EUR	0.01%
SPARK NEW ZEALAND LTD	SPK NZ Equity	NZ	NZD	0.01%
JAPAN AIRLINES CO LTD	9201 JT Equity	JP	JPY	0.01%
AIR WATER INC	4088 JT Equity	JP	JPY	0.01%
ANA HOLDINGS INC	9202 JT Equity	JP	JPY	0.01%
DAITO TRUST CONSTRUCTION CO LTD ORD	1878 JT Equity	JP	JPY	0.01%
BOMBARDIER INC	BBD/B CT Equity	CA	CAD	0.01%
AMERICAN INTERNATIONAL GROUP INC	AIG UN Equity	US	USD	0.01%
KEYCORP	KEY UN Equity	US	USD	0.01%
TIS INC	3626 JT Equity	JP	JPY	0.01%
SCHINDLER HOLDING AG	SCHP SE Equity	CH	CHF	0.01%
ULTA BEAUTY INC	ULTA UW Equity	US	USD	0.01%
TRYG AS	TRYG DC Equity	DK	DKK	0.01%
SOJITZ CORP ORD	2768 JT Equity	JP	JPY	0.01%
ASAHI KASEI CORP	3407 JT Equity	JP	JPY	0.01%
HONDA MOTOR	7267 JT Equity	JP	JPY	0.01%
ADVANTEST CORP ORD	6857 JT Equity	JP	JPY	0.01%
FIRST INTERNATIONAL BANK ISRAEL ORD5	FIBI IT Equity	IL	ILs	0.01%
KUEHNE & NAGEL INTERNATIONAL AG	KNIN SE Equity	CH	CHF	0.01%
IIDA GROUP HOLDINGS CO LTD	3291 JT Equity	JP	JPY	0.01%
GENERAL MOTORS CO	GM UN Equity	US	USD	0.01%
WELLS FARGO & CO	WFC UN Equity	US	USD	0.01%
HULIC CO LTD	3003 JT Equity	JP	JPY	0.01%
BLACKSTONE INC	BX UN Equity	US	USD	0.01%
COINBASE GLOBAL INC -CLASS A	COIN UW Equity	US	USD	0.01%
SIMON PROPERTY GROUP INC	SPG UN Equity	US	USD	0.01%
ASSA ABLOY AB CLASS B	ASSAB SS Equity	SE	SEK	0.01%
M & T BANK CORP	MTB UN Equity	US	USD	0.01%
TYSON FOODS INC	TSN UN Equity	US	USD	0.01%
UNIPOL GRUPPO SPA	UNI IM Equity	IT	EUR	0.01%
HEINEKEN HOLDING NV	HEIO NA Equity	NL	EUR	0.01%
DAIWA HOUSE INDUSTRY CO LTD ORD	1925 JT Equity	JP	JPY	0.01%
ICG PLC	ICG LN Equity	GB	GBp	0.01%
LIVE NATION ENTERTAINMENT IN	LYV UN Equity	US	USD	0.01%
INSURANCE AUSTRALIA GROUP LTD ORD	IAG AT Equity	AU	AUD	0.01%

FACTSHEET - AS OF 03-Apr-2026  
Solactive UBS Climate Aware Global Developed Equity CTB Index NTR

Company	Ticker	Country	Currency	Index Weight (%)
NEXT PLC	NXT LN Equity	GB	GBp	0.01%
ARISTA NETWORKS INC	ANET UN Equity	US	USD	0.01%
HALEON PLC	HLN LN Equity	GB	GBp	0.01%
DENSO CORP ORD	6902 JT Equity	JP	JPY	0.01%
BANCO COMERCIAL PORTUGUES SA	BCP PL Equity	PT	EUR	0.01%
EVEREST GROUP LTD	EG UN Equity	BM	USD	0.01%
GOODMAN GROUP ORD UNIT	GMG AT Equity	AU	AUD	0.01%
SOFTBANK CORP	9434 JT Equity	JP	JPY	0.01%
BROADRIDGE FINL SOLUTIONS I COM	BR UN Equity	US	USD	0.01%
ROPER TECHNOLOGIES INC	ROP UW Equity	US	USD	0.01%
KOKUSAI ELECTRIC CORP	6525 JT Equity	JP	JPY	0.01%
NIDEC CORP ORD	6594 JT Equity	JP	JPY	0.01%
REALTY INCOME CORP	O UN Equity	US	USD	0.01%
DAIWA HOUSE REIT INVESTMENT CORP	8984 JT Equity	JP	JPY	0.01%
SEIBU HOLDINGS INC	9024 JT Equity	JP	JPY	0.01%
VULCAN MATERIALS CO	VMC UN Equity	US	USD	0.01%
DHL GROUP	DHL GY Equity	DE	EUR	0.01%
TOBU RAILWAY CO LTD	9001 JT Equity	JP	JPY	0.01%
NOMURA RESEARCH INSTITUTE LTD ORD	4307 JT Equity	JP	JPY	0.01%
PRADA SPA	1913 HK Equity	IT	HKD	0.01%
PROGRESSIVE CORP	PGR UN Equity	US	USD	0.01%
WORLEY LTD	WOR AT Equity	AU	AUD	0.01%
GRAB HOLDINGS LTD - CL A	GRAB UW Equity	KY	USD	0.01%
BEIJER REF AB	BEIJ SS Equity	SE	SEK	0.01%
OPC ENERGY LTD	OPCE IT Equity	IL	ILs	0.01%
SAMPO OYJ CLASS A	SAMPO FH Equity	FI	EUR	0.01%
NORDIC SEMICONDUCTOR ASA	NOD NO Equity	NO	NOK	0.01%
UNITED AIRLINES HOLDINGS INC	UAL UW Equity	US	USD	0.01%
DOVER CORP	DOV UN Equity	US	USD	0.01%
US BANCORP	USB UN Equity	US	USD	0.01%
SMC CORP ORD	6273 JT Equity	JP	JPY	0.01%
RAKUTEN GROUP INC	4755 JT Equity	JP	JPY	0.01%
SOCIETE GENERALE SA CLASS A	GLE FP Equity	FR	EUR	0.01%
PNC FINANCIAL SERVICES GROUP	PNC UN Equity	US	USD	0.01%
TFI INTERNATIONAL INC	TFII CT Equity	CA	CAD	0.01%
APOLLO GLOBAL MANAGEMENT INC	APO UN Equity	US	USD	0.01%
DNB BANK ASA	DNB NO Equity	NO	NOK	0.01%
HONG KONG EXCHANGES & CLEARING ORD	388 HK Equity	HK	HKD	0.01%
LOTUS BAKERIES	LOTB BB Equity	BE	EUR	0.01%
AXFOOD AB	AXFO SS Equity	SE	SEK	0.01%
SIKA AG	SIKA SE Equity	CH	CHF	0.01%
ELECTRONIC ARTS INC	EA UW Equity	US	USD	0.01%
SKANDINAVISKA ENSKILDA BANKEN AB CLASS A	SEBA SS Equity	SE	SEK	0.01%
SYNCHRONY FINANCIAL	SYF UN Equity	US	USD	0.01%

FACTSHEET - AS OF 03-Apr-2026

Solactive UBS Climate Aware Global Developed Equity CTB Index NTR

Company	Ticker	Country	Currency	Index Weight (%)
LOBLAW COMPANIES LTD.	L CT Equity	CA	CAD	0.01%
TECHNOLOGY ONE LTD	TNE AT Equity	AU	AUD	0.01%
HOLMEN AB	HOLMB SS Equity	SE	SEK	0.01%
ESTEE LAUDER COMPANIES INC	EL UN Equity	US	USD	0.01%
SECOM CO LTD ORD	9735 JT Equity	JP	JPY	0.01%
BUNZL PLC	BNZL LN Equity	GB	GBp	0.01%
DEXCOM INC	DXCM UW Equity	US	USD	0.01%
mitsubishi HC CAPITAL INC	8593 JT Equity	JP	JPY	0.01%
HIROSE ELECTRIC CO LTD ORD	6806 JT Equity	JP	JPY	0.01%
GLOBAL-E ONLINE LTD	GLBE UW Equity	IL	USD	0.01%
OLD DOMINION FREIGHT LINE INC	ODFL UW Equity	US	USD	0.01%
FOX CORP CLASS A (NEW)	FOXA UW Equity	US	USD	0.01%
STARBUCKS CORP	SBUX UW Equity	US	USD	0.01%
SALMAR ASA	SALM NO Equity	NO	NOK	0.01%
FUJI ELECTRIC (FUJI ELEC HLDGS) ORD	6504 JT Equity	JP	JPY	0.01%
BANK OF IRELAND GROUP PLC	BIRG ID Equity	IE	EUR	0.01%
UNITED URBAN INV CORP (REIT) ORD	8960 JT Equity	JP	JPY	0.01%
FORTIS INC	FTS CT Equity	CA	CAD	0.01%
ARGENX SE - ADR	ARGX UW Equity	NL	USD	0.01%
MS&AD INS (MITSUI SUMITOMO) ORD	8725 JT Equity	JP	JPY	0.01%
MCDONALDS CORP	MCD UN Equity	US	USD	0.01%
POWER CORP OF CANADA	POW CT Equity	CA	CAD	0.01%
PLUS500 LTD	PLUS LN Equity	IL	GBp	0.01%
ARCHER-DANIELS-MIDLAND CO	ADM UN Equity	US	USD	0.01%
COLES GROUP LTD	COL AT Equity	AU	AUD	0.01%
FISERV INC	FISV UW Equity	US	USD	0.01%
WISE PLC - A	WISE LN Equity	GB	GBp	0.01%
NORFOLK SOUTHERN CORP	NSC UN Equity	US	USD	0.01%
PARKER HANNIFIN CORP	PH UN Equity	US	USD	0.01%
SAGAX AB-B	SAGAB SS Equity	SE	SEK	0.01%
AUCKLAND INTL AIRPORT LTD	AIA NZ Equity	NZ	NZD	0.01%
PAYCHEX INC	PAYX UW Equity	US	USD	0.01%
HAPAG-LLOYD AG	HLAG GY Equity	DE	EUR	0.01%
PUBLIC STORAGE	PSA UN Equity	US	USD	0.01%
PACCAR INC	PCAR UW Equity	US	USD	0.01%
DRAFTKINGS INC	DKNG UW Equity	US	USD	0.01%
SAGE GROUP PLC	SGE LN Equity	GB	GBp	0.01%
MTR CORPORATION LTD	66 HK Equity	HK	HKD	0.01%
CROWN CASTLE INC	CCI UN Equity	US	USD	0.01%
WARNER BROS DISCOVERY INC	WBD UW Equity	US	USD	0.01%
CHUGAI PHARMACEUTICAL CO LTD ORD	4519 JT Equity	JP	JPY	0.01%
ELIA GROUP SA/NV	ELI BB Equity	BE	EUR	0.01%
BANK OF MONTREAL	BMO CT Equity	CA	CAD	0.01%
O'REILLY AUTOMOTIVE INC	ORLY UW Equity	US	USD	0.01%

FACTSHEET - AS OF 03-Apr-2026

Solactive UBS Climate Aware Global Developed Equity CTB Index NTR

Company	Ticker	Country	Currency	Index Weight (%)
HAMAMATSU PHOTONICS KK ORD	6965 JT Equity	JP	JPY	0.01%
HYDRO ONE LTD	H CT Equity	CA	CAD	0.01%
DELTA AIR LINES	DAL UN Equity	US	USD	0.01%
IDEXX LABORATORIES INC	IDXX UW Equity	US	USD	0.01%
AUTOZONE INC	AZO UN Equity	US	USD	0.01%
NATIONAL AUSTRALIA BANK LTD	NAB AT Equity	AU	AUD	0.01%
EBOS GROUP LTD	EBO NZ Equity	NZ	NZD	0.01%
SUMITOMO ELECTRIC INDUSTRIES LTD	5802 JT Equity	JP	JPY	0.01%
TRELLEBORG AB CLASS B	TRELB SS Equity	SE	SEK	0.01%
WESTPAC BANKING CORPORATION	WBC AT Equity	AU	AUD	0.01%
M3 (SO-NET M3) INC ORD	2413 JT Equity	JP	JPY	0.01%
ATMOS ENERGY CORP	ATO UN Equity	US	USD	0.01%
BT GROUP PLC	BT/A LN Equity	GB	GBp	0.01%
TRUIST FINANCIAL CORP	TFC UN Equity	US	USD	0.01%
CELESTICA INC	CLS CT Equity	CA	CAD	0.01%
DOMINION ENERGY INC	D UN Equity	US	USD	0.01%
ROGERS COMMUNICATIONS INC-B	RCI/B CT Equity	CA	CAD	0.01%
TELIA CO AB	TELIA SS Equity	SE	SEK	0.01%
CLOUDFLARE INC - CLASS A	NET UN Equity	US	USD	0.01%
CONSTELLATION ENERGY CORPORATION	CEG UW Equity	US	USD	0.01%
CARSales COM LTD ORD	CAR AT Equity	AU	AUD	0.01%
AFLAC INC	AFL UN Equity	US	USD	0.01%
A2A SPA	A2A IM Equity	IT	EUR	0.01%
MEIJI HOLDINGS CO LTD	2269 JT Equity	JP	JPY	0.01%
MOWI ASA	MOWI NO Equity	NO	NOK	0.01%
ACTIVIDADES DE CONSTRUCCION Y SERVICIOS SA	ACS SQ Equity	ES	EUR	0.01%
NIPPON PAINT HOLDINGS CO LTD	4612 JT Equity	JP	JPY	0.01%
BIOGEN INC	BIIB UW Equity	US	USD	0.01%
AIRBNB INC	ABNB UW Equity	US	USD	0.01%
CCL INDUSTRIES INC	CCL/B CT Equity	CA	CAD	0.01%
OSAKA GAS CO LTD	9532 JT Equity	JP	JPY	0.01%
ODAKYU ELECTRIC RAILWAY CO LTD	9007 JT Equity	JP	JPY	0.01%
DAIFUKU CO LTD	6383 JT Equity	JP	JPY	0.01%
INTUITIVE SURGICAL INC	ISRG UW Equity	US	USD	0.01%
FERRARI NV	RACE IM Equity	NL	EUR	0.01%
SYSMEX CORP ORD	6869 JT Equity	JP	JPY	0.01%
TORONTO-DOMINION BANK	TD CT Equity	CA	CAD	0.01%
VERTEX PHARMACEUTICALS INC	VRTX UW Equity	US	USD	0.01%
KGHM POLSKA MIEDZ SA	KGH PW Equity	PL	PLN	0.01%
MITSUI CHEMICALS INC	4183 JT Equity	JP	JPY	0.01%
EDISON INTERNATIONAL	EIX UN Equity	US	USD	0.01%
THULE GROUP AB/THE	THULE SS Equity	SE	SEK	0.01%
AGEAS SA NV	AGS BB Equity	BE	EUR	0.01%
KONE OYJ CLASS B	KNEBV FH Equity	FI	EUR	0.01%

FACTSHEET - AS OF 03-Apr-2026

Solactive UBS Climate Aware Global Developed Equity CTB Index NTR

Company	Ticker	Country	Currency	Index Weight (%)
YUM! BRANDS	YUM UN Equity	US	USD	0.01%
SYENSQO SA	SYENS BB Equity	BE	EUR	0.01%
PANDORA A/S	PNDORA DC Equity	DK	DKK	0.01%
NISSAN MOTOR CO LTD ORD	7201 JT Equity	JP	JPY	0.01%
ORIX JREIT INC ORD	8954 JT Equity	JP	JPY	0.01%
MACQUARIE GROUP LTD ORD	MQG AT Equity	AU	AUD	0.01%
CATHAY PACIFIC AIRWAYS LTD ORD	293 HK Equity	HK	HKD	0.01%
ASM INTERNATIONAL NV	ASM NA Equity	NL	EUR	0.01%
DAIWA SECURITIES GROUP INC ORD	8601 JT Equity	JP	JPY	0.01%
THOMSON REUTERS CORP	TRI CT Equity	CA	CAD	0.01%
AISIN CORP	7259 JT Equity	JP	JPY	0.01%
ONO PHARMACEUTICAL CO LTD ORD	4528 JT Equity	JP	JPY	0.01%
OBIC CO LTD ORD	4684 JT Equity	JP	JPY	0.01%
TAISEI CORP ORD	1801 JT Equity	JP	JPY	0.01%
KOITO MANUFACTURING CO LTD ORD	7276 JT Equity	JP	JPY	0.01%
HANNOVER RUCK SE	HNRI GY Equity	DE	EUR	0.01%
CDW CORP/DE	CDW UW Equity	US	USD	0.01%
SPAREBANKEN NORGE	SBNOR NO Equity	NO	NOK	0.01%
ROBINHOOD MARKETS INC - A	HOOD UW Equity	US	USD	0.01%
DIE RAIFFEISEN BANK INTERNATIONAL AG	RBI AV Equity	AT	EUR	0.01%
PUBLIC SERVICE ENTERPRISE GROUP ORD	PEG UN Equity	US	USD	0.01%
PRUDENTIAL FINANCIAL INC	PRU UN Equity	US	USD	0.01%
KURARAY CO LTD	3405 JT Equity	JP	JPY	0.01%
BAYERISCHE MOTOREN WERKE BMW PFD	BMW3 GY Equity	DE	EUR	0.01%
GIVAUDAN SA	GIVN SE Equity	CH	CHF	0.01%
KENVUE INC	KVUE UN Equity	US	USD	0.01%
TREND MICRO INC	4704 JT Equity	JP	JPY	0.01%
JAMES HARDIE INDUSTRIES-CDI	JHX AT Equity	IE	AUD	0.01%
CONTINENTAL AG	CON GY Equity	DE	EUR	0.01%
NIPPON SANSO HOLDINGS CORP	4091 JT Equity	JP	JPY	0.01%
YOKOGAWA ELECTRIC CORP ORD	6841 JT Equity	JP	JPY	0.01%
WIENERBERGER AG	WIE AV Equity	AT	EUR	0.01%
DBS GROUP HOLDINGS LTD	DBS SP Equity	SG	SGD	0.01%
OBIC BUSINESS CONSULTANTS LTD ORD	4733 JT Equity	JP	JPY	0.01%
HAREL INSUR INVEST & FINL SVCS ORD	HARL IT Equity	IL	ILs	0.01%
SKANSKA AB CLASS B	SKAB SS Equity	SE	SEK	0.01%
ORKLA ASA	ORK NO Equity	NO	NOK	0.01%
ETABLISSEMENTEN FRANZ COLRUYT NV	COLR BB Equity	BE	EUR	0.01%
NTT INC	9432 JT Equity	JP	JPY	0.01%
FRESNILLO PLC	FRES LN Equity	GB	GBp	0.01%
LINK REIT	823 HK Equity	HK	HKD	0.01%
ENGIE SA	ENGI FP Equity	FR	EUR	0.01%
LENNAR CORP - B SHS	LEN/B UN Equity	US	USD	0.01%
SNAM SPA	SRG IM Equity	IT	EUR	0.01%

FACTSHEET - AS OF 03-Apr-2026

Solactive UBS Climate Aware Global Developed Equity CTB Index NTR

Company	Ticker	Country	Currency	Index Weight (%)
DENTSU GROUP INC	4324 JT Equity	JP	JPY	0.01%
BAYCURRENT CONSULTING INC	6532 JT Equity	JP	JPY	0.01%
PILBARA MINERALS LTD	PLS AT Equity	AU	AUD	0.01%
HUBSPOT INC	HUBS UN Equity	US	USD	0.01%
MERCEDES-BENZ GROUP AG	MBG GY Equity	DE	EUR	0.01%
CORPAY INC	CPAY UN Equity	US	USD	0.01%
DISCO CORP ORD	6146 JT Equity	JP	JPY	0.01%
INFINEON TECHNOLOGIES AG	IFX GY Equity	DE	EUR	0.01%
MITSUBISHI MOTORS CORP ORD	7211 JT Equity	JP	JPY	0.01%
SBI HOLDINGS INC ORD	8473 JT Equity	JP	JPY	0.01%
TALANX AG	TLX GY Equity	DE	EUR	0.01%
EPIROC AB-B	EPIB SS Equity	SE	SEK	0.01%
BUDIMEX	BDX PW Equity	PL	PLN	0.01%
TRAVELERS COS INC/THE	TRV UN Equity	US	USD	0.01%
TOYOTA MOTOR CORP	7203 JT Equity	JP	JPY	0.01%
NICHIREI CORP ORD	2871 JT Equity	JP	JPY	0.01%
CANADIAN IMPERIAL BANK OF COMMERCE	CM CT Equity	CA	CAD	0.01%
TELECOM ITALIA SPA	TIT IM Equity	IT	EUR	0.01%
SEKISUI CHEMICAL CO LTD ORD	4204 JT Equity	JP	JPY	0.01%
NITERRA CO LTD	5334 JT Equity	JP	JPY	0.01%
KUBOTA CORP	6326 JT Equity	JP	JPY	0.01%
TOKYO METRO CO LTD	9023 JT Equity	JP	JPY	0.01%
CONVATEC GROUP PLC	CTEC LN Equity	GB	GBP	0.01%
PULTE GROUP INC	PHM UN Equity	US	USD	0.01%
SWEDBANK AB CLASS A	SWEDA SS Equity	SE	SEK	0.01%
VEEVA SYSTEMS INC	VEEV UN Equity	US	USD	0.01%
MGM CHINA HOLDINGS LTD	2282 HK Equity	KY	HKD	0.01%
WILMAR INTERNATIONAL LTD	WIL SP Equity	SG	SGD	0.01%
UBS GROUP AG	UBSG SE Equity	CH	CHF	0.01%
MCCORMICK & CO-NON VTG SHRS	MKC UN Equity	US	USD	0.01%
LONDON STOCK EXCHANGE GROUP ORD	LSEG LN Equity	GB	GBP	0.01%
LOTTERY CORPORATION LTD	TLC AT Equity	AU	AUD	0.01%
SCHRODERS PLC ORD	SDR LN Equity	GB	GBP	0.01%
EON SE	EOAN GY Equity	DE	EUR	0.01%
SONIC HEALTHCARE (TECH AUST) ORD	SHL AT Equity	AU	AUD	0.01%
CHINA GAS HOLDINGS LTD	384 HK Equity	BM	HKD	0.01%
POSTE ITALIANE SPA	PST IM Equity	IT	EUR	0.01%
SEEK LTD ORD	SEK AT Equity	AU	AUD	0.01%
AENA SME SA	AENA SQ Equity	ES	EUR	0.01%
FOOD & LIFE COMPANIES LTD	3563 JT Equity	JP	JPY	0.01%
FAIR ISAAC CORP	FICO UN Equity	US	USD	0.01%
BANK OF NOVA SCOTIA	BNS CT Equity	CA	CAD	0.01%
BOOKING HOLDINGS INC	BKNG UW Equity	US	USD	0.01%
CVC CAPITAL PARTNERS PLC	CVC NA Equity	JE	EUR	0.01%

FACTSHEET - AS OF 03-Apr-2026

Solactive UBS Climate Aware Global Developed Equity CTB Index NTR

Company	Ticker	Country	Currency	Index Weight (%)
NATIONAL BANK OF CANADA	NA CT Equity	CA	CAD	0.01%
TAKE-TWO INTERACTIVE SOFTWARE INC	TTWO UW Equity	US	USD	0.01%
KYUSHU RAILWAY COMPANY	9142 JT Equity	JP	JPY	0.01%
BARRATT REDROW PLC	BTRW LN Equity	GB	GBp	0.01%
COLOPLAST AS CLASS B	COLOB DC Equity	DK	DKK	0.01%
FUTU HOLDINGS LTD-ADR	FUTU UQ Equity	KY	USD	0.01%
HENDERSON LAND DEVELOPMENT ORD	12 HK Equity	HK	HKD	0.01%
UNICREDIT SPA	UCG IM Equity	IT	EUR	0.01%
SMITHS GROUP PLC	SMIN LN Equity	GB	GBp	0.01%
DIETEREN GROUP	DIE BB Equity	BE	EUR	0.01%
MITSUI FUDOSAN CO LTD ORD	8801 JT Equity	JP	JPY	0.01%
MCKESSON CORP	MCK UN Equity	US	USD	0.01%
SANDVIK AB	SAND SS Equity	SE	SEK	0.01%
SOUTHERN COPPER CORP	SCCO UN Equity	US	USD	0.01%
SUNCORP GROUP LTD	SUN AT Equity	AU	AUD	0.01%
ATLASSIAN CORPORATION PLC	TEAM UW Equity	GB	USD	0.01%
ILLINOIS TOOL WORKS	ITW UN Equity	US	USD	0.01%
BANCA MEDIOLANUM SPA	BMED IM Equity	IT	EUR	0.01%
YAMAHA CORP ORD	7951 JT Equity	JP	JPY	0.01%
MISUMI GROUP INC ORD	9962 JT Equity	JP	JPY	0.01%
HUNTINGTON BANCSHARES INC/OH	HBAN UW Equity	US	USD	0.01%
CITIZENS FINANCIAL GROUP INC	CFG UN Equity	US	USD	0.01%
TOYOTA TSUSHO CORP ORD	8015 JT Equity	JP	JPY	0.01%
TRANSURBAN GROUP	TCL AT Equity	AU	AUD	0.01%
KEISEI ELECTRIC RAILWAY CO LTD ORD	9009 JT Equity	JP	JPY	0.01%
ELISA OYJ CLASS A	ELISA FH Equity	FI	EUR	0.01%
BANCO SANTANDER SA	SAN SQ Equity	ES	EUR	0.01%
ZOOM VIDEO COMMUNICATIONS INC	ZM UW Equity	US	USD	0.01%
CDN. UTILITIES LTD A	CU CT Equity	CA	CAD	0.01%
GARTNER INC	IT UN Equity	US	USD	0.01%
SPAREBANK 1 SMN	MING NO Equity	NO	NOK	0.01%
DR ING HC F PORSCHE AG	P911 GY Equity	DE	EUR	0.01%
MTU AERO ENGINES AG	MTX GY Equity	DE	EUR	0.01%
PERSOL HOLDINGS CO LTD	2181 JT Equity	JP	JPY	0.01%
FASTIGHETS BALDER AB CLASS B	BALDB SS Equity	SE	SEK	0.01%
IBERDROLA SA	IBE SQ Equity	ES	EUR	0.01%
QBE INSURANCE GROUP LTD	QBE AT Equity	AU	AUD	0.01%
TECHTRONIC INDUSTRIES CO LTD ORD	669 HK Equity	HK	HKD	0.01%
ELEVANCE HEALTH INC	ELV UN Equity	US	USD	0.01%
mitsubishi electric corp	6503 JT Equity	JP	JPY	0.01%
MARUI GROUP CO LTD (MARUI CO) ORD	8252 JT Equity	JP	JPY	0.01%
TESCO PLC	TSCO LN Equity	GB	GBp	0.01%
REECE LTD	REH AT Equity	AU	AUD	0.01%
KANSAI ELECTRIC POWER CO ORD	9503 JT Equity	JP	JPY	0.01%

FACTSHEET - AS OF 03-Apr-2026

Solactive UBS Climate Aware Global Developed Equity CTB Index NTR

Company	Ticker	Country	Currency	Index Weight (%)
OVERSEA-CHINESE BANKING CORP	OCBC SP Equity	SG	SGD	0.01%
DEUTSCHE BOERSE AG	DB1 GY Equity	DE	EUR	0.01%
ANTOFAGASTA PLC	ANTO LN Equity	GB	GBp	0.01%
SUNTORY BEVERAGE & FOOD LTD	2587 JT Equity	JP	JPY	0.01%
MIZUHO FINANCIAL GROUP INC	8411 JT Equity	JP	JPY	0.01%
STRAUMANN HOLDING AG	STMN SE Equity	CH	CHF	0.01%
HANKYU HANSHIN HOLDINGS INC	9042 JT Equity	JP	JPY	0.01%
FANUC CORP	6954 JT Equity	JP	JPY	0.01%
CADENCE DESIGN SYSTEMS INC	CDNS UW Equity	US	USD	0.01%
METRO INC -A	MRU CT Equity	CA	CAD	0.01%
FIRSTSERVICE CORP	FSV CT Equity	CA	CAD	0.01%
RECRUIT HOLDINGS CO LTD	6098 JT Equity	JP	JPY	0.01%
YAMATO HDG.	9064 JT Equity	JP	JPY	0.01%
FAIRFAX FINANCIAL HOLDINGS LIMITED	FFH CT Equity	CA	CAD	0.01%
DAI-ICHI LIFE HOLDINGS INC	8750 JT Equity	JP	JPY	0.01%
COMPAGNIE FINANCIERE RICHEMONT SA	CFR SE Equity	CH	CHF	0.01%
ADMIRAL GROUP PLC	ADM LN Equity	GB	GBp	0.01%
MINERAL RESOURCES LTD ORD	MIN AT Equity	AU	AUD	0.01%
CAPITALAND ASCENDAS REIT	CLAR SP Equity	SG	SGD	0.01%
HUSQVARNA AB	HUSQB SS Equity	SE	SEK	0.01%
INTACT FINANCIAL CORP.	IFC CT Equity	CA	CAD	0.01%
NVR INC	NVR UN Equity	US	USD	0.01%
NAVIGATOR COMPANY SA	NVG PL Equity	PT	EUR	0.01%
WW GRAINGER INC	GWW UN Equity	US	USD	0.01%
MELROSE INDUSTRIES PLC	MRO LN Equity	GB	GBp	0.01%
SANWA HOLDINGS CORP	5929 JT Equity	JP	JPY	0.01%
CENTRAL JAPAN RAILWAY CO	9022 JT Equity	JP	JPY	0.01%
FISHER & PAYKEL HEALTHCARE CORPORATION LIMITED	FPH NZ Equity	NZ	NZD	0.01%
MANULIFE FINANCIAL CORP	MFC CT Equity	CA	CAD	0.01%
COCA-COLA BOTTLERS JAPAN INC	2579 JT Equity	JP	JPY	0.01%
ARM HOLDINGS ADR	ARM UW Equity	US	USD	0.01%
SHIMIZU CORP ORD	1803 JT Equity	JP	JPY	0.01%
WISETECH GLOBAL LTD	WTC AT Equity	AU	AUD	0.01%
ANDRITZ AG	ANDR AV Equity	AT	EUR	0.01%
HAKUHODO DY HOLDINGS INC ORD	2433 JT Equity	JP	JPY	0.01%
BIONTECH SE	22UA GY Equity	DE	EUR	0.01%
RENASAS ELECTRONICS CORP	6723 JT Equity	JP	JPY	0.01%
ENDESA SA	ELE SQ Equity	ES	EUR	0.01%
WILLIS TOWERS WATSON PLC	WTW UW Equity	IE	USD	0.01%
FUJI MEDIA HLDGS (FUJI TELE) ORD	4676 JT Equity	JP	JPY	0.01%
BAKKAFROST P/F	BAKKA NO Equity	FO	NOK	0.01%
BOMBARDIER INC	BBD/A CT Equity	CA	CAD	0.01%
PHOENIX HOLDINGS LTD/THE	PHOE IT Equity	IL	ILs	0.01%
CHIPOTLE MEXICAN GRILL INC	CMG UN Equity	US	USD	0.01%

FACTSHEET - AS OF 03-Apr-2026

Solactive UBS Climate Aware Global Developed Equity CTB Index NTR

Company	Ticker	Country	Currency	Index Weight (%)
CENTERPOINT ENERGY INC	CNP UN Equity	US	USD	0.01%
VICI PROPERTIES INC	VICI UN Equity	US	USD	0.01%
SAPUTO INC	SAP CT Equity	CA	CAD	0.01%
CSL LTD ORD	CSL AT Equity	AU	AUD	0.01%
CYBERAGENT INC	4751 JT Equity	JP	JPY	0.01%
AP MOLLER MAERSK AS CLASS B	MAERSKB DC Equity	DK	DKK	0.01%
ROCKWELL AUTOMATION INC	ROK UN Equity	US	USD	0.01%
KKR & CO INC	KKR UN Equity	US	USD	0.01%
GOLDMAN SACHS GROUP INC	GS UN Equity	US	USD	0.01%
EQUIFAX INC	EFX UN Equity	US	USD	0.01%
ZIMMER BIOMET HOLDINGS INC	ZBH UN Equity	US	USD	0.01%
EPIROC AB-A	EPIA SS Equity	SE	SEK	0.01%
GREAT WEST LIFECO	GWO CT Equity	CA	CAD	0.01%
MONOTARO CO LTD	3064 JT Equity	JP	JPY	0.01%
CHIBA BANK LTD ORD	8331 JT Equity	JP	JPY	0.01%
ROYAL BANK OF CANADA	RY CT Equity	CA	CAD	0.01%
COCHLEAR LTD	COH AT Equity	AU	AUD	0.01%
ARCH CAPITAL GROUP LTD	ACGL UW Equity	BM	USD	0.01%
NATIONAL GRID PLC	NG/ LN Equity	GB	GBp	0.01%
AIB GROUP PLC	AIBG ID Equity	IE	EUR	0.01%
NIPPON TELEVISION NETWORK CORP ORD	9404 JT Equity	JP	JPY	0.01%
HKT TRUST AND HKT LTD	6823 HK Equity	HK	HKD	0.01%
SUMITOMO RUBBER INDUSTRIES LTD ORD	5110 JT Equity	JP	JPY	0.01%
JERONIMO MARTINS SGPS SA	JMT PL Equity	PT	EUR	0.01%
CORTEVA INC	CTVA UN Equity	US	USD	0.01%
KESKO OYJ CLASS B	KESKOB FH Equity	FI	EUR	0.01%
SOFINA SA	SOF BB Equity	BE	EUR	0.01%
HIKARI TSUSHIN INC ORD	9435 JT Equity	JP	JPY	0.01%
STOCKLAND	SGP AT Equity	AU	AUD	0.01%
SUMITOMO METAL MINING CO LTD ORD	5713 JT Equity	JP	JPY	0.01%
KEWPIE (QP) CORP ORD	2809 JT Equity	JP	JPY	0.01%
NIPPON EXPRESS HOLDINGS CO	9147 JT Equity	JP	JPY	0.01%
NIPPON PROLOGIS REIT INC	3283 JT Equity	JP	JPY	0.01%
PROTECTOR FORSIKRING ASA	PROT NO Equity	NO	NOK	0.01%
REGIONS FINANCIAL CORP	RF UN Equity	US	USD	0.01%
CELLNEX TELECOM SA	CLNX SQ Equity	ES	EUR	0.01%
HITACHI CONSTRUCTION MACHINERY ORD	6305 JT Equity	JP	JPY	0.01%
TOKYU CORP	9005 JT Equity	JP	JPY	0.01%
BEIERSDORF AG	BEI GY Equity	DE	EUR	0.01%
MITSUBISHI ESTATE CO LTD ORD	8802 JT Equity	JP	JPY	0.01%
WESTINGHOUSE AIR BRAKE TECHNOLOGIES CORP	WAB UN Equity	US	USD	0.01%
TDK CORP ORD	6762 JT Equity	JP	JPY	0.01%
KEYENCE CORP ORD	6861 JT Equity	JP	JPY	0.01%
SWECO AB-B S	SWECB SS Equity	SE	SEK	0.01%

FACTSHEET - AS OF 03-Apr-2026

Solactive UBS Climate Aware Global Developed Equity CTB Index NTR

Company	Ticker	Country	Currency	Index Weight (%)
NETAPP INC	NTAP UW Equity	US	USD	0.01%
MERIDIAN ENERGY LTD	MEL NZ Equity	NZ	NZD	0.01%
INVESTOR AB ORD A	INVEA SS Equity	SE	SEK	0.01%
SAGAX AB-D	SAGAD SS Equity	SE	SEK	0.01%
JAPAN METROPOLITAN FUND INVESTMENT CORP	8953 JT Equity	JP	JPY	0.01%
DOORDASH INC	DASH UW Equity	US	USD	0.01%
MONGODB INC	MDB UQ Equity	US	USD	0.01%
MINEBEA MITSUMI INC	6479 JT Equity	JP	JPY	0.01%
SYSCO CORP	SYU UN Equity	US	USD	0.01%
CHUBB LTD	CB UN Equity	CH	USD	0.01%
METTLER-TOLEDO INTL	MTD UN Equity	US	USD	0.01%
BANK MILLENNIUM SA	MIL PW Equity	PL	PLN	0.01%
JAPAN POST BANK CO LTD	7182 JT Equity	JP	JPY	0.01%
T&D HOLDINGS INC ORD	8795 JT Equity	JP	JPY	0.01%
PRINCIPAL FINANCIAL GROUP INC	PFM UW Equity	US	USD	0.01%
ACOM CO LTD ORD	8572 JT Equity	JP	JPY	0.01%
AEON CO LTD ORD	8267 JT Equity	JP	JPY	0.01%
LIFCO AB	LIFCOB SS Equity	SE	SEK	0.01%
RICOH CO LTD	7752 JT Equity	JP	JPY	0.01%
SHOPIFY INC	SHOP CT Equity	CA	CAD	0.01%
AUTO TRADER GROUP PLC	AUTO LN Equity	GB	GBp	0.01%
SIGMA HEALTHCARE LTD	SIG AT Equity	AU	AUD	0.01%
UOL GROUP LTD ORD	UOL SP Equity	SG	SGD	0.01%
VINCI SA	DG FP Equity	FR	EUR	0.01%
ICL GROUP LTD	ICL IT Equity	IL	ILs	0.01%
APA GROUP	APA AT Equity	AU	AUD	0.01%
COMPUTERSHARE LTD ORD	CPU AT Equity	AU	AUD	0.01%
FORTUM OYJ	FORTUM FH Equity	FI	EUR	0.01%
IA FINANCIAL CORP INC	IAG CT Equity	CA	CAD	0.01%
EXPEDIA GROUP INC	EXPE UW Equity	US	USD	0.01%
RECKITT BENCKISER GROUP PLC	RKT LN Equity	GB	GBp	0.01%
SCHWAB (CHARLES) CORP	SCHW UN Equity	US	USD	0.01%
ASX LTD ORD	ASX AT Equity	AU	AUD	0.01%
SUBARU CORP	7270 JT Equity	JP	JPY	0.01%
GE AEROSPACE	GE UN Equity	US	USD	0.01%
MONDELEZ INTERNATIONAL INC	MDLZ UW Equity	US	USD	0.01%
AZBIL (YAMATAKE) CORP ORD	6845 JT Equity	JP	JPY	0.01%
ASTELLAS PHARMA INC	4503 JT Equity	JP	JPY	0.01%
SHIN-ETSU CHEMICAL CO LTD	4063 JT Equity	JP	JPY	0.01%
MAPLETREE LOGISTICS TRUST	MLT SP Equity	SG	SGD	0.01%
SHERWIN-WILLIAMS CO	SHW UN Equity	US	USD	0.01%
UNITED OVERSEAS BANK LTD	UOB SP Equity	SG	SGD	0.01%
SHIZUOKA FINANCIAL GROUP INC	5831 JT Equity	JP	JPY	0.01%
KRAFT HEINZ CO THE	KHC UW Equity	US	USD	0.01%

FACTSHEET - AS OF 03-Apr-2026

Solactive UBS Climate Aware Global Developed Equity CTB Index NTR

Company	Ticker	Country	Currency	Index Weight (%)
DEXUS/AU	DXS AT Equity	AU	AUD	0.01%
PRO MEDICUS LTD	PME AT Equity	AU	AUD	0.01%
COPART INC	CPRT UW Equity	US	USD	0.01%
CHURCH & DWIGHT CO INC	CHD UN Equity	US	USD	0.01%
DSM FIRMENICH AG	DSFIR NA Equity	CH	EUR	0.01%
EXTRA SPACE STORAGE INC	EXR UN Equity	US	USD	0.01%
AIRPORT CITY LTD.	ARPT IT Equity	IL	ILs	0.01%
BLOCK INC	XYZ UN Equity	US	USD	0.01%
FLUTTER ENTERTAINMENT PLC	FLUT UN Equity	IE	USD	0.01%
KEIO (KEIO ELECTRIC RAIL) CORP ORD	9008 JT Equity	JP	JPY	0.01%
INTERCONTINENTAL EXCHANGE INC	ICE UN Equity	US	USD	0.01%
NOVO NORDISK A/S	NOVOB DC Equity	DK	DKK	0.01%
EAST JAPAN RAILWAY CO	9020 JT Equity	JP	JPY	0.01%
VERBUND AG	VER AV Equity	AT	EUR	0.01%
AON PLC	AON UN Equity	IE	USD	0.01%
NOVONESIS AS CLASS B	NSISB DC Equity	DK	DKK	0.01%
HARTFORD FINANCIAL SERVICES GROUP INC	HIG UN Equity	US	USD	0.01%
MUNICH REINSURANCE COMPANY	MUV2 GY Equity	DE	EUR	0.01%
JAPAN EXCHANGE GROUP INC	8697 JT Equity	JP	JPY	0.01%
QUEBECOR INC - CL B	QBR/B CT Equity	CA	CAD	0.01%
J SAINSBURY PLC	SBRY LN Equity	GB	Gbp	0.01%
ICON PLC	ICLR UW Equity	IE	USD	0.01%
ONEOK INC	OKE UN Equity	US	USD	0.01%
STANLEY ELECTRIC CO LTD	6923 JT Equity	JP	JPY	0.01%
NOMURA REAL ESTATE MASTER FUND INC	3462 JT Equity	JP	JPY	0.01%
NOMURA REAL ESTATE HOLDINGS INC ORD	3231 JT Equity	JP	JPY	0.01%
TOHO CO LTD ORD	9602 JT Equity	JP	JPY	0.01%
ISRAEL DISCOUNT BANK LTD ORD A	DSCT IT Equity	IL	ILs	0.01%
REA GROUP LTD	REA AT Equity	AU	AUD	0.01%
SAAB AB CLASS B	SAABB SS Equity	SE	SEK	0.01%
KIKKOMAN CORP ORD	2801 JT Equity	JP	JPY	0.01%
JFE HOLDINGS INC	5411 JT Equity	JP	JPY	0.01%
MAZDA MOTOR CORP ORD	7261 JT Equity	JP	JPY	0.01%
BAWAG GROUP AG	BG AV Equity	AT	EUR	0.01%
LUNDIN MINING CORP	LUN CT Equity	CA	CAD	0.01%
TC ENERGY CORP	TRP CT Equity	CA	CAD	0.01%
CONSTELLATION SOFTWARE INC	CSU CT Equity	CA	CAD	0.01%
SCREEN HOLDINGS CO LTD	7735 JT Equity	JP	JPY	0.01%
KINDER MORGAN INC	KMI UN Equity	US	USD	0.01%
NICE LTD	NICE IT Equity	IL	ILs	0.01%
CAPITAL ONE FINANCIAL CORP	COF UN Equity	US	USD	0.01%
WSP GLOBAL INC	WSP CT Equity	CA	CAD	0.01%
DATADOG INC	DDOG UW Equity	US	USD	0.01%
SPAREBANK 1 SR NORGE ASA	SBINO NO Equity	NO	NOK	0.01%

FACTSHEET - AS OF 03-Apr-2026

Solactive UBS Climate Aware Global Developed Equity CTB Index NTR

Company	Ticker	Country	Currency	Index Weight (%)
HEINEKEN NV	HEIA NA Equity	NL	EUR	0.01%
BAYERISCHE MOTOREN WERKE AG	BMW GY Equity	DE	EUR	0.01%
RESTAURANT BRANDS INTERNATIONAL INC	QSR CT Equity	CA	CAD	0.01%
SOUTHWEST AIRLINES CO	LUV UN Equity	US	USD	0.01%
ALNYLAM PHARMACEUTICALS INC	ALNY UW Equity	US	USD	0.01%
COMPASS GROUP PLC	CPG LN Equity	GB	USD	0.01%
GENMAB A/S	GMAB DC Equity	DK	DKK	0.01%
FIDELITY NATIONAL INFORMATION SERVICES INC	FIS UN Equity	US	USD	0.01%
STANDARD CHARTERED PLC	STAN LN Equity	GB	GBp	0.01%
PPG INDUSTRIES INC	PPG UN Equity	US	USD	0.01%
GMO PAYMENT GATEWAY INC	3769 JT Equity	JP	JPY	0.01%
WOOLWORTHS GROUP LTD	WOW AT Equity	AU	AUD	0.01%
SARTORIUS AG PEF	SRT3 GY Equity	DE	EUR	0.01%
SG HOLDINGS CO LTD	9143 JT Equity	JP	JPY	0.01%
CAIXABANK SA	CABK SQ Equity	ES	EUR	0.01%
GETINGE AB CLASS B	GETIB SS Equity	SE	SEK	0.01%
SHIONOGI & CO LTD ORD	4507 JT Equity	JP	JPY	0.01%
AVIVA PLC	AV/ LN Equity	GB	GBp	0.01%
MERCURY NZ LTD	MCY NZ Equity	NZ	NZD	0.01%
ASAHI GROUP HLDGS (ASAHI BREW) ORD	2502 JT Equity	JP	JPY	0.01%
MAPLETREE PAN ASIA COMMERCIAL TRUST	MPACT SP Equity	SG	SGD	0.01%
BIG SHOPPING CENTERS LTD.	BIG IT Equity	IL	ILs	0.01%
KAJIMA CORP ORD	1812 JT Equity	JP	JPY	0.01%
AP MOLLER MAERSK A/S ORD A	MAERSKA DC Equity	DK	DKK	0.01%
LATOIR INVESTMENT AB ORD B	LATOB SS Equity	SE	SEK	0.01%
SITC INTERNATIONAL HOLDINGS	1308 HK Equity	KY	HKD	0.01%
INFORMA PLC	INF LN Equity	GB	GBp	0.01%
BANCA MONTE DEI PASCHI DI SIENA SPA	BMPS IM Equity	IT	EUR	0.01%
KEURIG DR PEPPER INC	KDP UW Equity	US	USD	0.01%
Camtek Ltd	CAMT IT Equity	IL	ILs	0.01%
KIRIN HOLDINGS (BREWERY) CO LTD ORD	2503 JT Equity	JP	JPY	0.01%
M&G PLC	MNG LN Equity	GB	GBp	0.01%
SECURITAS AB CLASS B	SECUB SS Equity	SE	SEK	0.01%
OPEN HOUSE GROUP CO LTD	3288 JT Equity	JP	JPY	0.01%
XERO LTD	XRO AT Equity	NZ	AUD	0.01%
KANSAI PAINT CO LTD	4613 JT Equity	JP	JPY	0.01%
INDUTRADE AB	INDT SS Equity	SE	SEK	0.01%
STANTEC INC	STN CT Equity	CA	CAD	0.01%
NATURGY ENERGY GROUP SA	NTGY SQ Equity	ES	EUR	0.01%
NINTENDO CO LTD	7974 JT Equity	JP	JPY	0.01%
QANTAS AIRWAYS LTD ORD	QAN AT Equity	AU	AUD	0.01%
EVN AG	EVN AV Equity	AT	EUR	0.01%
FIFTH THIRD BANCORP	FITB UW Equity	US	USD	0.01%
SARTORIUS STEDIM BIOTECH SA	DIM FP Equity	FR	EUR	0.01%

FACTSHEET - AS OF 03-Apr-2026

Solactive UBS Climate Aware Global Developed Equity CTB Index NTR

Company	Ticker	Country	Currency	Index Weight (%)
GLP J-REIT/D	3281 JT Equity	JP	JPY	0.01%
CONSOLIDATED EDISON INC	ED UN Equity	US	USD	0.01%
OMRON CORP ORD	6645 JT Equity	JP	JPY	0.01%
SINGAPORE TECH ENGINEERING	STE SP Equity	SG	SGD	0.01%
ASICS CORP	7936 JT Equity	JP	JPY	0.01%
AMETEK INC	AME UN Equity	US	USD	0.01%
ALIBABA HEALTH INFORMATION TECHNOLOGY LTD	241 HK Equity	BM	HKD	0.01%
SHISEIDO CO LTD	4911 JT Equity	JP	JPY	0.01%
LEROY SEAFOOD GROUP ASA	LSG NO Equity	NO	NOK	0.01%
PAYPAL HOLDINGS INC.	PYPL UW Equity	US	USD	0.01%
BROTHER INDUSTRIES LTD ORD	6448 JT Equity	JP	JPY	0.01%
RAYMOND JAMES FINL.	RJF UN Equity	US	USD	0.01%
ANZ GROUP HOLDINGS LTD	ANZ AT Equity	AU	AUD	0.01%
ROLLINS INC	ROL UN Equity	US	USD	0.01%
SCHINDLER HOLDING AG ORD	SCHN SE Equity	CH	CHF	0.01%
GEELY AUTOMOBILE HOLDINGS LT	175 HK Equity	KY	HKD	0.01%
UCB SA	UCB BB Equity	BE	EUR	0.01%
FOX CORP CLASS B (NEW)	FOX UW Equity	US	USD	0.01%
SUPER MICRO COMPUTER INC	SMCI UW Equity	US	USD	0.01%
BOUYGUES SA	EN FP Equity	FR	EUR	0.01%
CHOCOLADEFABRIKEN LINDT & SPRUENGLI AG	LISP SE Equity	CH	CHF	0.01%
GLOBAL PAYMENTS INC	GPN UN Equity	US	USD	0.01%
DSV AS	DSV DC Equity	DK	DKK	0.01%
EXPERIAN PLC	EXPN LN Equity	JE	GBp	0.01%
COMMERZBANK AG	CBK GY Equity	DE	EUR	0.01%
MITSUBISHI GAS CHEMICAL CO	4182 JT Equity	JP	JPY	0.01%
KINTETSU GROUP HOLDINGS CO LTD	9041 JT Equity	JP	JPY	0.01%
AMADA CO LTD	6113 JT Equity	JP	JPY	0.01%
GENTING SINGAPORE PLC	GENS SP Equity	SG	SGD	0.01%
OPEN TEXT CORP	OTEX CT Equity	CA	CAD	0.01%
CBOE GLOBAL MARKETS INC	CBOE UF Equity	US	USD	0.01%
SPIRAX GROUP PLC	SPX LN Equity	GB	GBp	0.01%

## DISCLAIMER

© Solactive AG, 2026. All rights reserved.


The information contained in this factsheet is impersonal, not tailored to the needs of any person, entity or group of persons and for informational purposes only. The information contained herein has been obtained from public sources believed to be reliable, but no representation or warranty, express or implied, is made that such information is accurate or complete and it should not be relied upon as such. The content is provided on an "as is" basis. Solactive AG accepts no responsibility or liability for any errors or for any loss from use of this factsheet or any of the information or data contained herein. In no event shall Solactive AG be liable to any party for any direct, indirect, incidental, exemplary, compensatory, punitive, special or consequential damages, costs, expenses, legal fees, or losses (including, without limitation, lost income or lost profits and opportunity costs) in connection with any use of the factsheets and its content even if advised of the possibility of such damages.

It is not possible to invest directly in an index. Exposure to assets represented by an index is available through investable financial instruments that seek to provide an investment return based on the performance of an index. A decision to invest in any such financial instrument should not be made in reliance on any of the statements set forth in this document. Prospective investors are advised to make an investment in any such financial instrument only after carefully considering the risks associated with investing in such financial instruments, as detailed in an offering memorandum or similar document that is prepared by or on behalf of the issuer of the financial instrument or vehicle.

The financial instruments are not sponsored, promoted, sold or supported in any other manner by Solactive AG nor does Solactive AG offer any express or implicit guarantee or assurance either with regard to the results of using the Index and/or Index trade mark or the Index level at any time or in any other respect. Solactive AG makes no assurance that financial instruments based on the index will accurately track index performance or provide positive investment returns. Solactive AG is not an investment adviser and nothing in this factsheet constitutes a recommendation by Solactive AG to invest capital in financial instruments nor does it in any way represent an assurance or opinion of Solactive AG with regard to any investment in a financial instrument. Inclusion of a security within an index is not a recommendation by Solactive AG to buy, sell, or hold such security, nor is it considered to be investment advice.

Past performance should not be considered as indication or guarantee of any future results. Charts and graphs are provided for illustrative purposes.

This info service is offered exclusively by Solactive AG, Platz der Einheit 1, D-60327 Frankfurt am Main | E-Mail: [indexing@solactive.com](mailto:indexing@solactive.com)

"Solactive", "Solactive GBS", "German Index Engineering" and the logo  are registered trademarks of Solactive AG.

The information in this document does not constitute tax, legal or investment advice. The factsheet is proprietary to Solactive AG. Its content may not be modified, reproduced, redistributed or stored in a retrieval system in whole or in part without the prior written consent of Solactive AG.